



US00D695402S

(12) **United States Design Patent** (10) **Patent No.:** **US D695,402 S**
Dacosta et al. (45) **Date of Patent:** **** Dec. 10, 2013**

(54) **LAPIDUS CUT GUIDE**

2005/0171545 A1* 8/2005 Walsh et al. 606/72
2006/0122617 A1* 6/2006 Lavallee et al. 606/87
2006/0155294 A1* 7/2006 Steffensmeier et al. 606/88

(75) Inventors: **Albert Dacosta**, Englewood, CO (US);
Thomas Chang, Santa Rosa, CA (US)

* cited by examiner

(73) Assignee: **Paragon 28, Inc.**, Englewood, CO (US)

Primary Examiner — Antoine D Davis

(**) Term: **14 Years**

(74) *Attorney, Agent, or Firm* — Heslin Rothenberg Farley & Mesiti P.C.

(21) Appl. No.: **29/428,138**

(57) **CLAIM**

The ornamental design for the lapidus cut guide.

(22) Filed: **Jul. 26, 2012**

(51) **LOC (9) Cl.** **24-02**

(52) **U.S. Cl.**

USPC **D24/140; D24/155**

(58) **Field of Classification Search**

USPC D24/140, 155; 128/898; 606/74, 75,
606/79-90, 96-98, 280-331, 102;
623/21.18, 21.19

See application file for complete search history.

DESCRIPTION

FIG. 1 is a top perspective view of the lapidus cut guide comprising the new design;

FIG. 2 is a top view of the design of FIG. 1;

FIG. 3 is a bottom view of the design of FIG. 1;

FIG. 4 is a right elevational view of the design of FIG. 1;

FIG. 5 is a left elevational view of the design of FIG. 1;

FIG. 6 is a front elevational view of the design of FIG. 1; and,

FIG. 7 is a sectional view of the design of FIG. 1 taken along line 7-7 of FIG. 2.

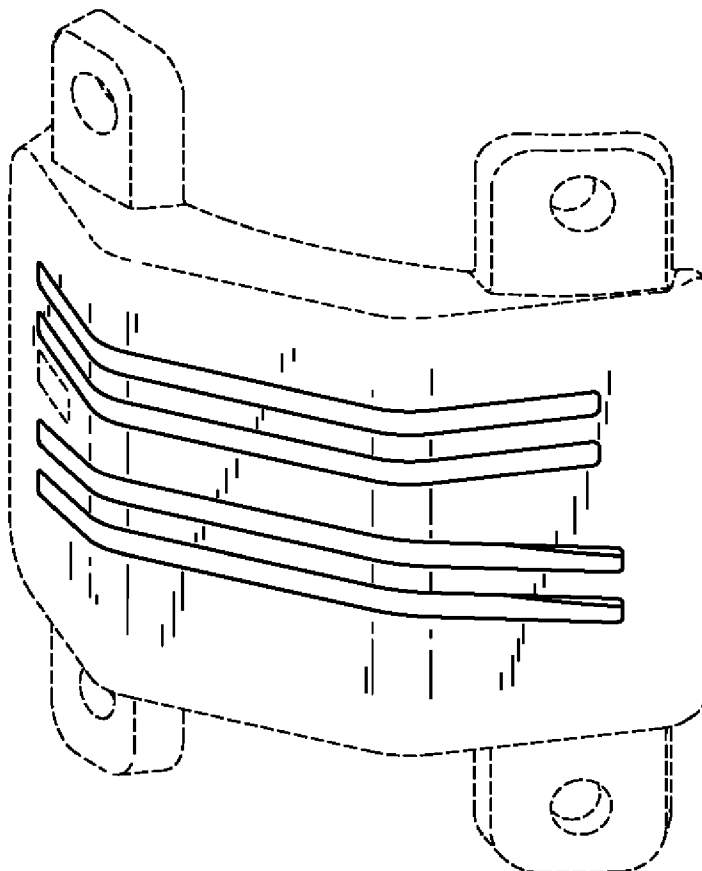
The broken lines in the figures are for illustrative purposes only and form no part of the claimed invention.

(56) **References Cited**

U.S. PATENT DOCUMENTS

6,500,179 B1* 12/2002 Masini 606/88
D642,688 S * 8/2011 Binder D24/155

1 Claim, 2 Drawing Sheets



Paragon 28 v. Treace Medical Concepts
PGR2026-00017
Paragon Ex. 1014

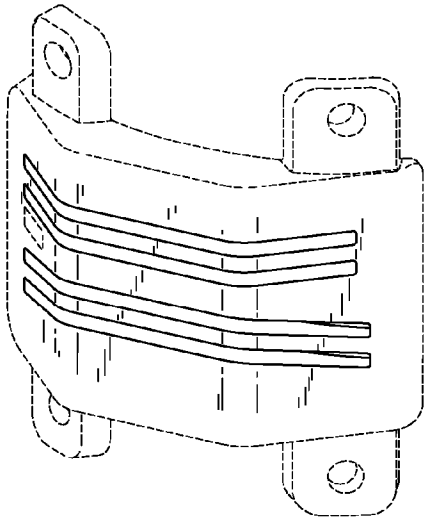


FIG. 1

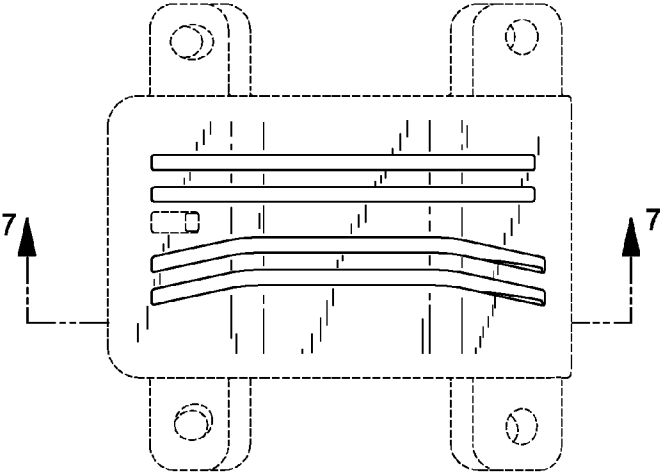


FIG. 2

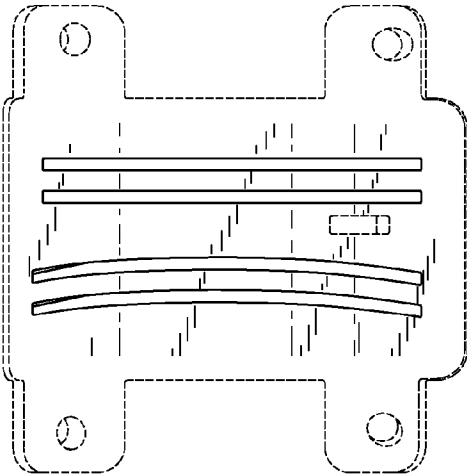


FIG. 3

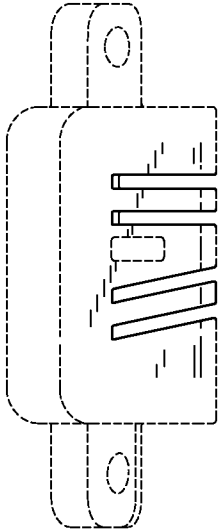


FIG. 4

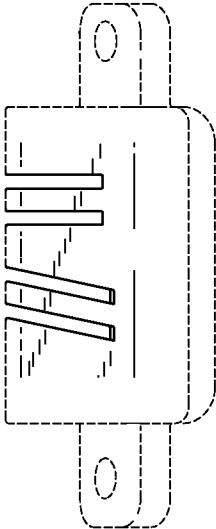


FIG. 5

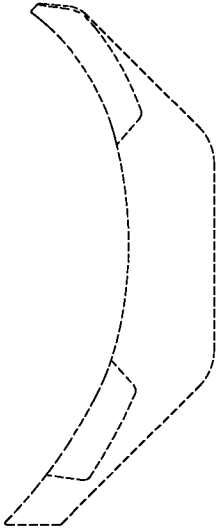


FIG. 6

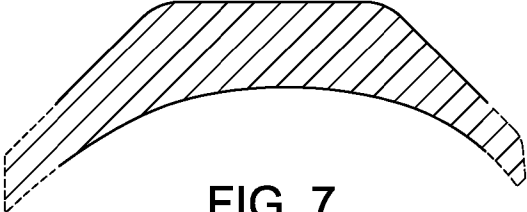


FIG. 7