

Provisional Application for Patent Cover Sheet

This is a request for filing a PROVISIONAL APPLICATION FOR PATENT under 37 CFR 1.53(c)

Inventor(s)

Inventor 1

Remove

Given Name	Middle Name	Family Name	City	State	Country
Christopher	P.	Ricci	Saratoga	CA	US

All Inventors Must Be Listed – Additional Inventor Information blocks may be generated within this form by selecting the **Add** button.

Add

Title of Invention

VEHICLE CLIMATE CONTROL

Attorney Docket Number (if applicable)

6583-313-PROV

Correspondence Address

Direct all correspondence to (select one):

The address corresponding to Customer Number

Firm or Individual Name

Customer Number

22442

The invention was made by an agency of the United States Government or under a contract with an agency of the United States Government.

No.

Yes, the name of the U.S. Government agency and the Government contract number are:

Entity Status

Applicant claims small entity status under 37 CFR 1.27

- Yes, applicant qualifies for small entity status under 37 CFR 1.27
- No

Warning

Petitioner/applicant is cautioned to avoid submitting personal information in documents filed in a patent application that may contribute to identity theft. Personal information such as social security numbers, bank account numbers, or credit card numbers (other than a check or credit card authorization form PTO-2038 submitted for payment purposes) is never required by the USPTO to support a petition or an application. If this type of personal information is included in documents submitted to the USPTO, petitioners/applicants should consider redacting such personal information from the documents before submitting them to USPTO. Petitioner/applicant is advised that the record of a patent application is available to the public after publication of the application (unless a non-publication request in compliance with 37 CFR 1.213(a) is made in the application) or issuance of a patent. Furthermore, the record from an abandoned application may also be available to the public if the application is referenced in a published application or an issued patent (see 37 CFR 1.14). Checks and credit card authorization forms PTO-2038 submitted for payment purposes are not retained in the application file and therefore are not publicly available.

Signature

Please see 37 CFR 1.4(d) for the form of the signature.

Signature	/Douglas W. Swartz/			Date (YYYY-MM-DD)	2012-07-17
First Name	Douglas W.	Last Name	Swartz	Registration Number (If appropriate)	37739

This collection of information is required by 37 CFR 1.51. The information is required to obtain or retain a benefit by the public which is to file (and by the USPTO to process) an application. Confidentiality is governed by 35 U.S.C. 122 and 37 CFR 1.11 and 1.14. This collection is estimated to take 8 hours to complete, including gathering, preparing, and submitting the completed application form to the USPTO. Time will vary depending upon the individual case. Any comments on the amount of time you require to complete this form and/or suggestions for reducing this burden, should be sent to the Chief Information Officer, U.S. Patent and Trademark Office, U.S. Department of Commerce, P.O. Box 1450, Alexandria, VA 22313-1450. **DO NOT SEND FEES OR COMPLETED FORMS TO THIS ADDRESS. This form can only be used when in conjunction with EFS-Web. If this form is mailed to the USPTO, it may cause delays in handling the provisional application.**

Privacy Act Statement

The Privacy Act of 1974 (P.L. 93-579) requires that you be given certain information in connection with your submission of the attached form related to a patent application or patent. Accordingly, pursuant to the requirements of the Act, please be advised that : (1) the general authority for the collection of this information is 35 U.S.C. 2(b)(2); (2) furnishing of the information solicited is voluntary; and (3) the principal purpose for which the information is used by the U.S. Patent and Trademark Office is to process and/or examine your submission related to a patent application or patent. If you do not furnish the requested information, the U.S. Patent and Trademark Office may not be able to process and/or examine your submission, which may result in termination of proceedings or abandonment of the application or expiration of the patent.

The information provided by you in this form will be subject to the following routine uses:

1. The information on this form will be treated confidentially to the extent allowed under the Freedom of Information Act (5 U.S.C. 552) and the Privacy Act (5 U.S.C. 552a). Records from this system of records may be disclosed to the Department of Justice to determine whether disclosure of these records is required by the Freedom of Information Act.
2. A record from this system of records may be disclosed, as a routine use, in the course of presenting evidence to a court, magistrate, or administrative tribunal, including disclosures to opposing counsel in the course of settlement negotiations.
3. A record in this system of records may be disclosed, as a routine use, to a Member of Congress submitting a request involving an individual, to whom the record pertains, when the individual has requested assistance from the Member with respect to the subject matter of the record.
4. A record in this system of records may be disclosed, as a routine use, to a contractor of the Agency having need for the information in order to perform a contract. Recipients of information shall be required to comply with the requirements of the Privacy Act of 1974, as amended, pursuant to 5 U.S.C. 552a(m).
5. A record related to an International Application filed under the Patent Cooperation Treaty in this system of records may be disclosed, as a routine use, to the International Bureau of the World Intellectual Property Organization, pursuant to the Patent Cooperation Treaty.
6. A record in this system of records may be disclosed, as a routine use, to a n other federal agency for purposes of National Security review (35 U.S.C. 181) and for review pursuant to the Atomic Energy Act (42 U.S.C. 218(c)).
7. A record from this system of records may be disclosed, as a routine use, to the Administrator, General Services, or his/her designee, during an inspection of records conducted by GSA as part of that agency's responsibility to recommend improvements in records management practices and programs, under authority of 44 U.S.C. 2904 and 2906. Such disclosure shall be made in accordance with the GSA regulations governing inspection of records for this purpose, and any other relevant (i.e., GSA or Commerce) directive. Such disclosure shall not be used to make determinations about individuals.
8. A record from this system of records may be disclosed, as a routine use, to the public after either publication of the application pursuant to 35 U.S.C. 122(b) or issuance of a patent pursuant to 35 U.S.C. 151. Further, a record may be disclosed, subject to the limitations of 37 CFR 1.14, as a routine use, to the public if the record was filed in an application which became abandoned or in which the proceedings were terminated and which application is referenced by either a published application, an application open to public inspection or an issued patent.
9. A record from this system of records may be disclosed, as a routine use, to a Federal, State, or local law enforcement agency, if the USPTO becomes aware of a violation or potential violation of law or regulation.

VEHICLE CLIMATE CONTROL

BACKGROUND

[0001] Modern vehicles have various features that enhance the comforts of human operators and other occupants. Climate control is especially important for comfort, and further enhances human operational efficiency, which further enhances safety when operating the vehicle. As a vehicle usually operates in unshielded open terrain, the vehicle interior should provide a localized indoor environment with a stable temperature and/or climate within the comfortable human operational range.

[0002] Existing vehicle climate control systems typically sense interior temperature and compare the sensed interior temperature to temperature control settings or preferences of an occupant with the goal to maintain the sensed interior temperature within a close range of the setting or preference. When the sensed interior temperature is below the setting or preference, the climate control system heats the interior, and, when the sensed temperature is above the setting or preference, the climate control system cools the interior.

[0003] There is a need in the art to provide for a climate control in a vehicle that enhances the comforts of human operators and other occupants.

SUMMARY

[0004] The present disclosure is directed to an automated climate control system for a vehicle that considers factors, in addition to or in lieu of, the internal temperature of the vehicle passenger compartment.

[0005] In one embodiment, a climate control system for a vehicle is operable to control a climate in an interior of the vehicle. The climate control system includes:

[0006] a computer readable memory comprising climate control logic; and

[0007] a microprocessor to execute the logic.

[0008] The climate control logic performs the following operations when executed by the microprocessor:

[0009] (B1) sense climate control information, in lieu of or in addition to an interior temperature of the vehicle, to select a set of vehicle climate control parameters and/or settings for the vehicle interior.

[0010] The sensed climate control information is one or more of the following:

[0011] a sensed body condition and/or characteristic of a selected occupant of the vehicle;

- [0012] a sensed identity of the selected occupant;
- [0013] a sensed exterior climate parameter respecting an exterior climate of the vehicle;
- [0014] a sensed spatial location of the vehicle;
- [0015] a sensed time;
- [0016] a historical set of sensed parameters; and
- [0017] a set of vehicle climate control parameters and/or settings selected for a nearby second (different) vehicle, the selection being in temporal proximity to a time of selection of the vehicle climate control parameters and/or settings for the vehicle;
- [0018] (B2) control, in accordance with the selected set of vehicle climate control parameters and/or settings, an operation of the climate control system of the vehicle.
- [0019] When the sensed climate control information is (i), the sensed body condition and/or characteristic can be one or more of body temperature, a stress level, heart rate, pulse rate, a body movement, an emotional state, a blood alcohol content, a blood oxygen content, and a degree of mental alertness.
- [0020] When the sensed climate control information is (ii), a plurality of pre-set climate control profiles can be stored in a memory of the vehicle correspond to a plurality of potential occupants of the vehicle.
- [0021] When the sensed climate control information is (iii), the sensed climate control information comprises one or more of a temperature, (relative or absolute) humidity, air (or barometric) pressure, wind speed, wind direction, rainfall amount, rainfall intensity, solar flux density, total solar flux, dew point temperature, wet bulb temperature, heat index, wind run, wind gust, and evapotranspiration of the exterior climate.
- [0022] When the sensed climate control information is (iv), the sensed spatial location of the vehicle is typically received from a satellite positioning system.
- [0023] When the sensed climate control information is (v), the sensed time can be one or more of a time-of-day, day-of-month, and/or month-of-year.
- [0024] When the sensed climate control information is (vi), the historical set of sensed parameters is often related to a set of vehicle climate control parameters and/or settings selected by the occupant in response to the historical set of sensed parameters.

[0025] The climate control operation typically includes one or more of temperature, humidity, atmospheric pressure, and air movement and one or more of heating, ventilation, and air conditioning.

[0026] In one configuration, a separate set of climate control parameters and/or settings are determined for each current occupant of the vehicle and a consolidated set of climate control parameters and/or settings are applied in the controlling step.

[0027] In one configuration, the climate control parameters and/or settings are determined remotely from the selected vehicle and provided to the selected vehicle by the Internet.

[0028] The present disclosure can provide a number of advantages relative to conventional climate control systems. The presently disclosed climate control system can provide enhanced comfort for its occupants. It can provide relatively simple or complex climate control algorithms to provide climate control recommendations for a user. Alternatively, the climate control algorithms can select, without user input, climate control parameters and/or settings. This can provide the user with a “hands free” climate control system to reduce a likelihood of driver distraction and risks of accidents.

[0029] These and other advantages can be provided by the various aspects, embodiments, and/or configurations of the present disclosure. Also, while the disclosure is presented in terms of exemplary embodiments, it should be appreciated that individual aspects of the disclosure can be separately claimed.

[0030] The phrases “at least one,” “one or more,” and “and/or” are open-ended expressions that are both conjunctive and disjunctive in operation. For example, each of the expressions “at least one of A, B and C,” “at least one of A, B, or C,” “one or more of A, B, and C,” “one or more of A, B, or C” and “A, B, and/or C” means A alone, B alone, C alone, A and B together, A and C together, B and C together, or A, B and C together.

[0031] The term “a” or “an” entity refers to one or more of that entity. As such, the terms “a” (or “an”), “one or more” and “at least one” can be used interchangeably herein. It is also to be noted that the terms “comprising,” “including,” and “having” can be used interchangeably.

[0032] The term “automatic” and variations thereof refers to any process or operation done without material human input when the process or operation is performed. However, a process or operation can be automatic, even though performance of the process or operation uses material or immaterial human input, if the input is received before performance of the process or

operation. Human input is deemed to be material if such input influences how the process or operation will be performed. Human input that consents to the performance of the process or operation is not deemed to be “material.”

[0033] The term “biometric” refers to the process by which a person’s unique physical and/or other trait is detected and recorded by an electronic device or system as a way to confirm identity.

[0034] The term “climate control” refers to a technology or scheme that can alter, control, and/or generate artificial climate conditions for an environment. The climate of the environment usually refers to the air temperature, (absolute and/or relative) humidity, and/or air pressure (e.g., atmospheric pressure), movement of air, *i.e.*, wind, and/or other measurements that relate to the atmosphere of an environment. An exemplary climate control system includes HVAC (heating, ventilation, and air conditioning) systems. A typical use of a climate control system is to alter the environmental comfort of an indoor environment. In a vehicle, climate control parameters or settings typically refer to air or contacted surface (*e.g.*, seat and/or steering wheel) temperature, air pressure, fan speed (or air flow rate), (absolute and/or relative) humidity level, and degree or level of ultraviolet light penetration level into the vehicle interior (which may be controlled by polarization of windows, visor position, and the like)..

[0035] The term “computer-readable medium” refers to any tangible storage and/or transmission medium that participate in providing instructions to a processor for execution. Such a medium may take many forms, including but not limited to, non-volatile media, volatile media, and transmission media. Non-volatile media includes, for example, NVRAM, or magnetic or optical disks. Volatile media includes dynamic memory, such as main memory. Common forms of computer-readable media include, for example, a floppy disk, a flexible disk, hard disk, magnetic tape, or any other magnetic medium, magneto-optical medium, a CD-ROM, any other optical medium, punch cards, paper tape, any other physical medium with patterns of holes, a RAM, a PROM, and EPROM, a FLASH-EPROM, a solid state medium like a memory card, any other memory chip or cartridge, a carrier wave as described hereinafter, or any other medium from which a computer can read. A digital file attachment to e-mail or other self-contained information archive or set of archives is considered a distribution medium equivalent to a tangible storage medium. When the computer-readable media is configured as a database, it is to be understood that the database may be any type of database, such as relational, hierarchical,

object-oriented, and/or the like. Accordingly, the disclosure is considered to include a tangible storage medium or distribution medium and prior art-recognized equivalents and successor media, in which the software implementations of the present disclosure are stored.

[0036] The terms “dash” and “dashboard” and variations thereof, as used herein, are used interchangeably and include any panel and/or area of a vehicle disposed adjacent to an operator, user, and/or passenger. Typical dashboards may include but are not limited to one or more control panel, instrument housing, head unit, indicator, gauge, meter, light, audio equipment, computer, screen, display, HUD unit, and graphical user interface.

[0037] The terms “determine”, “calculate” and “compute,” and variations thereof, as used herein, are used interchangeably and include any type of methodology, process, mathematical operation or technique.

[0038] The term “display” refers to a portion of a screen used to display the output of a computer to a user.

[0039] The term “displayed image” refers to an image produced on the display. A typical displayed image is a window or desktop. The displayed image may occupy all or a portion of the display.

[0040] The term “gesture capture” refers to a sense or otherwise a detection of an instance and/or type of user gesture. The gesture capture can occur in one or more areas of the screen, A gesture region can be on the display, where it may be referred to as a touch sensitive display or off the display where it may be referred to as a gesture capture area

[0041] The term “means” as used herein shall be given its broadest possible interpretation in accordance with 35 U.S.C., Section 112, Paragraph 6. Accordingly, a claim incorporating the term “means” shall cover all structures, materials, or acts set forth herein, and all of the equivalents thereof. Further, the structures, materials or acts and the equivalents thereof shall include all those described in the summary of the disclosure, brief description of the drawings, detailed description, abstract, and claims themselves.

[0042] The term “module” as used herein refers to any known or later developed hardware, software, firmware, artificial intelligence, fuzzy logic, or combination of hardware and software that is capable of performing the functionality associated with that element. Also, while the disclosure is presented in terms of exemplary embodiments, it should be appreciated that individual aspects of the disclosure can be separately claimed.

[0043] The term “satellite positioning system receiver” refers to a wireless receiver or transceiver to receive and/or send location signals from and/or to a satellite positioning system, such as the Global Positioning System (“GPS”) (US), GLONASS (Russia), Galileo positioning system (EU), Compass navigation system (China), and Regional Navigational Satellite System (India).

[0044] The term “screen,” “touch screen,” or “touchscreen” refers to a physical structure that enables the user to interact with the computer by touching areas on the screen and provides information to a user through a display. The touch screen may sense user contact in a number of different ways, such as by a change in an electrical parameter (e.g., resistance or capacitance), acoustic wave variations, infrared radiation proximity detection, light variation detection, and the like. In a resistive touch screen, for example, normally separated conductive and resistive metallic layers in the screen pass an electrical current. When a user touches the screen, the two layers make contact in the contacted location, whereby a change in electrical field is noted and the coordinates of the contacted location calculated. In a capacitive touch screen, a capacitive layer stores electrical charge, which is discharged to the user upon contact with the touch screen, causing a decrease in the charge of the capacitive layer. The decrease is measured, and the contacted location coordinates determined. In a surface acoustic wave touch screen, an acoustic wave is transmitted through the screen, and the acoustic wave is disturbed by user contact. A receiving transducer detects the user contact instance and determines the contacted location coordinates.

[0045] The term “user interface” as used herein refers to a system or scheme that facilitates interaction between humans and machines. User interfaces typically include input functions that allow the human users to control and/or operate the underlying machines and output functions that indicate to the human users on the effect of such control and/or operation. Examples of user interfaces include graphical user interfaces (GUI), touchscreens, lighted graphical panels, and LED panels with buttons. User interfaces also include non-visual input and/or output such as gesture interfaces, and/or voice recognition and speech output.

[0046] The term “vehicle” as used herein includes any conveyance, or model of a conveyance, where the conveyance was originally designed for the purpose of moving one or more tangible objects, such as people, animals, cargo, and the like. The term “vehicle” does not require that a conveyance moves or is capable of movement. Typical vehicles may include but are in no way

limited to cars, trucks, motorcycles, busses, automobiles, trains, railed conveyances, boats, ships, marine conveyances, submarine conveyances, airplanes, space craft, flying machines, human-powered conveyances, and the like.

[0047] The term “window” refers to a, typically rectangular, displayed image on at least part of a display that contains or provides content different from the rest of the screen. The window may obscure the desktop.

[0048] The preceding is a simplified summary of the disclosure to provide an understanding of some aspects of the disclosure. This summary is neither an extensive nor exhaustive overview of the disclosure and its various aspects, embodiments, and/or configurations. It is intended neither to identify key or critical elements of the disclosure nor to delineate the scope of the disclosure but to present selected concepts of the disclosure in a simplified form as an introduction to the more detailed description presented below. As will be appreciated, other aspects, embodiments, and/or configurations of the disclosure are possible for utilizing, alone or in combination, one or more of the features set forth above or described in detail below.

BRIEF DESCRIPTION OF THE DRAWINGS

[0049] Fig. 1 illustrates a cross-sectional view of the passenger compartment of a vehicle according to an embodiment of the disclosure.

[0050] Fig. 2 illustrates a block diagram for a climate control system according to an embodiment of the disclosure.

[0051] Fig. 3 illustrates a logic flow diagram for a climate control system according to an embodiment of the disclosure.

[0052] Fig. 4 illustrates a logic flow diagram for a stress level detection system using temperature sensors in a vehicle according to an embodiment of the disclosure.

[0053] Fig. 5 illustrates a logic flow diagram according to an embodiment.

[0054] In the appended figures, similar components and/or features may have the same reference label. Further, various components of the same type may be distinguished by following the reference label by a letter that distinguishes among the similar components. If only the first reference label is used in the specification, the description is applicable to any one of the similar components having the same first reference label irrespective of the second reference label.

DETAILED DESCRIPTION

[0055] In a typical vehicle climate system in the related art, climate control usually involves setting a dial or otherwise setting a preference to a desired ambient temperature for the passenger compartment. In operation, a thermometer measures the current ambient temperature in the passenger compartment. The climate control system then compares to the current ambient temperature to the desired ambient temperature and determines if the passenger compartment needs to heat up or cool down. Heated or cooled air is generated by a climate control unit and is blown into the passenger compartment by convection to bring the temperature of the passenger compartment closer to the desired temperature. The typical vehicle climate system in the related art takes into account only the absolute current ambient temperature relative to the desired temperature but does not take into account the present conditions and needs of the human operator or other occupants.

[0056] In one aspect, a set of vehicle climate control parameters or settings is a function of sensed present conditions and/or needs of the human operator or other occupants. For example, the set of vehicle climate control parameters or settings is a function of a sensed body condition or characteristic of an occupant. The sensed body condition and/or characteristic, for instance, can be one or more of body temperature, a stress level, heart rate, pulse rate, a body movement, an emotional state, a blood alcohol content, a blood oxygen content, and a degree of mental alertness. For example, if a human operator had just entered the vehicle after a long run in the cold weather, the body temperature of the human operator might actually be higher than the ambient temperature. Venting heated air would have actually decreased human comfort. A non-exercising human entering the vehicle after freezing outside would be treated differently due to his or her lower body temperature. Therefore, it is desirable for a vehicle climate control system to be able to adjust vehicle climate based on actual human body temperature.

[0057] In another aspect, a set of vehicle climate control parameters or settings is a function of a measured stress level of a human operator of a vehicle. For example, if a human operator of a vehicle has been continuously driving for a while, and his or her stress level has been increasing over the course of time (*i.e.*, from external events such as being cut off or simply from the continuous driving that reaches the limits of human tolerance), it would be desirable to give the human operator a warning as the stress would affect likely health and safety.

[0058] In another aspect, a set of vehicle climate control parameters or settings is a function of a sensed identity of a selected occupant or group of occupants. Such identification may be effected by user input, such as to a touch screen, a user characteristic, such as the sensed weight of the occupant, a seat, pedal, and/or steering wheel setting selected by the occupant, a biometric technique, and the like. Each occupant may have preselected preferred climate control parameters or settings globally, seasonally, in response to defined outside temperatures, and the like. The preferences may also be based on historical climate control parameters or settings of a selected occupant indexed to contextual information, such as an outside weather condition (e.g., temperature).

[0059] In another aspect, a set of vehicle climate control parameters or settings is a function of a sensed exterior climate parameter, such as temperature, (relative or absolute) humidity, air (or barometric) pressure, wind speed, wind direction, rainfall amount, rainfall intensity, solar flux density, total solar flux, dew point temperature, wet bulb temperature, heat index, wind run, wind gust, and evapotranspiration. As will be appreciated, an interior climate of a vehicle is related to the climate exterior to the vehicle.

[0060] In another aspect, a set of vehicle climate control parameters or settings is a function of a sensed spatial location of a vehicle, such as determined by a satellite positioning system receiver. As will be appreciated, the climate exterior to the vehicle and therefore the interior climate of a vehicle are related to the sensed vehicle location.

[0061] In another aspect, a set of vehicle climate control parameters or settings is a function of a sensed time, such as a day or month (e.g., a seasonal time of year) or time of day (e.g., day or night, early morning, mid-morning, late morning, noon, early afternoon, mid-afternoon, late afternoon, evening, nighttime, and the like). As will be appreciated, the climate exterior to the vehicle and therefore the interior climate of a vehicle are related to the sensed time.

[0062] In another aspect, a set of vehicle climate control parameters or settings is a function of a historical set of sensed parameters. For example, if an occupant previously selected a set of vehicle climate control parameters or settings when a first set of sensed parameters existed and a second set of sensed parameters is currently sensed that is similar to the first set of sensed parameters, the previously selected set of vehicle climate control parameters or settings may be currently selected automatically or recommended to the occupant.

[0063] In another aspect, an automatically selected set of vehicle climate control parameters or settings is a function of respective sets of vehicle climate control parameters or settings determined, based on plural of the above factors, for a selected occupant of the vehicle.

[0064] In another aspect, an automatically selected set of vehicle climate control parameters or settings is a function of respective sets of vehicle climate control parameters or settings determined, based on one or more of the above factors, for each of multiple occupants of the vehicle. The selection can be based on any suitable mathematical algorithm, such as by selecting a weighted or unweighted average, median, or mode of multiple values for a selected climate control parameter. For example, if three different climate control temperatures correspond to three vehicle occupants, the vehicle climate control system can selected a weighted or unweighted average, median, or mode of the temperatures as the climate control temperature parameter setting.

[0065] In another aspect, a set of vehicle climate control parameters or settings is selected remotely through the Internet. The vehicle is assigned a unique Internet Protocol (“IP”) address, such as an IP address defined by Internet Protocol version 6 (“IPv6”). For example, the vehicle user can select the set of vehicle climate control parameters or settings while in an office or at home in response to current weather condition(s) or forecasted weather condition(s).

[0066] In another aspect, climate control parameters or settings selected by occupants of other proximally located vehicles are used to determine the vehicle climate control parameters and settings of the selected vehicle. As an Internet node, the selected vehicle, whether or not currently activated or in operation, can communicate with other vehicles, also configured as Internet nodes, and collect selected information, such as currently selected climate control parameters and settings. Such collected climate control parameters and settings can be used to select automatically or recommend to the user of the selected occupant climate control parameters and settings to be implemented in the selected vehicle. The climate control parameters and settings for the current vehicle can be generated using any suitable algorithm, such as a (weighted or unweighted) mean (with a parameter or setting being weighted by a relative distance of the respective vehicle to the selected vehicle with closer vehicles being given a higher weighting factor than more remotely located vehicles), mean, median, and/or mode.

[0067] Fig. 1 illustrates a cross-sectional view of the passenger compartment of a vehicle 100 according to some embodiments of the disclosure.

[0068] Vehicle 100 has various mechanical and electrical subsystems that perform various functions during operation of the vehicle 100. Vehicle 100 can be generally separated into two compartments: the engine compartment and the passenger compartment.

[0069] The engine compartment, which is usually under the hood, contains the various mechanical and electrical components and subsystems to move the vehicle 100. The engine compartment typically includes an engine, a transmission system, the throttle and braking control system, and/or other systems that operate to move vehicle 100.

[0070] The passenger compartment contains various controls and displays that allow a human operator to control the vehicle 100 and also contains other subsystems which improve the human occupant's enjoyment and comfort while operating the vehicle 100. The passenger compartment typically includes instrument displays for the various mechanical and electrical subsystems. These displays are typically collectively grouped to a conveniently viewable position for a human operator while operating vehicle 100. For example, dashboard 110 allows the human operator to continuously monitor and quickly assess the condition of vehicle 100 while driving. Other controls in the passenger compartment may include the steering wheel 101, the throttle and brake pedals, and the switches activating various lights, (*i.e.*, headlights or signal lights, or other miscellaneous controls such as the switch that opens access to the engine compartment). The passenger compartment also includes various subsystems for the entertainment, convenience, and comfort of the human occupants. These subsystems are generally located within the central console 130 of the passenger compartment. Central console 130 may contain a radio or entertainment console 131 and/or a general purpose computing unit 132.

[0071] General purpose computing unit 132 may include a microprocessor, a memory, a display, and/or an input device, (*i.e.*, a touch screen or buttons). In some embodiments, general purpose computing unit 132 may only include a display; the processor and/or memory may be shared with other subsystems or may be distributed as part of a network, (*i.e.*, via a controller area network (CAN) bus). General purpose computing unit 132 may include various functions for navigation, entertainment, comfort, and/or other functions useful for a vehicle environment. For example, in one aspect, general purpose computing unit 132 may be coupled to a satellite positioning system ("SPS") receiver to display the location of the vehicle and to perform navigation functions given inputs from the human operator. In other aspects, general purpose computing unit 132 may display videos or be coupled to a satellite radio for entertainment

purposes. In another aspect, general purpose computing unit 132 may act as another vehicle condition display device, (*i.e.*, similar to dashboard 110). General purpose computing unit 132 may also operate to allow a human occupant to program a customized climate control system for vehicle 100. Typically, general purpose computing unit 132 is able to load instructions as part of a software program from memory and process these instructions via a processor.

[0072] In some embodiments of the disclosure, general purpose computing unit 132 includes a touch sensitive front screen. In some embodiments, the entire front surface of the front screen may be touch sensitive and capable of receiving input by a user touching the front surface of the front screen. The front screen includes a touch sensitive display, which, in addition to being touch sensitive, also displays information to a user. In other embodiments, the screen may include more than one display area.

[0073] In addition to touch sensing, general purpose computing unit 132 may also include areas that receive input from a user without requiring the user to touch the display area of the screen. For example, the front screen may be configured to display content to the touch sensitive display, while at least one other area may be configured to receive touch input via a gesture capture area. The front screen includes at least one gesture capture area. This at least one gesture capture area is able to receive input by recognizing gestures made by a user touching the gesture capture area surface of the front screen. In contrast to the touch sensitive display, the gesture capture area is commonly not capable of rendering a displayed image.

[0074] Various sensors 210a-n can be placed at various locations within the passenger compartment and outside the vehicle 100. The sensors 210a-n can measure any desired information, including body condition or characteristic of a vehicle occupant (*e.g.*, body temperature at one or more body locations, heart rate, pulse rate, body movements, emotional state, stress, anger, and/or anxiety level, blood alcohol content, drowsiness, alertness, and the like), identity of the occupant, exterior climate parameter (such as temperature, (relative or absolute) humidity, air (or barometric) pressure, wind speed, wind direction, rainfall amount, rainfall intensity, solar flux density, total solar flux, dew point temperature, wet bulb temperature, heat index, wind run, wind gust, and/or evapotranspiration), climate control parameters or settings selected by occupants of other proximally located vehicles, and time (*e.g.*, a seasonal time of year) or time of day (*e.g.*, day or night, early morning, mid-morning, late morning, noon, early afternoon, mid-afternoon, late afternoon, evening, nighttime, and the like).

In one configuration, temperature sensors are placed such that temperature can be taken from various locations inside and outside vehicle 100. Sensors are placed such that the ambient temperature outside vehicle 100, the ambient temperature inside vehicle 100, and the localized temperature of the human operator or other occupants can be determined. Specifically, temperature sensors are placed outside vehicle 100 to sense the outside ambient temperature, inside the passenger compartment to sense the ambient inside temperature, and at each seat 140 to sense the temperature of each human occupant in the seat. In other embodiments, sensors can be placed in vehicle 100 in other fixed or dynamic configurations; a dynamic configuration enables an operator or occupant of the vehicle, through a user interface, moving, adding, or deleting sensors as needed. Although temperature sensors are used in the discussion of this embodiment, other biometric and other sensors may be used in other embodiments. For example, heart and/or pulse rate sensors, which may be located on the steering wheel to interact with the operator's hand(s), may be used for further data on the conditions of the human operator.

[0075] In some embodiments, temperature and/or biometric sensors can further detect the existence or the lack of a human occupant at its local detection vicinity. Further, temperature, biometric sensors, and/or identity sensors can also be used to determine the identity of the human operator or a selected occupant.

[0076] In some aspects of an embodiment, the currently sensed climate control information may be integrated into the dashboard 101 as sensed climate control information display 111 or other instrument display. In other aspects, general purpose computing unit 132 or other processing subsystems in vehicle 100 may act as a combination of display, user input, and processing unit for advance climate control functions. For example, a temperature display may show the current ambient temperature for both inside and outside the vehicle and/or the body temperature for each human occupant. The presence and the identity of a human occupant at a seat may also be detected and displayed. The temperature display may also show the setting of a desired temperature for each human occupant or for a desired ambient temperature inside the passenger compartment generally. The temperature display may also show a recommended setting of a desired temperature for each human occupant or for a desired ambient temperature inside the passenger compartment generally. General purpose computing unit 132 may run a number of programs to set the temperature via an algorithm that processes the detected

temperatures and the desired temperatures. For example, in one aspect of the embodiment, even if the outside ambient temperature is lower than the inside ambient temperature, a program may detect that a human occupant's body temperature is higher than the ambient temperature and therefore would override a normal routine that heats up the passenger compartment but alternately to cool off the human occupant instead.

[0077] Further, these programs may be combined with biometrics and/or identity sensors to load a different profile for each person. For example, biometrics and/or identity sensors may detect a specific person sitting at a car seat and load the default profile for the desired temperature. In another aspect, a program might use an adaptive algorithm to keep track of how a human occupant adjusts his or her desired temperature over time, and the adaptive algorithm can automatically adjust the temperature in a similar situation later. In yet another aspect of the embodiment, specific sensors may directly detect the comfort level or biological efficiencies of the human occupant and adjust the temperature and/or other climate parameters accordingly for improved comfort and/or efficiencies.

[0078] The various sensors communicate sensed climate control information to the general purpose computing unit 132 via wired or wireless interfaces and/or protocols. For example, the sensors and general purpose computing unit 132 may be wired directly and communicate via Ethernet, CAN bus, a propriety protocol, and/or other wired protocols as known in the art. The sensors and general purpose computing unit 132 may also communicate wirelessly via a Wi-Fi, Bluetooth, WiMax, infrared, or other wireless communications link. Further, in some aspects of an embodiment, some sensors may not be permanently embedded into vehicle 100. The sensors may be added and removed *ad hoc*, (*i.e.*, carried personally by the human occupants as they enter and exit the vehicle and connect and disconnect to general purpose computing unit 132 when in the vicinity and as needed). The sensors can connect and disconnect with general purpose computing unit 132 via the various wired and wireless protocols as discussed above.

[0079] Further, it should be appreciated that the connection of the sensors to general purpose computing unit 132 as discussed can be any combination of both wired and wireless, or any other known or later developed element(s) that is capable of supplying and/or communicating data to and from the connected elements. These wired or wireless links can also be secure links and may be capable of communicating encrypted information. Transmission media used as links, for example, can be any suitable carrier for electrical signals, including coaxial cables, copper wire

and fiber optics, and may take the form of acoustic or light waves, such as those generated during radio-wave and infra-red data communications.

[0080] Fig. 2 illustrates a block diagram for a climate control system according to some embodiments of the disclosure.

[0081] Climate control system 200 includes a plurality of sensors 210a-n, processor 230, memory 240, climate control 220, and user input 250. Sensors 210a-n, memory 240, climate control 220, and user input 250 are each coupled to processor 230.

[0082] Each of the plurality of sensors 210a-n are placed at various locations in an indoor or enclosed environment where climate control system 200 is installed to work. Further, some of the sensors 210a-n may be placed outside the indoor environment for comparative measurements of the outside conditions. In a preferred embodiment, the indoor environment is the passenger compartment of a vehicle. In one configuration, sensors 210a-n are temperature sensors or more generally other climate conditions or biometric sensors that measure the climate or human bodily conditions localized in the measurement vicinity of each sensor. Biometric and temperature sensors are placed at each seat of the vehicle to measure the temperature and other bodily conditions of the human occupant at that seat. Other temperature or climate sensors are placed at various locations inside and outside the passenger compartment to measure the temperature or other climate measures at the respective sensor's location.

[0083] Measurements from the sensors 210a-n are sent as inputs to microprocessor 230. Sensors 210a-n may be coupled to microprocessor 230 via a wired or wireless link. The respective locations of sensors 210a-n within the indoor environment may be fixed and are known to microprocessor 230. The locations of sensors 210a-n may also be dynamic. In some embodiments, the locations of sensors 210a-n can be moved within the indoor environment; sensors may also be added or removed. Data that accommodates the adding, deleting, and moving of sensors are also transmitted to microprocessor 230 via the wired or wireless link.

[0084] User interface 250 is coupled to microprocessor 230 and may consist of both user input and/or output components. In a preferred embodiment, touchscreen and a graphical user interface (GUI) is used to receive touch input from the user and display information about system 200 to the user. For a climate control system 200 that is adapted for a vehicle, user interface 250 may be a touchscreen that is installed into the center console of the passenger compartment of the vehicle. In some embodiments, user interface 250 may also include climate related displays (*e.g.*,

temperature display) at the dashboard or at other locations in the passenger compartment and have hard buttons as in a traditional vehicle climate control panel. Preferably, user interface 250 is coupled to processor 250 via a wired link.

[0085] Memory 240 is coupled to microprocessor 230 and is configured to store and recall data and instructions related to climate control system 200 to processor 230.

[0086] Specifically, memory 240 includes instructions for microprocessor 230 to process the received data from sensors 210a-n. In a preferred embodiment, the instructions include instructions to poll and receive various data sent by the sensors. The instructions also include instructions to receive the user inputs from user interface 250 and to send output data for display. Further, the instructions include instructions for processing the received data, storing and retrieving data from memory 240 and instructing climate control 220 to adjust the climate environment.

[0087] Memory 240 may also include a plurality of pre-sets 241a-n. Pre-sets 241a-n include a default profile for the operation climate control system 200. Pre-sets 241a-n can be pre-programmed to include at least one generic profile for operation in at least one known environment (*i.e.*, pre-set 241a may contain one climate control profile (or set of parameters and settings) that takes into account the placement of sensors 210a-n in an environment and contains one or more algorithms that adjust the climate of the environment according to the readings from various sensors 210a-n). In other configurations, pre-sets 241a-n may be programmed by a human occupant through user interface 250. For example, the human occupant may want to set the locations of sensors 210a-n and/or preferred climate control parameters and settings of the human occupant.

[0088] In some embodiments of the disclosure, some of the pre-sets 241a-n may include specific climate control profiles for identified users. These specific pre-sets are loaded when a user is present and identified. In some configurations, a user may self-identify to climate control system 200 through user interface 250. In other configurations, sensors 210a-n may include specific sensors that can automatically identify a user (*e.g.*, voice identification, fingerprint scan, retinal scan) or may identify a user by analyzing readings from temperature and biometric sensors (*i.e.*, by temperature, breathing pattern, or other bodily signs). A user can also manually self-identify if the system misidentifies the user; the system can visually and vocally announce its identification to facilitate this process.

[0089] Climate control 220 includes the various devices and components that act to change the climate conditions of the environment. Typically, climate control 220 includes an HVAC system (*e.g.*, devices that output heated or cooled air into the environment by convection). Climate control 220 may include other components such as a humidifier/dehumidifier that changes the humidity of the environment. Climate control may include a component, such as controllably and variably polarized windows to controllably positioned window shades (*e.g.*, visors) to control a degree or level of UV light penetration into the passenger compartment of the vehicle. Climate control 220 may also include components that do not traditionally affect the climate but adds to the comfort of the occupants (*i.e.*, an air filter or device that adds specific scents to the air).

[0090] The operation of climate control system 200 will be explained by examples.

[0091] In a first example, sensors 210a-n detects an ambient temperature within the environment. The detected ambient temperature is higher than the desired temperature set to climate control system 200. The desired temperature may be set by a user using user interface 250 or may be part of a generic pre-set 241a-n. According to instructions loaded from memory 240, microprocessor 230 processes the input data on the ambient temperature and the desired temperature and activates cooling and ventilation system of climate control 220 to cool the environment. Further, climate control 220 then activates its cooling and ventilation system to cool the environment. Climate control system 200 runs continuously. As climate control 220 is cooling the environment, sensors 210a-n continuously detect the ambient temperature. Therefore, climate control system 220 forms a feedback loop of constant sensing and adjustment. Once the ambient temperature reaches the desired temperature, microprocessor 230 deactivates climate control 220. In another configuration, the desired temperature may be kept at a certain interval (*i.e.*, two degrees within 75°F); climate control system 200 cools when the ambient temperature is above the interval (77°F) and heats when the ambient temperature is below the interval (73°F).

[0092] In another example, some of sensors 210a-n are placed in the vicinity of a human occupant (*i.e.*, at the seat of a car). These sensors can detect the bodily conditions of the human occupant (*i.e.*, body temperature), which may be different from the ambient climate condition (*i.e.*, ambient temperature). For example, if the human occupant was outside jogging on a cold morning and getting in to a car that had parked overnight, the body temperature of the human occupant (*e.g.*, 85°F) would be higher than the ambient temperature (*e.g.*, 50°F). According to the first example, climate control system would heat up the car because the ambient temperature

is lower than the desired temperature (75°F). This is undesirable for the human occupant who actually needs to cool down rather than warm up since the actual body temperature (85°F) is higher than the desired temperature (75°F). In this example, microprocessor 230 uses body temperature as the basis and activates the cooling system of climate control 220 even though the ambient temperature would otherwise suggest warming up. Further, in one configuration, microprocessor 230 may activate ventilation of cool air only near the vicinity of the human occupant while activating the hot air for ventilation elsewhere in the vehicle so that the human occupant can get a blast of cool air to lower the body temperature while the ambient temperature of the environment will warm up. In another configuration, multiple occupants may have different body temperatures; the local ventilation for each occupant is activated accordingly.

[0093] In yet another example, the identity of the human occupant is known to climate control system 200. As discussed, climate control system 200 can know the identity of the human occupant through sensors 210a-n or through self-identification via user interface 250. A stored pre-set profile, which indicates the climate preference of the human occupant, can be loaded from memory 240. Alternately, pre-set profiles can be programmed through user interface 250 if either the human occupant does not have a pre-set stored in memory 240 or wishes to setup a different pre-set profile. When a pre-set profile is loaded, its settings override other loaded instructions. For example, if the human occupant has a high body temperature but its pre-set profile indicates that the occupant does not want to be cooled down, the cooling system of climate control 220 will not be activated. Further, each pre-set profile can set alternate desired temperatures. Still further, the desired temperature may be different for each different situation. For example, climate control system 200 can also take into account the outside ambient temperature. If the outside ambient temperature is very high (*i.e.*, 90°F), a pre-set profile may set the desired temperature to be higher than the normal desired temperature (*i.e.*, 80°F instead of 75°F) with the benefits of power saving and for the human occupant to have better acclimation between indoor and outdoor temperature. Alternatively, the pre-set profile may set the desired temperature to be lower than the normal desired temperature (*i.e.*, 70°F instead of 75°F) for the benefits of a larger perceived difference temperature between outdoor and indoor.

[0094] In another example, a set of vehicle climate control parameters or settings is based on historical climate control parameters or settings of a selected occupant indexed to contextual information, such as an outside weather condition (e.g., temperature). The contextual

information sensed by the various sensors 210a-n is compared to predetermined contextual information in each of the plurality of pre-set profiles 241a-n. When a match, or closest or acceptable match is determined, the corresponding vehicle climate control parameters or settings are selected and either implemented automatically or recommended to an occupant for implementation. The pre-set selection process can be performed at a specific point during vehicle operation or continuously or semi-continuously during vehicle operation.

[0095] In another example, the automatically selected or occupant-recommended set of vehicle climate control parameters or settings is a function of plural sensed exterior climate parameters, such as temperature, (relative or absolute) humidity, air (or barometric) pressure, wind speed, wind direction, rainfall amount, rainfall intensity, solar flux density, total solar flux, dew point temperature, wet bulb temperature, heat index, wind run, wind gust, and evapotranspiration. Simple or complex algorithms select a preferred set of climate control parameters or settings for automatic implementation or recommendation to the occupant. A simple algorithm, for instance, would index interior and exterior temperature readings to a selected climate control temperature, an exterior air pressure to a selected climate control pressure, an exterior humidity to a selected climate control temperature, and a solar flux density and/or total solar flux to a selected climate control UV level or degree. More complex algorithms could relate multiple different types of sensed climate control information to each selected climate control parameter or setting. For example, a comfortable climate control temperature could be a function not only of current and/or external temperature but also one or more of (relative or absolute) humidity, wind speed, wind direction, rainfall amount, rainfall intensity, solar flux density, total solar flux, dew point temperature, wet bulb temperature, heat index, wind run, wind gust, and evapotranspiration.

[0096] In another example, a set of vehicle climate control parameters or settings is a function of a sensed spatial location of a vehicle, such as determined by a satellite positioning system receiver. As will be appreciated, the climate exterior to the vehicle and therefore the interior climate of a vehicle are related to the sensed vehicle location. A vehicle in a type of climate (e.g., alpine or highland, desert or dry, mild mid-latitude, severe mid-latitude, and polar) or region (e.g., county, state, and the like) generally experiences a defined, predictable weather profile during the course of a day, month or year. The spatial location may also be used to obtain a current or forecasted set of weather conditions (e.g., air pressure, temperature, (relative or absolute) humidity, air (or barometric) pressure, wind speed, wind direction, rainfall amount,

rainfall intensity, solar flux density, total solar flux, dew point temperature, wet bulb temperature, heat index, wind run, wind gust, and evapotranspiration) for the vehicle's location. These conditions can be used as described above to determine recommended or automatically selected climate control parameters and settings.

[0097] In another example, a set of vehicle climate control parameters or settings is a function of a sensed time, such as a day or month (*e.g.*, a seasonal time of year) or time of day (*e.g.*, day or night, early morning, mid-morning, late morning, noon, early afternoon, mid-afternoon, late afternoon, evening, nighttime, and the like). As will be appreciated, the climate exterior to the vehicle and therefore the interior climate of a vehicle are related to the sensed time.

[0098] In another example, an automatically selected or recommended set of vehicle climate control parameters or settings is a function of a historical set of sensed parameters. For example, if an occupant previously selected a set of vehicle climate control parameters or settings when a first set of sensed parameters existed and a second set of sensed parameters is currently sensed that is similar to the first set of sensed parameters, the previously selected set of vehicle climate control parameters or settings may be currently selected automatically or recommended to the occupant.

[0099] In another example, an automatically selected or recommended set of vehicle climate control parameters or settings is a function of respective sets of vehicle climate control parameters or settings determined, based on plural of the above factors, for a selected occupant of the vehicle.

[0100] In another aspect, an automatically selected or recommended set of vehicle climate control parameters or settings is a function of respective sets of vehicle climate control parameters or settings determined, based on one or more of the above factors, for each of multiple occupants of the vehicle. The selection can be based on any suitable mathematical algorithm, such as by selecting a weighted or unweighted average, median, or mode of multiple values for a selected climate control parameter. For instance, if three different climate control temperatures correspond to three vehicle occupants, the vehicle climate control system can select a weighted or unweighted average, median, or mode of the temperatures as the climate control temperature parameter setting for the entire vehicle passenger compartment. This applies to vehicle climate control parameters and settings that impact all vehicle occupants equally and are not separately and independently controllable for each occupant. Other vehicle climate control

parameters or settings, such as seat or steering wheel temperature can be controlled separately and independently for each occupant and would not be combined.

[0101] In another example, a set of vehicle climate control parameters or settings is selected remotely through the Internet. The vehicle is assigned a unique Internet Protocol (“IP”) address, such as an IP address defined by Internet Protocol version 6 (“IPv6”). For example, the vehicle user can select the set of vehicle climate control parameters or settings while in an office or at home in response to current weather condition(s) or forecasted weather condition(s).

[0102] In another example, climate control parameters or settings selected by occupants of other proximally located vehicles are used to determine climate control parameters and settings for a selected vehicle. As an Internet node, the selected vehicle, whether or not currently activated or in operation, can communicate with other vehicles, also configured as Internet nodes, and collect selected information, such as currently selected climate control parameters and settings and current SPS location. Such collected climate control parameters and settings can be used to select automatically or recommend to the user of the selected occupant climate control parameters and settings to be implemented in the selected vehicle. The climate control parameters and settings for the current vehicle can be generated using any suitable algorithm, such as a (weighted or unweighted) mean (with a parameter or setting being weighted by a relative distance of the respective vehicle to the selected vehicle with closer vehicles being given a higher weighting factor than more remotely located vehicles), mean, median, and/or mode.

[0103] A high level algorithm employable by climate control system 200 will now be described with reference to Fig. 5.

[0104] In step 500, climate control system 200 detects a stimulus. Exemplary stimuli include user or vehicle activation, a predetermined level of change in sensed climate control information, passage of time since last execution, and the like.

[0105] In response, climate control system 200, in step 504, collects sensed climate control information from the various sensors 210a-n, from other proximally located vehicles, from the SPS receiver, and/or from memory 240.

[0106] Based on the collected sensed climate control information and applying a suitable algorithm, climate control system 200, in step 508, selects a set of climate control parameters and settings for the selected vehicle.

[0107] In optional step 512, the selected set of climate control parameters and settings is presented to an occupant, such as by a user interface. The occupant can approve, disapprove, or edit for approval the proposed or recommended set of climate control parameters and settings.

[0108] In step 516, climate control system 200, if approved, implements the selected or edited set of climate control parameters and settings in the selected vehicle. When the set of climate control parameters and settings is not approved, the climate control system 200 does nothing further.

[0109] A climate temperature control algorithm 300 employable by climate control system 200 will now be described with reference to Fig. 3.

[0110] Algorithm 300 commonly begins to execute after being activated by an external command (*i.e.*, climate control system 200 being turned on by a switch or an automatic timer, or turning on the engine of a vehicle) or other detected stimulus. Algorithm 300 may also be on continuously as explained below.

[0111] In step 310, climate control system 200 senses the ambient climate and the human bodily conditions of the human occupants. In a preferred embodiment, the sensing in step 310 is performed by at least some of sensors 210a-n. Sensors 210a-n include various sensors including temperature sensors that sense the ambient or localized temperature inside the environment where climate control system 200 is placed. Further, other sensors may also sense the outdoor temperature outside of the indoor environment. Data gathered by the sensors are transmitted by wired or wireless means to processor 230 for processing.

[0112] Optionally, in step 311, climate control system 200 further senses the identities of the human occupants. In a preferred embodiment, the sensing in step 311 is performed by at least some of sensors 210a-n. Sensors 210a-n may include various biometric and/or identity sensors that are operable to sense the identity of a human occupant. Identity sensors may include fingerprint sensors, voice recognition devices, retina scanners, and/or other devices. Biometric sensors may similarly sense bodily conditions such as heart rate, body temperature and/or brainwave patterns. Collected data from these sensors are transmitted to processor 230 via wired or wireless means. A user may also manually identify his or her identity to climate control system 200 via user interface 250 as discussed.

[0113] Also optionally, in step 312, climate control system 200 loads a pre-set for the human occupant identified in step 311. In a preferred embodiment, pre-sets are stored in memory 241.

These pre-sets store climate profiles for a particular user. Preferably, each user that is expected to use climate control system 200 frequently may have one or more pre-sets stored in memory 240. Further, various default and/or generic profiles may also be stored as pre-sets that are accessible by any users.

[0114] In some situations, multiple pre-sets may conflict. For example, a user may have multiple pre-sets (*i.e.*, a pre-set may store a user's desired temperature as 75°F generally; another pre-set may store the same user's desired temperature as 70°F when the body temperature is over 80°F). Therefore, step 312 may include a conflict resolution sub-step that resolves choosing one pre-set when the user has multiple pre-sets. In one configuration, each pre-set may include a priority value such that one pre-set takes precedent over another. In another configuration, a pre-set that is the least generic may have the highest priority (*i.e.*, a pre-set that considers two parameters may take precedent over one parameter, a pre-set that considers a more specific parameter, such as body temperature, may take precedent over a more generic parameter, such as ambient temperature). A user may also manually choose a pre-set via user interface 250.

[0115] In an exemplary embodiment of step 312, a human occupant is identified in step 311. If the human occupant is a regular user with existing pre-sets in memory 240, a pre-set will load according to the conflicts resolution sub-step as discussed. If the particular human occupant does not have any associated pre-set, a generic pre-set may be loaded. The user may also manually load a generic pre-set through user interface 250.

[0116] In step 320, climate control system 200 calculates the target climate according to the sensed ambient climate and the human bodily conditions in step 310. Further, if a particular pre-set has been loaded in step 312, the target climate is also calculated according to the loaded pre-set. Climate and human bodily conditions data sensed in step 310 are used as input data. The ruleset for calculating the target climate can be loaded from the chosen pre-set or from the operating code in memory 240.

[0117] In an exemplary embodiment of step 320, reading from sensors 210a-n are considered with respect to the loaded ruleset. It should be recognized that the ruleset calculates the target climate at a systems level. For example, one ruleset sets the target temperature as 75°F when the ambient temperature is under/over 70°F/80°F. However, the input data are collected at the device level for each individual sensor (*i.e.*, data is taken to represent the temperature at a localized location of the sensor). Thus, to analyze the data, processor 230 considers the chosen ruleset and

assigns a weight value to each input data representing the importance of that reading. For example, if the ruleset considers the ambient temperature (*i.e.*, set target temperature as 75°F when the ambient temperature is under/over 70°F/80°F), each input data may be given equal weight to represent that the ambient temperature may be the average of the input data. In another configuration, the physical location of each sensor may be considered in the calculation. If a group of sensors are close to each other, these sensors may be given less weight in contrast to a lone sensor covering a large area of the environment. In another example, if the ruleset considers the human body temperature, the data from the sensor localized for the human occupant is given the most weight. Once processor 230 has aggregated the collective reading value in view of the chosen ruleset, a target climate for the environment is calculated according to the ruleset.

[0118] In step 330, climate control system 200 activates the climate control 220 to achieve the calculated target climate in step 320. Climate control 220 will be activated to change the climate conditions closer to the target climate if there is a difference between the two. For example, if the target temperature is lower than the present temperature, the cooling system of climate control 220 is activated. If the target humidity is higher than the present humidity, the humidifier of climate control 220 is activated. In some embodiments of the disclosure, there may be separate climate controls in the same indoor environment (*i.e.*, there is a separate climate control for each human occupant in a vehicle at different seats). Here, multiple algorithms 300 can operate either independently or with some shared interaction (*i.e.*, shared input from sensors 210a-n) for each climate control 220.

[0119] Climate control system 200 effectively forms a feedback loop from step 330 to step 310. Climate control 220 affects the climate and human bodily conditions as it is activated in step 330. Sensors 210a-n actively sense the present climate and human bodily conditions in step 310 as they are changed by climate control 220. Therefore, the continuous operation of algorithm 300 collects and evaluates the climate and human bodily conditions of the environment as they are being affected by climate control system 200. In some embodiments of the disclosure, algorithm 300 is repeated at delayed time intervals. For example, after step 330 completes, algorithm 300 does not start step 310 again until after a certain time (*i.e.*, 15 minutes). As climate control 220 is expected to cause changes to the climate of the environment gradually, and as the human occupants perceive climate changes gradually, a delayed time interval for repeating

algorithm 300 should cause at the most only minor perceivable difference to climate control system 200 than actually running algorithm 300 continuously.

[0120] Another climate temperature control algorithm 400 employable by vehicle 100 for detecting the stress level of a human operator will now be described with reference to Fig. 4.

[0121] In step 410, temperature sensors located in the passenger compartment of vehicle 100 senses the body temperature of a human operator. In a preferred embodiment of the disclosure, step 410 is performed by the one or more temperature sensors located in the vicinity of seat 140 for the operator of the vehicle, in order to capture the accurate body temperature of the human operator. In another embodiment, temperature sensors are carried on the body of the human operator. The data collected is transmitted by wired or wireless means to general purpose computing unit 132 for further processing.

[0122] In step 420, general purpose computing unit 132 determines the stress level of the human operator based on the received data from the temperature sensors. In one embodiment of the disclosure, the determination is performed by correlating a change in the sensed temperature data as a change in the stress level of the human operator. For example, a rising body temperature over the course of an hour of driving may indicate a rising stress level. In other embodiments, specific algorithm and correlation formula may be used for the determination. Further, as discussed above, sensors that read heart rate, sweat, or other biometric readings may also be used in conjunction with or in place of temperature sensors for step 420.

[0123] In one embodiment of the disclosure, general purpose computing unit 132 may determine the stress level of the human operator with respect to a health profile of the human operator. Health profile may contain information with respect to the stress tolerance, correlation of body temperature and stress level, and other health issues related to stress specific to the human operator. Health profiles of multiple regular human operators for vehicle 100 are stored for loading in general purpose computing unit 132 (*i.e.*, in a memory coupled to the general purpose computing unit). In some configurations, health profiles may be programmed into general purpose computing unit 132 via a user interface. In other configurations, health profiles are measured at a third location outside the vehicle (*i.e.*, at a health facility) and stored in a computer-readable medium (*i.e.*, magnetic cards, flash drives, sensors carried by the person). These health profiles can be loaded into general purpose computing unit 132 by wired or

wireless means and/or through ports coupled to general purpose computing unit 132 (*i.e.*, USB port).

[0124] In one embodiment, the health profile may be included as part of a pre-set profile in pre-sets 241a-n for climate control system 200. Here, stress level detection can be integrated into climate control system 200 for vehicle 100. Sensors 210a-n that are used for sensing the body temperature in step 310 can also be used for stress level detection. Further, step 420 can be integrated with step 312 when loading a pre-set for a target climate profile that includes a health profile for stress detection. For example, if rising body temperature is detected, general purpose computing unit 132 may determine that the human operator's stress tolerance has been reached in step 420. Further, general purpose computing unit 132 may determine that climate control can help alleviate some stress. Therefore, processor 230, which is preferably part of general purpose computing unit 132, may give priority to and load a pre-set profile that gives consideration to the stress level. Processor 230, in step 320, may calculate a target climate that helps alleviate stress for the human operator.

[0125] In step 430, general purpose computing unit 132 displays a warning if the stress level of the human operator is over a certain limit. In various embodiments, the warning can be displayed visually at the dashboard 110, at general purpose computing unit 132, or at another display in the central console 130. The warning can also be sonically announced as an alarm or vocal notification or via other perceptible means and/or a combination of means.

[0126] Also, while the flowcharts have been discussed and illustrated in relation to a particular sequence of events, it should be appreciated that changes, additions, and omissions to this sequence can occur without materially affecting the operation of the disclosed embodiments, configuration, and aspects.

[0127] A number of variations and modifications of the disclosure can be used. It would be possible to provide for some features of the disclosure without providing others.

[0128] In some embodiments, the systems and methods of this disclosure can be implemented in conjunction with a special purpose computer, a programmed microprocessor or microcontroller and peripheral integrated circuit element(s), an ASIC or other integrated circuit, a digital signal processor, a hard-wired electronic or logic circuit such as discrete element circuit, a programmable logic device or gate array such as PLD, PLA, FPGA, PAL, special purpose computer, any comparable means, or the like. In general, any device(s) or means capable of

implementing the methodology illustrated herein can be used to implement the various aspects of this disclosure. Exemplary hardware that can be used for the disclosed embodiments, configurations and aspects includes computers, handheld devices, telephones (*e.g.*, cellular, Internet enabled, digital, analog, hybrids, and others), and other hardware known in the art. Some of these devices include processors (*e.g.*, a single or multiple microprocessors), memory, nonvolatile storage, input devices, and output devices. Furthermore, alternative software implementations including, but not limited to, distributed processing or component/object distributed processing, parallel processing, or virtual machine processing can also be constructed to implement the methods described herein.

[0129] In yet another embodiment, the disclosed methods may be readily implemented in conjunction with software using object or object-oriented software development environments that provide portable source code that can be used on a variety of computer or workstation platforms. Alternatively, the disclosed system may be implemented partially or fully in hardware using standard logic circuits or VLSI design. Whether software or hardware is used to implement the systems in accordance with this disclosure is dependent on the speed and/or efficiency requirements of the system, the particular function, and the particular software or hardware systems or microprocessor or microcomputer systems being utilized.

[0130] In yet another embodiment, the disclosed methods may be partially implemented in software that can be stored on a storage medium, executed on programmed general-purpose computer with the cooperation of a controller and memory, a special purpose computer, a microprocessor, or the like. In these instances, the systems and methods of this disclosure can be implemented as a program embedded on a personal computer such as an applet, JAVA® or CGI script, as a resource residing on a server or computer workstation, as a routine embedded in a dedicated measurement system, system component, or the like. The system can also be implemented by physically incorporating the system and/or method into a software and/or hardware system.

[0131] Although the present disclosure describes components and functions implemented in the aspects, embodiments, and/or configurations with reference to particular standards and protocols, the aspects, embodiments, and/or configurations are not limited to such standards and protocols. Other similar standards and protocols not mentioned herein are in existence and are considered to be included in the present disclosure. Moreover, the standards and protocols

mentioned herein and other similar standards and protocols not mentioned herein are periodically superseded by faster or more effective equivalents having essentially the same functions. Such replacement standards and protocols having the same functions are considered equivalents included in the present disclosure.

[0132] The present disclosure, in various aspects, embodiments, and/or configurations, includes components, methods, processes, systems and/or apparatus substantially as depicted and described herein, including various aspects, embodiments, configurations embodiments, subcombinations, and/or subsets thereof. Those of skill in the art will understand how to make and use the disclosed aspects, embodiments, and/or configurations after understanding the present disclosure. The present disclosure, in various aspects, embodiments, and/or configurations, includes providing devices and processes in the absence of items not depicted and/or described herein or in various aspects, embodiments, and/or configurations hereof, including in the absence of such items as may have been used in previous devices or processes, (*e.g.*, for improving performance, achieving ease and/or reducing cost of implementation).

[0133] The foregoing discussion has been presented for purposes of illustration and description. The foregoing is not intended to limit the disclosure to the form or forms disclosed herein. In the foregoing Detailed Description for example, various features of the disclosure are grouped together in one or more aspects, embodiments, and/or configurations for the purpose of streamlining the disclosure. The features of the aspects, embodiments, and/or configurations of the disclosure may be combined in alternate aspects, embodiments, and/or configurations other than those discussed above. This method of disclosure is not to be interpreted as reflecting an intention that the claims require more features than are expressly recited in each claim. Rather, as the following claims reflect, inventive aspects lie in less than all features of a single foregoing disclosed aspect, embodiment, and/or configuration. Thus, the following claims are hereby incorporated into this Detailed Description, with each claim standing on its own as a separate preferred embodiment of the disclosure.

[0134] Moreover, though the description has included description of one or more aspects, embodiments, and/or configurations and certain variations and modifications, other variations, combinations, and modifications are within the scope of the disclosure (*e.g.*, as may be within the skill and knowledge of those in the art), after understanding the present disclosure. It is intended to obtain rights which include alternative aspects, embodiments, and/or configurations

to the extent permitted, including alternate, interchangeable and/or equivalent structures, functions, ranges or steps to those claimed, whether or not such alternate, interchangeable and/or equivalent structures, functions, ranges or steps are disclosed herein, and without intending to publicly dedicate any patentable subject matter.

What is claimed is:

1. A method, comprising:
using, by a microprocessor, sensed climate control information, in lieu of or in addition to an interior temperature of a selected vehicle, to select a set of vehicle climate control parameters and/or settings for the selected vehicle interior, wherein the sensed climate control information is at least one of the following:

- (i) a sensed body condition and/or characteristic of a selected occupant of the selected vehicle;
- (ii) a sensed identity of the selected occupant;
- (iii) a sensed exterior climate parameter respecting an exterior climate of the selected vehicle;
- (iv) a sensed spatial location of the selected vehicle;
- (v) a sensed time;
- (vi) a historical set of sensed parameters; and
- (vii) a set of vehicle climate control parameters and/or settings selected for a different nearby second vehicle, in temporal proximity to a time of selection of the vehicle climate control parameters and/or settings for the selected vehicle;

controlling, by the microprocessor and in accordance with the selected set of vehicle climate control parameters and/or settings, an operation of a climate control system of the selected vehicle.

2. The method of claim 1, wherein the sensed climate control information comprises (i) and wherein the sensed body condition and/or characteristic is one or more of body temperature, a stress level, heart rate, pulse rate, a body movement, an emotional state, a blood alcohol content, a blood oxygen content, and a degree of mental alertness.

3. The method of claim 1, wherein the sensed climate control information comprises (ii) and wherein a plurality of pre-set climate control profiles stored in a memory of the selected vehicle correspond to a plurality of potential occupants of the selected vehicle.

4. The method of claim 1, wherein the sensed climate control information comprises (iii) and wherein the sensed climate control information comprises one or more of a temperature, (relative or absolute) humidity, air (or barometric) pressure, wind speed, wind direction, rainfall

amount, rainfall intensity, solar flux density, total solar flux, dew point temperature, wet bulb temperature, heat index, wind run, wind gust, and evapotranspiration of the exterior climate.

5. The method of claim 1, wherein the sensed climate control information comprises (iv) and wherein the sensed spatial location of the selected vehicle is received from a satellite positioning system.

6. The method of claim 1, wherein the sensed climate control information comprises (v) and wherein the sensed time is a time-of-day, day-of-month, and/or month-of-year.

7. The method of claim 1, wherein the sensed climate control information comprises (vi) and wherein the historical set of sensed parameters is related to a set of vehicle climate control parameters and/or settings selected by the occupant in response to the historical set of sensed parameters.

8. The method of claim 1, wherein the sensed climate control information comprises (vii).

9. The method of claim 1, wherein the climate control operation includes at least one of temperature, humidity, atmospheric pressure, and air movement, wherein the climate control operation includes at least one of heating, ventilation, and air conditioning, and wherein a separate set of climate control parameters and/or settings are determined for each current occupant of the selected vehicle and a consolidated set of climate control parameters and/or settings are applied in the controlling step.

10. The method of claim 1, wherein the climate control parameters and/or settings are determined remotely from the selected vehicle and provided to the selected vehicle by the Internet.

11. A computer readable medium comprising microprocessor executable instructions operable, when executed, to perform the steps of claim 1.

12. A vehicle, comprising:
a climate control system operable to control a climate in an interior of the vehicle, the climate control system comprising:
a computer readable memory comprising climate control logic; and
a microprocessor to execute the logic, the climate control logic performing the following operations when executed by the microprocessor:

sense climate control information, in lieu of or in addition to an interior temperature of the vehicle, to select a set of vehicle climate control parameters and/or settings for the vehicle interior, wherein the sensed climate control information is at least one of the following:

- (i) a sensed body condition and/or characteristic of a selected occupant of the vehicle;
- (ii) a sensed identity of the selected occupant;
- (iii) a sensed exterior climate parameter respecting an exterior climate of the vehicle;
- (iv) a sensed spatial location of the vehicle;
- (v) a sensed time;
- (vi) a historical set of sensed parameters; and
- (vii) a set of vehicle climate control parameters and/or settings selected for a different second nearby vehicle, in temporal proximity to a time of selection of the vehicle climate control parameters and/or settings for the vehicle;

control, in accordance with the selected set of vehicle climate control parameters and/or settings, an operation of the climate control system of the vehicle.

13. The vehicle of claim 12, wherein the sensed climate control information comprises (i) and wherein the sensed body condition and/or characteristic is one or more of body temperature, a stress level, heart rate, pulse rate, a body movement, an emotional state, a blood alcohol content, a blood oxygen content, and a degree of mental alertness.

14. The vehicle of claim 12, wherein the sensed climate control information comprises (ii) and wherein a plurality of pre-set climate control profiles stored in a memory of the vehicle correspond to a plurality of potential occupants of the vehicle.

15. The vehicle of claim 12, wherein the sensed climate control information comprises (iii) and wherein the sensed climate control information comprises one or more of a temperature, (relative or absolute) humidity, air (or barometric) pressure, wind speed, wind direction, rainfall amount, rainfall intensity, solar flux density, total solar flux, dew point temperature, wet bulb temperature, heat index, wind run, wind gust, and evapotranspiration of the exterior climate.

16. The vehicle of claim 12, wherein the sensed climate control information comprises (iv) and wherein the sensed spatial location of the vehicle is received from a satellite positioning system.

17. The vehicle of claim 12, wherein the sensed climate control information comprises (v) and wherein the sensed time is a time-of-day, day-of-month, and/or month-of-year.

18. The vehicle of claim 12, wherein the sensed climate control information comprises (vi) and wherein the historical set of sensed parameters is related to a set of vehicle climate control parameters and/or settings selected by the occupant in response to the historical set of sensed parameters.

19. The vehicle of claim 12, wherein the sensed climate control information comprises (vii).

20. The vehicle of claim 12, wherein the climate control operation includes at least one of temperature, humidity, atmospheric pressure, and air movement, wherein the climate control operation includes at least one of heating, ventilation, and air conditioning, and wherein a separate set of climate control parameters and/or settings are determined for each current occupant of the selected vehicle and a consolidated set of climate control parameters and/or settings are applied in the controlling step.

21. The vehicle of claim 12, wherein the climate control parameters and/or settings are determined remotely from the selected vehicle and provided to the selected vehicle by the Internet.

[0135] ABSTRACT

[0136] Systems and methods of vehicle climate control are provided. Specifically, a vehicle with climate control includes a number of sensors for sensing climate control information, such as human bodily conditions, e.g., temperature or heart rate, of the human occupants of the vehicle, a processing unit, and a climate control. The processing unit uses the sensed human bodily conditions data from the sensors to activate the climate control the adjust the climate conditions for the human occupants. In another aspect of the disclosure, stress level of the human operator of a vehicle can be detected by sensing the bodily conditions of the human operator, determining the stress level of the human operator based on the sensed bodily conditions, and displaying a warning if the stress level is over a certain limit.

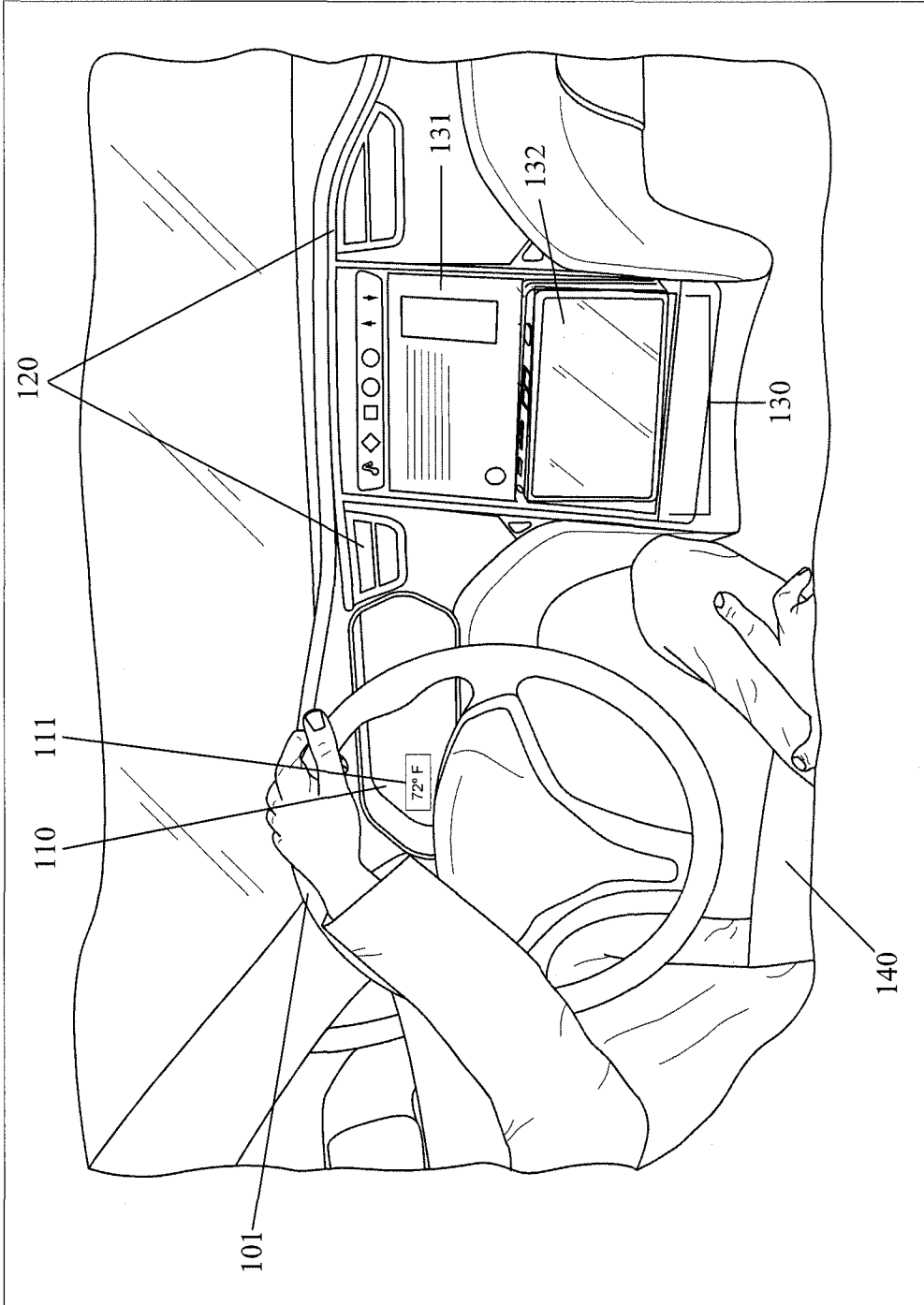


Fig. 1

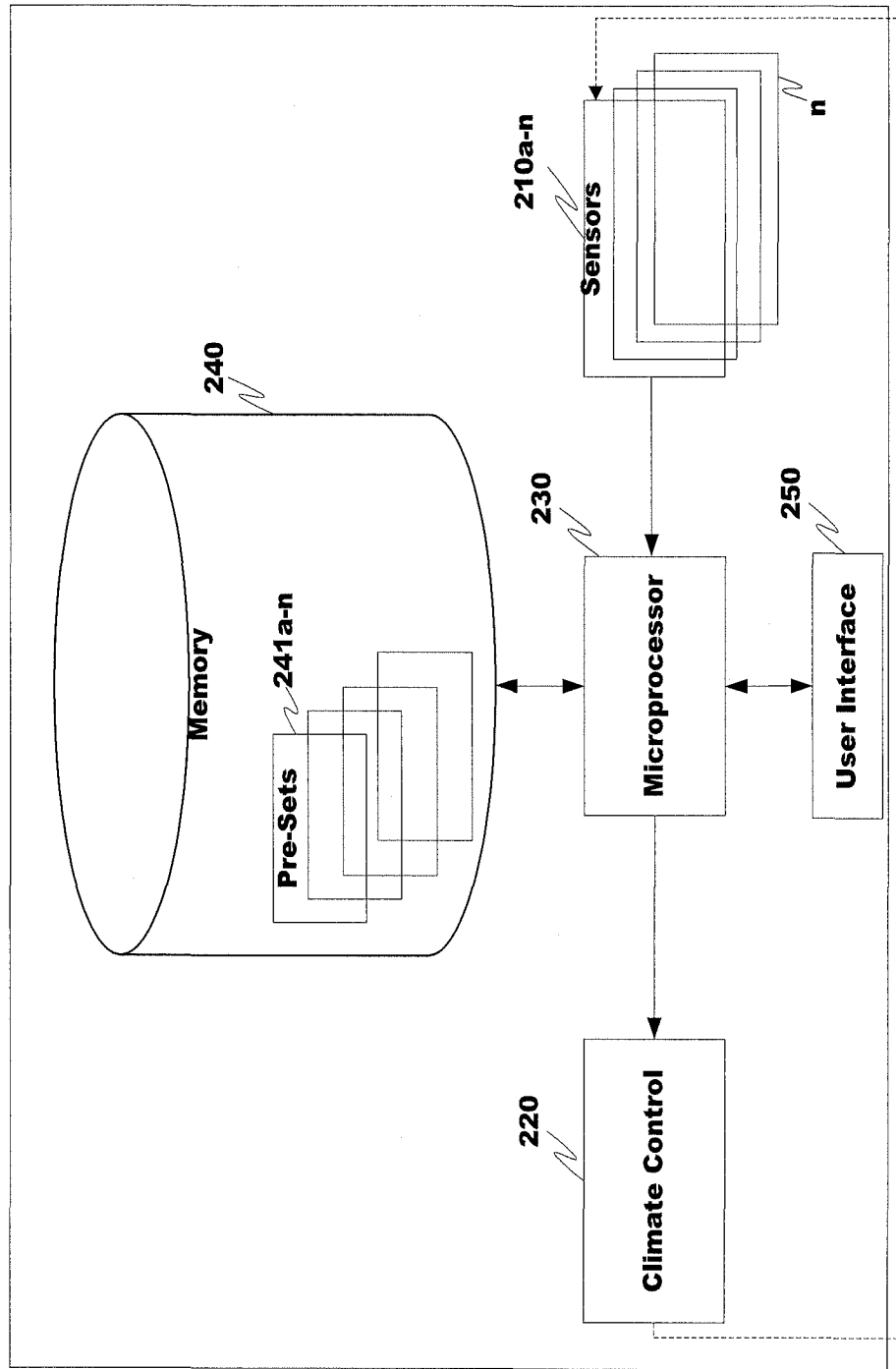


Fig. 2

200

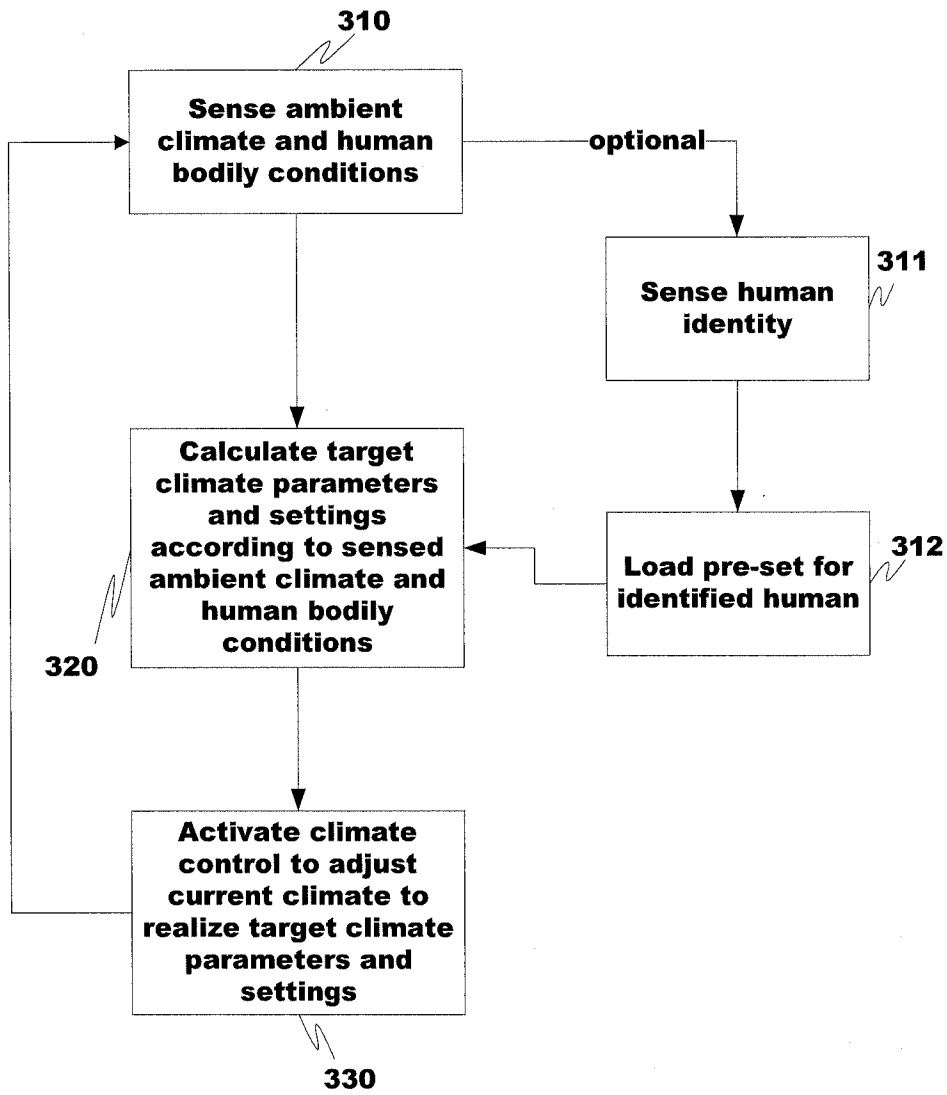


Fig. 3

300

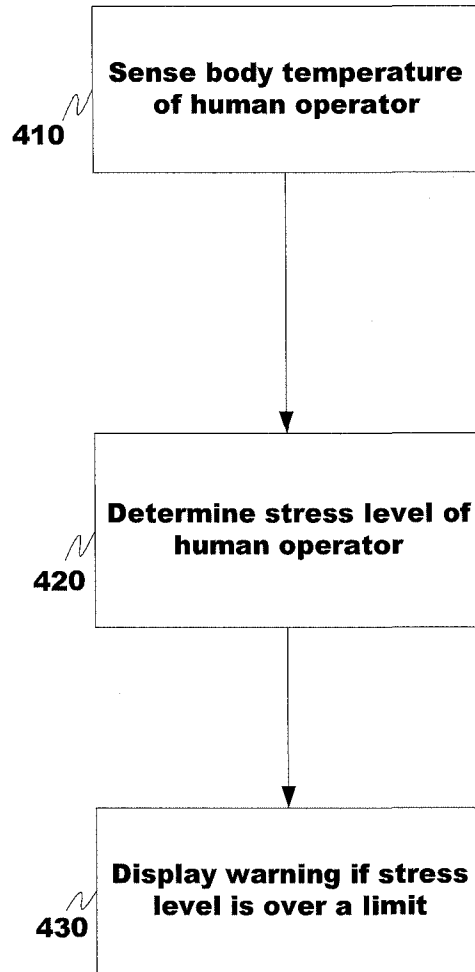


Fig. 4

400
~

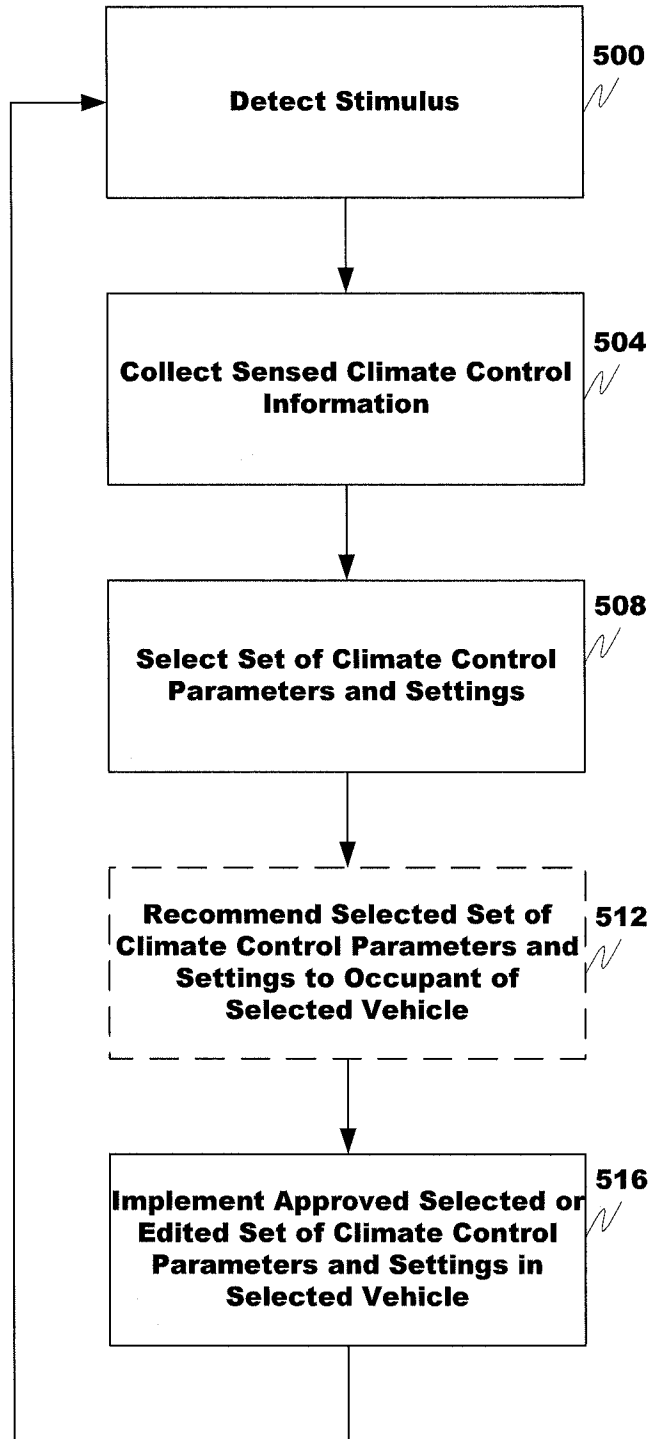


Fig. 5

Electronic Patent Application Fee Transmittal

Application Number:	
Filing Date:	
Title of Invention:	VEHICLE CLIMATE CONTROL
First Named Inventor/Applicant Name:	Christopher P. Ricci
Filer:	Douglas W. Swartz/Christine Jacquet
Attorney Docket Number:	6583-313-PROV

Filed as Large Entity

Provisional Filing Fees

Description	Fee Code	Quantity	Amount	Sub-Total in USD(\$)
Basic Filing:				
Provisional application filing	1005	1	250	250

Pages:

Claims:

Miscellaneous-Filing:

Petition:

Patent-Appeals-and-Interference:

Post-Allowance-and-Post-Issuance:

Extension-of-Time:

Description	Fee Code	Quantity	Amount	Sub-Total in USD(\$)
Miscellaneous:				
Total in USD (\$)				250

Electronic Acknowledgement Receipt

EFS ID:	13271777
Application Number:	61672483
International Application Number:	
Confirmation Number:	6013
Title of Invention:	VEHICLE CLIMATE CONTROL
First Named Inventor/Applicant Name:	Christopher P. Ricci
Customer Number:	22442
Filer:	Douglas W. Swartz/Christine Jacquet
Filer Authorized By:	Douglas W. Swartz
Attorney Docket Number:	6583-313-PROV
Receipt Date:	17-JUL-2012
Filing Date:	
Time Stamp:	14:59:07
Application Type:	Provisional

Payment information:

Submitted with Payment	yes
Payment Type	Deposit Account
Payment was successfully received in RAM	\$250
RAM confirmation Number	1393
Deposit Account	191970
Authorized User	

The Director of the USPTO is hereby authorized to charge indicated fees and credit any overpayment as follows:

Charge any Additional Fees required under 37 C.F.R. Section 1.17 (Patent application and reexamination processing fees)

Charge any Additional Fees required under 37 C.F.R. Section 1.19 (Document supply fees)

Charge any Additional Fees required under 37 C.F.R. Section 1.20 (Post Issuance fees)

Charge any Additional Fees required under 37 C.F.R. Section 1.21 (Miscellaneous fees and charges)

File Listing:

Document Number	Document Description	File Name	File Size(Bytes)/ Message Digest	Multi Part /.zip	Pages (if appl.)
1	Provisional Cover Sheet (SB16)	Prov-Cover.pdf	2071209 d4c3c3d1988ad7d7dc6cbf03c353507e36d a6724	no	3

Warnings:

Information:

2	Specification	ProvAppWithDrawings.pdf	4238904 e9897e015a4322fc1ad8d22ff0c7901afc751 7f1	no	39
---	---------------	-------------------------	---	----	----

Warnings:

Information:

3	Fee Worksheet (SB06)	fee-info.pdf	29864 42add1cd40bf756be57a9075e2d81409678 9d754	no	2
---	----------------------	--------------	---	----	---

Warnings:

Information:

Total Files Size (in bytes):	6339977
-------------------------------------	---------

This Acknowledgement Receipt evidences receipt on the noted date by the USPTO of the indicated documents, characterized by the applicant, and including page counts, where applicable. It serves as evidence of receipt similar to a Post Card, as described in MPEP 503.

New Applications Under 35 U.S.C. 111

If a new application is being filed and the application includes the necessary components for a filing date (see 37 CFR 1.53(b)-(d) and MPEP 506), a Filing Receipt (37 CFR 1.54) will be issued in due course and the date shown on this Acknowledgement Receipt will establish the filing date of the application.

National Stage of an International Application under 35 U.S.C. 371

If a timely submission to enter the national stage of an international application is compliant with the conditions of 35 U.S.C. 371 and other applicable requirements a Form PCT/DO/EO/903 indicating acceptance of the application as a national stage submission under 35 U.S.C. 371 will be issued in addition to the Filing Receipt, in due course.

New International Application Filed with the USPTO as a Receiving Office

If a new international application is being filed and the international application includes the necessary components for an international filing date (see PCT Article 11 and MPEP 1810), a Notification of the International Application Number and of the International Filing Date (Form PCT/RO/105) will be issued in due course, subject to prescriptions concerning national security, and the date shown on this Acknowledgement Receipt will establish the international filing date of the application.



UNITED STATES PATENT AND TRADEMARK OFFICE

UNITED STATES DEPARTMENT OF COMMERCE
United States Patent and Trademark Office
Address: COMMISSIONER FOR PATENTS
P.O. Box 1450
Alexandria, Virginia 22313-1450
www.uspto.gov

Table with 6 columns: APPLICATION NUMBER, FILING or 371(c) DATE, GRP ART UNIT, FIL FEE REC'D, ATTY,DOCKET.NO, TOT CLAIMS, IND CLAIMS. Row 1: 61/672,483, 07/17/2012, 250, 6583-313-PROV

CONFIRMATION NO. 6013

FILING RECEIPT

22442
Sheridan Ross PC
1560 Broadway
Suite 1200
Denver, CO 80202



Date Mailed: 08/01/2012

Receipt is acknowledged of this provisional patent application. It will not be examined for patentability and will become abandoned not later than twelve months after its filing date. Any correspondence concerning the application must include the following identification information: the U.S. APPLICATION NUMBER, FILING DATE, NAME OF APPLICANT, and TITLE OF INVENTION. Fees transmitted by check or draft are subject to collection. Please verify the accuracy of the data presented on this receipt. If an error is noted on this Filing Receipt, please submit a written request for a Filing Receipt Correction. Please provide a copy of this Filing Receipt with the changes noted thereon. If you received a "Notice to File Missing Parts" for this application, please submit any corrections to this Filing Receipt with your reply to the Notice. When the USPTO processes the reply to the Notice, the USPTO will generate another Filing Receipt incorporating the requested corrections

Applicant(s)

Christopher P. Ricci, Saratoga, CA;

Power of Attorney:

Douglas Swartz--37739

If Required, Foreign Filing License Granted: 07/31/2012

The country code and number of your priority application, to be used for filing abroad under the Paris Convention, is US 61/672,483

Projected Publication Date: None, application is not eligible for pre-grant publication

Non-Publication Request: No

Early Publication Request: No

Title

VEHICLE CLIMATE CONTROL

PROTECTING YOUR INVENTION OUTSIDE THE UNITED STATES

Since the rights granted by a U.S. patent extend only throughout the territory of the United States and have no effect in a foreign country, an inventor who wishes patent protection in another country must apply for a patent in a specific country or in regional patent offices. Applicants may wish to consider the filing of an international application under the Patent Cooperation Treaty (PCT). An international (PCT) application generally has the same effect as a regular national patent application in each PCT-member country. The PCT process simplifies the filing of patent applications on the same invention in member countries, but does not result in a grant of "an international

patent" and does not eliminate the need of applicants to file additional documents and fees in countries where patent protection is desired.

Almost every country has its own patent law, and a person desiring a patent in a particular country must make an application for patent in that country in accordance with its particular laws. Since the laws of many countries differ in various respects from the patent law of the United States, applicants are advised to seek guidance from specific foreign countries to ensure that patent rights are not lost prematurely.

Applicants also are advised that in the case of inventions made in the United States, the Director of the USPTO must issue a license before applicants can apply for a patent in a foreign country. The filing of a U.S. patent application serves as a request for a foreign filing license. The application's filing receipt contains further information and guidance as to the status of applicant's license for foreign filing.

Applicants may wish to consult the USPTO booklet, "General Information Concerning Patents" (specifically, the section entitled "Treaties and Foreign Patents") for more information on timeframes and deadlines for filing foreign patent applications. The guide is available either by contacting the USPTO Contact Center at 800-786-9199, or it can be viewed on the USPTO website at <http://www.uspto.gov/web/offices/pac/doc/general/index.html>.

For information on preventing theft of your intellectual property (patents, trademarks and copyrights), you may wish to consult the U.S. Government website, <http://www.stopfakes.gov>. Part of a Department of Commerce initiative, this website includes self-help "toolkits" giving innovators guidance on how to protect intellectual property in specific countries such as China, Korea and Mexico. For questions regarding patent enforcement issues, applicants may call the U.S. Government hotline at 1-866-999-HALT (1-866-999-4158).

LICENSE FOR FOREIGN FILING UNDER

Title 35, United States Code, Section 184

Title 37, Code of Federal Regulations, 5.11 & 5.15

GRANTED

The applicant has been granted a license under 35 U.S.C. 184, if the phrase "IF REQUIRED, FOREIGN FILING LICENSE GRANTED" followed by a date appears on this form. Such licenses are issued in all applications where the conditions for issuance of a license have been met, regardless of whether or not a license may be required as set forth in 37 CFR 5.15. The scope and limitations of this license are set forth in 37 CFR 5.15(a) unless an earlier license has been issued under 37 CFR 5.15(b). The license is subject to revocation upon written notification. The date indicated is the effective date of the license, unless an earlier license of similar scope has been granted under 37 CFR 5.13 or 5.14.

This license is to be retained by the licensee and may be used at any time on or after the effective date thereof unless it is revoked. This license is automatically transferred to any related applications(s) filed under 37 CFR 1.53(d). This license is not retroactive.

The grant of a license does not in any way lessen the responsibility of a licensee for the security of the subject matter as imposed by any Government contract or the provisions of existing laws relating to espionage and the national security or the export of technical data. Licensees should apprise themselves of current regulations especially with respect to certain countries, of other agencies, particularly the Office of Defense Trade Controls, Department of State (with respect to Arms, Munitions and Implements of War (22 CFR 121-128)); the Bureau of Industry and

Security, Department of Commerce (15 CFR parts 730-774); the Office of Foreign Assets Control, Department of Treasury (31 CFR Parts 500+) and the Department of Energy.

NOT GRANTED

No license under 35 U.S.C. 184 has been granted at this time, if the phrase "IF REQUIRED, FOREIGN FILING LICENSE GRANTED" DOES NOT appear on this form. Applicant may still petition for a license under 37 CFR 5.12, if a license is desired before the expiration of 6 months from the filing date of the application. If 6 months has lapsed from the filing date of this application and the licensee has not received any indication of a secrecy order under 35 U.S.C. 181, the licensee may foreign file the application pursuant to 37 CFR 5.15(b).

SelectUSA

The United States represents the largest, most dynamic marketplace in the world and is an unparalleled location for business investment, innovation and commercialization of new technologies. The USA offers tremendous resources and advantages for those who invest and manufacture goods here. Through SelectUSA, our nation works to encourage, facilitate, and accelerate business investment. To learn more about why the USA is the best country in the world to develop technology, manufacture products, and grow your business, visit SelectUSA.gov.



UNITED STATES PATENT AND TRADEMARK OFFICE

UNITED STATES DEPARTMENT OF COMMERCE
United States Patent and Trademark Office
Address: COMMISSIONER FOR PATENTS
P.O. Box 1450
Alexandria, Virginia 22313-1450
www.uspto.gov

APPLICATION NUMBER	PATENT NUMBER	GROUP ART UNIT	FILE WRAPPER LOCATION
61/672,483			



Correspondence Address/Fee Address Change

The following fields have been set to Customer Number 111285 on 12/10/2012

- Correspondence Address
- Maintenance Fee Address

The address of record for Customer Number 111285 is:

111285
Sheridan Ross P.C.
1560 Broadway
Suite 1200
Denver, CO 80202