

UNITED STATES  
PATENT AND TRADEMARK OFFICE



# Appeal Statistics

Patent Trial and Appeal Board  
October 31, 2025



# Receipts & Dispositions

(Oct. 2025)

Technology Center	Starting Inventory	Appeals Filed	Affirmed	Affirmed -in-Part	Reversed	Panel Remand	Admin Remand	Dismissed	Appeals Decided	Ending Inventory	Inventory Change	% of Inventory
<b>1600</b>	316	31	30	1	11	0	1	1	44	303	▼ -13	10.4%
<b>1700</b>	584	45	67	6	42	0	0	0	115	514	▼ -70	17.6%
<b>2100</b>	326	35	32	5	23	0	0	0	60	301	▼ -25	10.3%
<b>2400</b>	220	18	27	4	9	0	0	0	40	198	▼ -22	6.8%
<b>2600</b>	230	18	15	2	20	0	1	0	38	210	▼ -20	7.2%
<b>2800</b>	232	25	17	5	10	0	0	1	33	224	▼ -8	7.7%
<b>2900</b>	14	0	0	0	0	0	0	0	0	14	▬ 0	0.5%
<b>3600</b>	647	57	64	3	20	0	2	0	89	615	▼ -32	21.1%
<b>3700</b>	535	46	33	9	24	0	1	0	67	514	▼ -21	17.6%
<b>3900 (Ex Parte)</b>	18	2	2	0	3	0	0	0	5	15	▼ -3	0.5%
<b>3900 (Sup. Exam)</b>	0	0	0	0	0	0	0	0	0	0	▬ 0	0.0%
<b>3900 (Reissue)</b>	2	5	0	1	0	0	0	0	1	6	▲ 4	0.2%
<b>3900 (Regular)</b>	0	0	0	0	0	0	0	0	0	0	▬ 0	0.0%
<b>Board Total</b>	<b>3,124</b>	<b>282</b>	<b>287</b>	<b>36</b>	<b>162</b>	<b>0</b>	<b>5</b>	<b>2</b>	<b>492</b>	<b>2,914</b>	<b>▼ -210</b>	<b>100.0%</b>

## % Decisions

Affirmed	Affirmed-in-Part	Reversed	Panel Remand	Admin Remand	Dismissed
<b>58.3%</b>	<b>7.3%</b>	<b>32.9%</b>	<b>0.0%</b>	<b>1.0%</b>	<b>0.4%</b>



# Receipts & Dispositions

(Fiscal Year through Oct. 31, 2025)

Technology Center	Starting Inventory	Appeals Filed	Affirmed	Affirmed -in-Part	Reversed	Panel Remand	Admin Remand	Dismissed	Appeals Decided	Ending Inventory	Inventory Change	% of Inventory
<b>1600</b>	316	31	30	1	11	0	1	1	44	303	▼ -13	10.4%
<b>1700</b>	584	45	67	6	42	0	0	0	115	514	▼ -70	17.6%
<b>2100</b>	326	35	32	5	23	0	0	0	60	301	▼ -25	10.3%
<b>2400</b>	220	18	27	4	9	0	0	0	40	198	▼ -22	6.8%
<b>2600</b>	230	18	15	2	20	0	1	0	38	210	▼ -20	7.2%
<b>2800</b>	232	25	17	5	10	0	0	1	33	224	▼ -8	7.7%
<b>2900</b>	14	0	0	0	0	0	0	0	0	14	▬ 0	0.5%
<b>3600</b>	647	57	64	3	20	0	2	0	89	615	▼ -32	21.1%
<b>3700</b>	535	46	33	9	24	0	1	0	67	514	▼ -21	17.6%
<b>3900 (Ex Parte)</b>	18	2	2	0	3	0	0	0	5	15	▼ -3	0.5%
<b>3900 (Sup. Exam)</b>	0	0	0	0	0	0	0	0	0	0	▬ 0	0.0%
<b>3900 (Reissue)</b>	2	5	0	1	0	0	0	0	1	6	▲ 4	0.2%
<b>3900 (Regular)</b>	0	0	0	0	0	0	0	0	0	0	▬ 0	0.0%
<b>Board Total</b>	<b>3,124</b>	<b>282</b>	<b>287</b>	<b>36</b>	<b>162</b>	<b>0</b>	<b>5</b>	<b>2</b>	<b>492</b>	<b>2,914</b>	<b>▼ -210</b>	<b>100.0%</b>

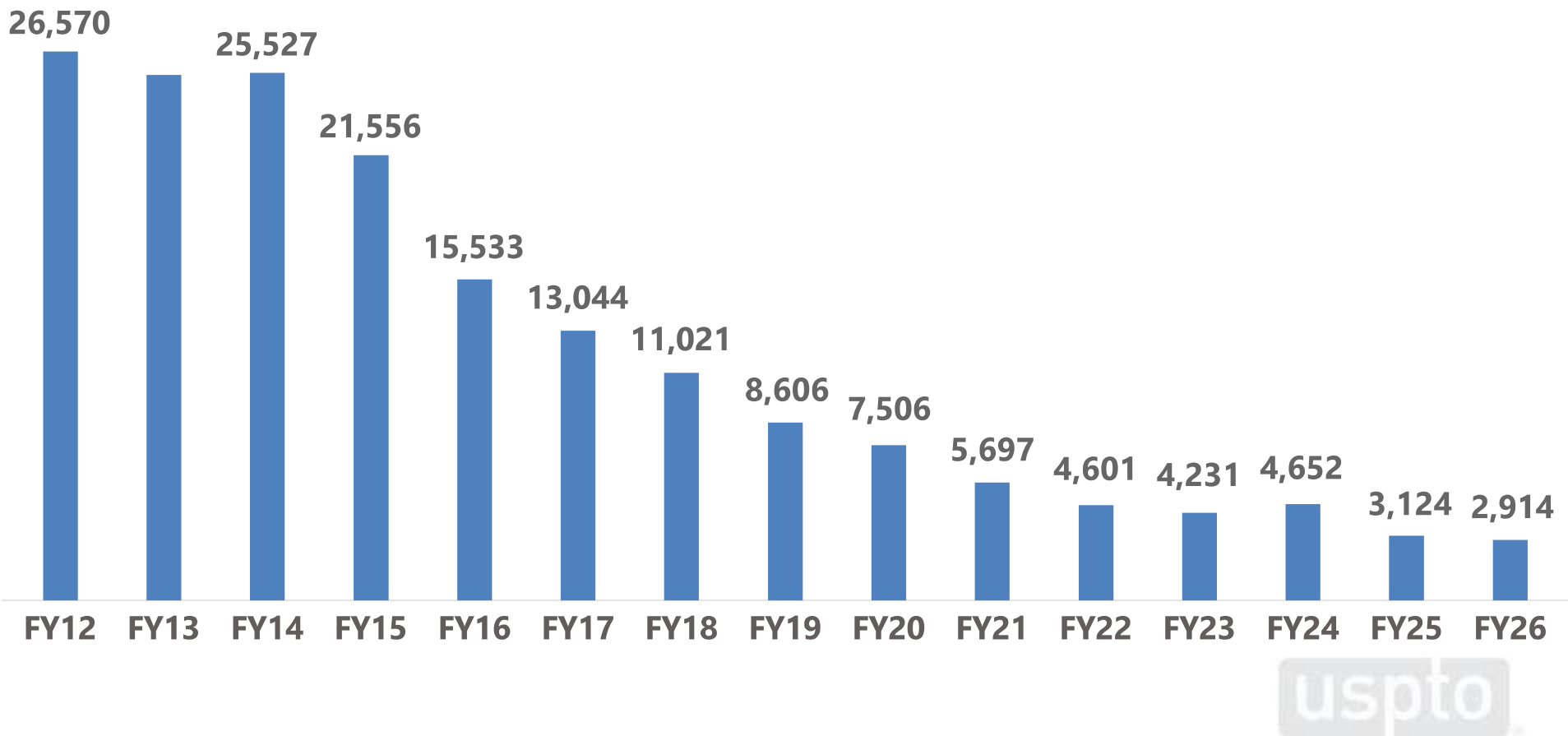
## % Decisions

Affirmed	Affirmed-in-Part	Reversed	Panel Remand	Admin Remand	Dismissed
<b>58.3%</b>	<b>7.3%</b>	<b>32.9%</b>	<b>0.0%</b>	<b>1.0%</b>	<b>0.4%</b>



# Pending Appeals FY12 to FY26

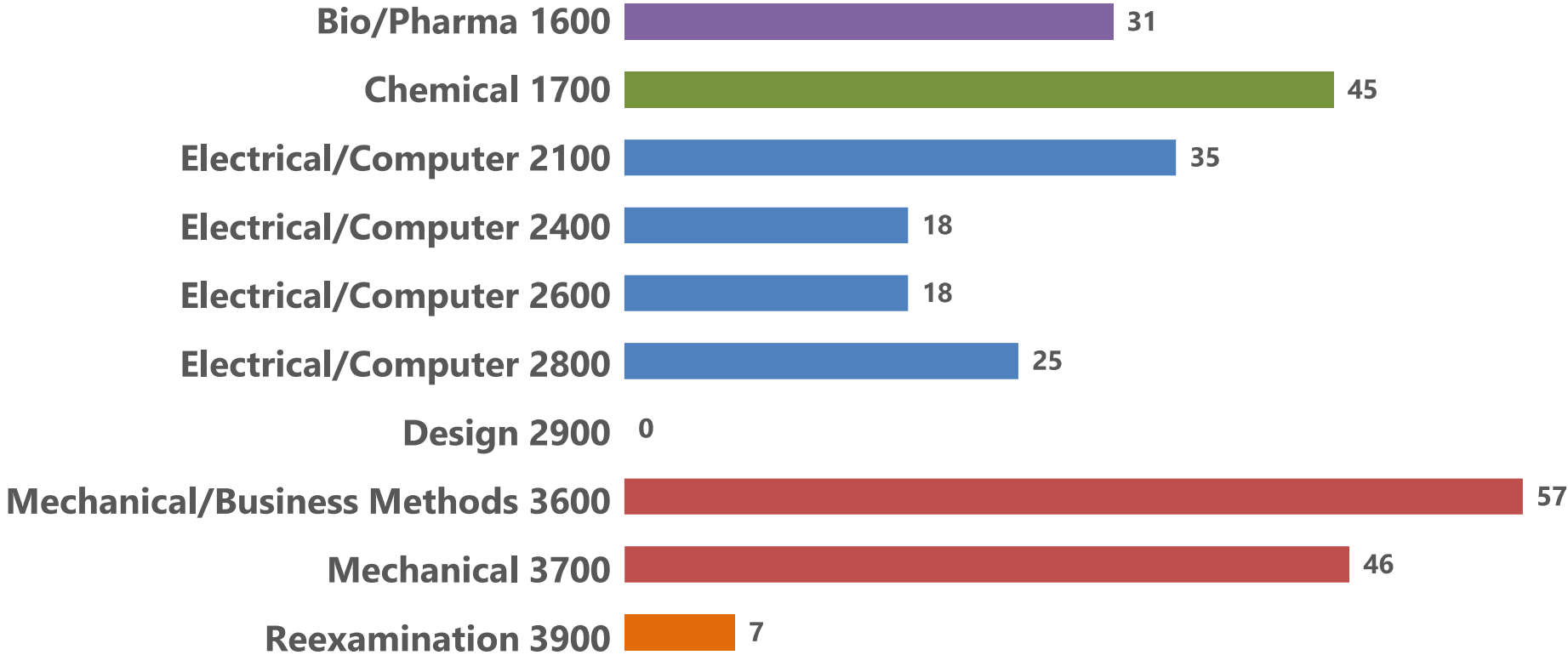
(Sept. 30, 2012 – Oct. 31, 2025)



5

# Appeals Intake in FY26

(Oct. 2025)

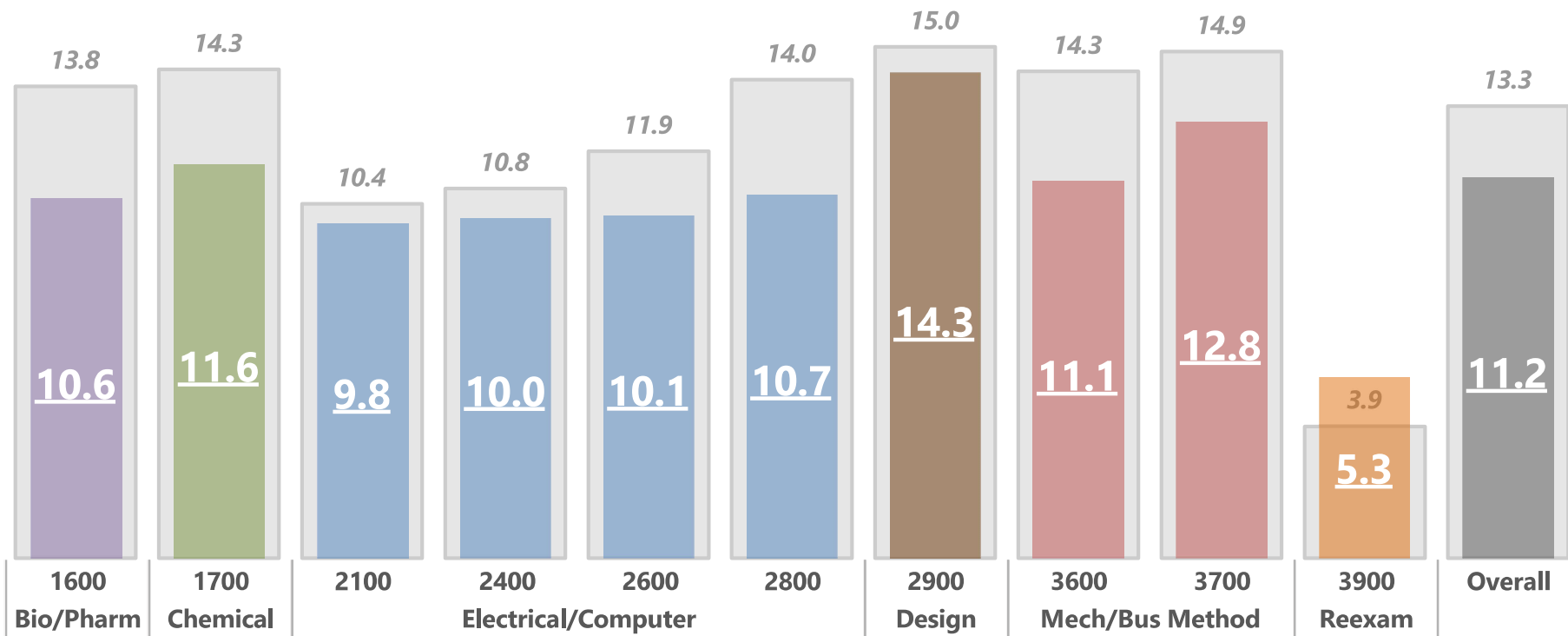


\*The Central Reexamination Unit (TC 3900) includes ex parte reexams, inter partes reexams, supplemental examination reviews, regular and reissue cases from all technologies.



# Pendency of Decided Appeals

Aug. 2025 – Oct. 2025 (color bars & white values) vs. Aug. 2024 – Oct. 2024 (gray bars & values)



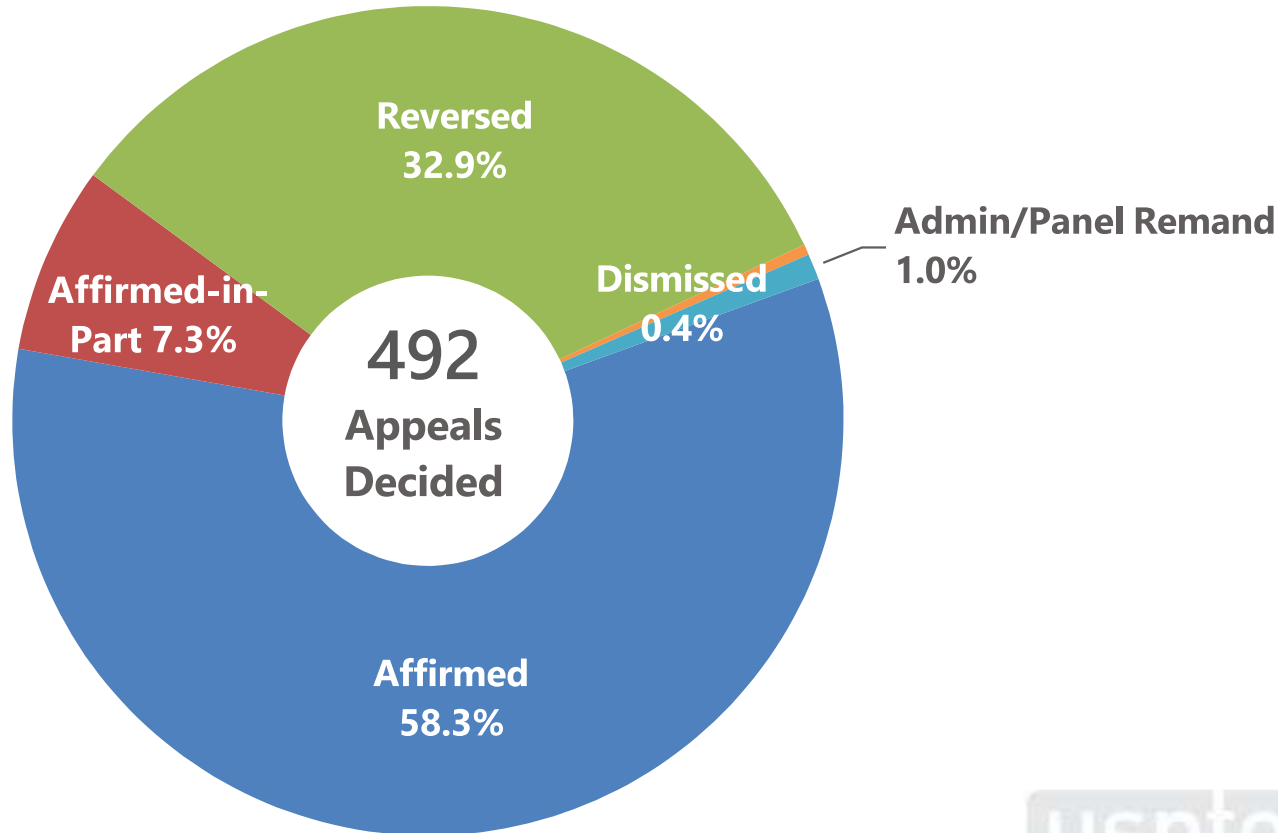
Pendency is calculated as average months from Board receipt date to final decision for a three month period and compared to the same period the previous year.

Central Reexamination Unit (CRU/TC 3900) decisions include *ex parte* reexams, *inter partes* reexam, supplemental examination review, regular cases and most reissues from all technologies except design patent applications.



# Appeals Outcomes in FY26

(Oct. 2025)



8

