



(19) **United States**

(12) **Patent Application Publication**
STAUDACHER et al.

(10) **Pub. No.: US 2012/0105662 A1**

(43) **Pub. Date: May 3, 2012**

(54) **CAMERA SYSTEM PROVIDING A MEASURE OF POSE QUALITY**

(52) **U.S. Cl. 348/222.1; 348/E05.031**

(76) **Inventors: DAVID STAUDACHER**, Fort Collins, CO (US); **Daniel Bloom**, Loveland, CO (US); **Dan L. Dalton**, Greeley, CO (US)

(57) **ABSTRACT**

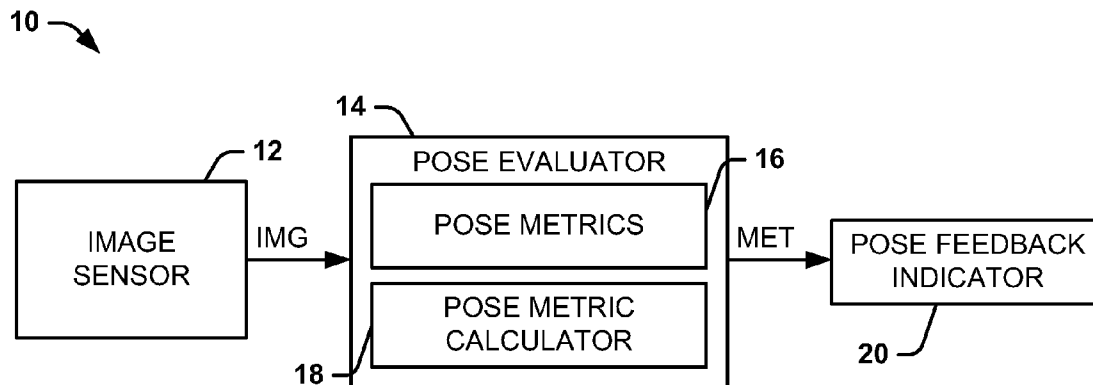
(21) **Appl. No.: 12/915,725**

(22) **Filed: Oct. 29, 2010**

A camera system may include an image sensor to generate real-time image data of a scene having a subject. A pose evaluator can generate a pose metric signal having a pose value that provides a variable measure of a pose quality for the subject in the scene. A pose feedback indicator can provide user-perceptible feedback demonstrating the value of the pose metric signal, such that the variable measure of the pose quality is provided.

Publication Classification

(51) **Int. Cl. H04N 5/228 (2006.01)**



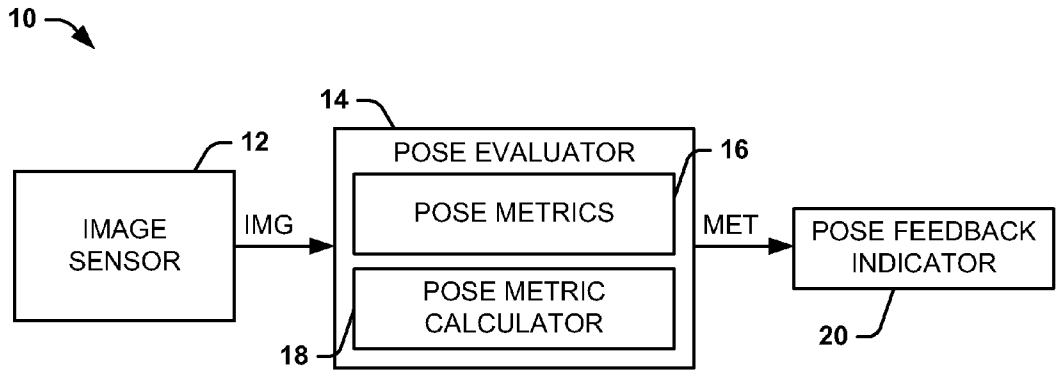


FIG. 1

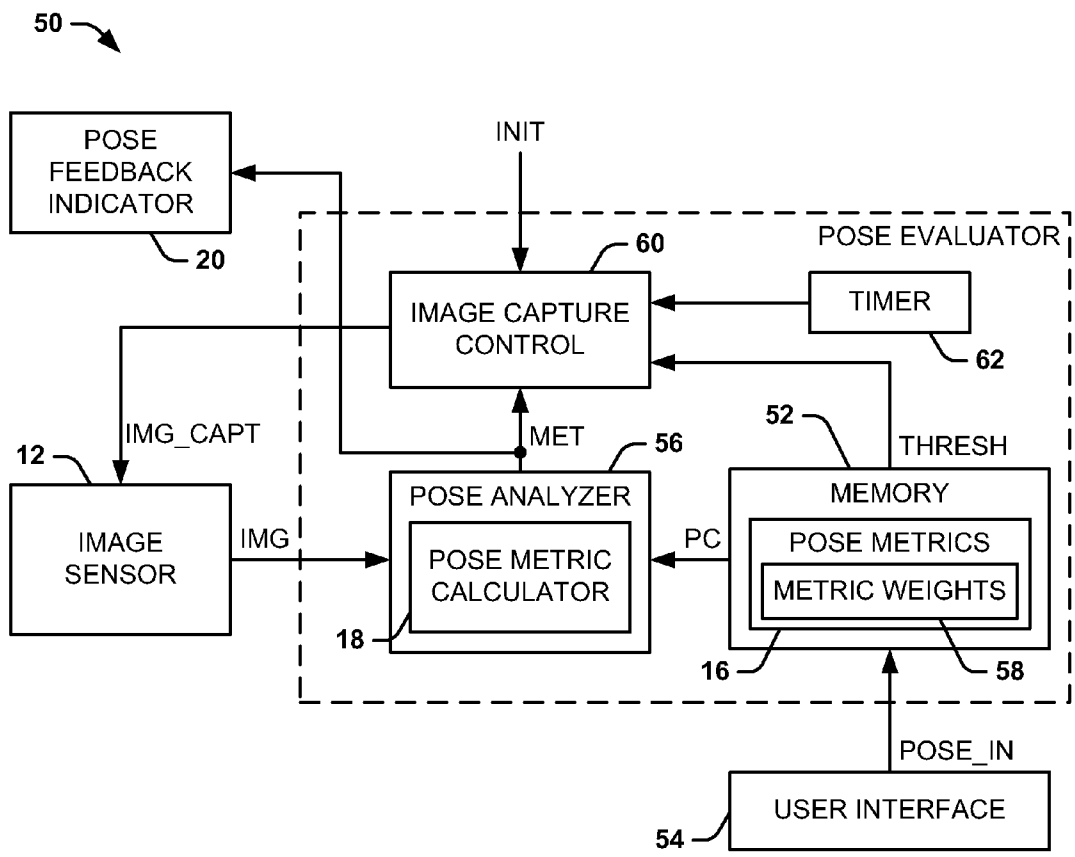


FIG. 2

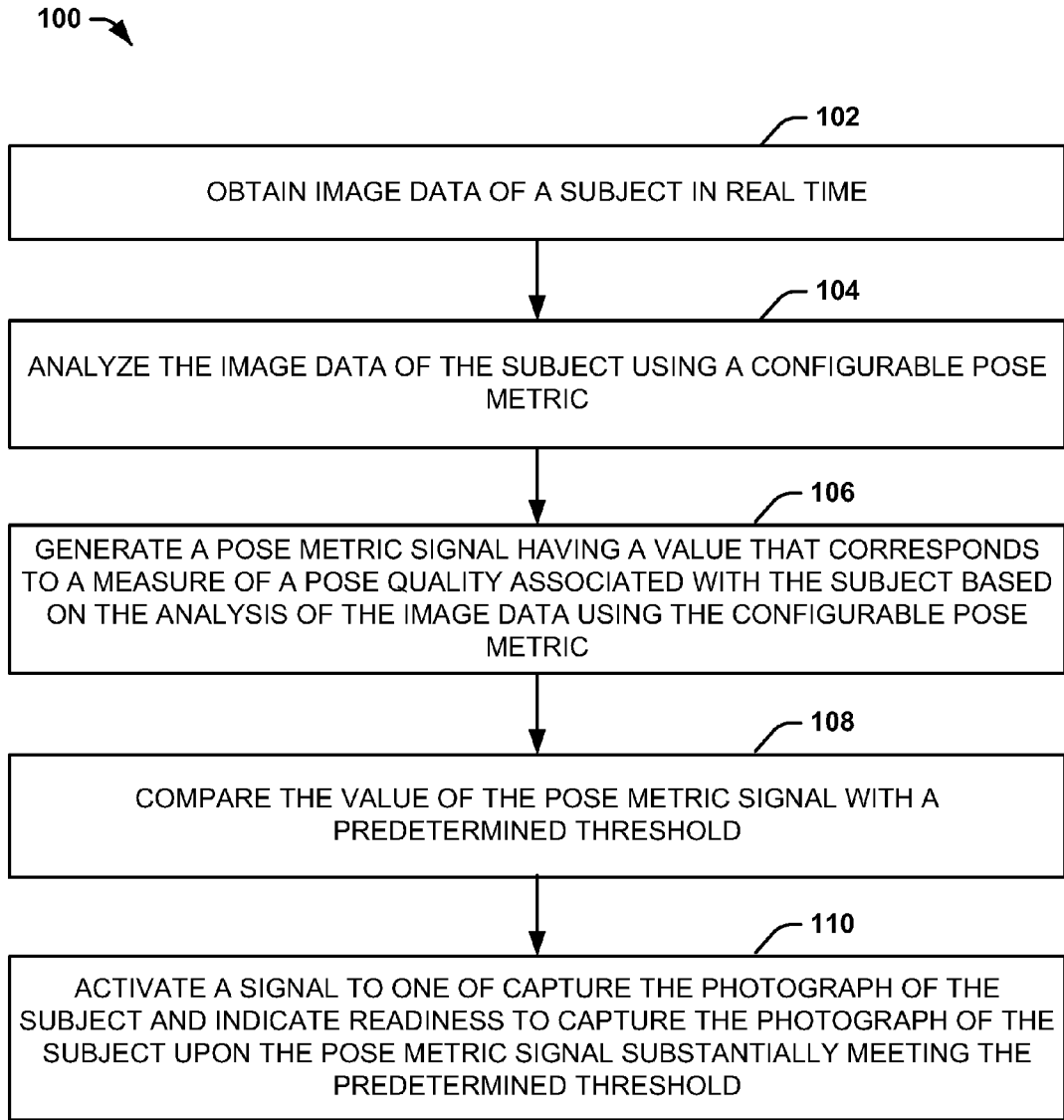


FIG. 3

CAMERA SYSTEM PROVIDING A MEASURE OF POSE QUALITY

BACKGROUND

[0001] Image capturing devices, such as cameras, are often used to capture images of persons, or groups of persons, animals, and wildlife. The acceptability of a resulting image depends largely on each subject behaving in a particular way (e.g., smiling, looking at the camera and not moving) at the time when the image is captured. An additional complexity can occur when the photograph is being taken through the use of a timer, such that the photographer is unable to instruct the subjects to behave when the image is being captured.

BRIEF DESCRIPTION OF THE DRAWINGS

- [0002] FIG. 1 illustrates an example of a camera system.
- [0003] FIG. 2 illustrates another example of a camera system.
- [0004] FIG. 3 illustrates an example of a method for capturing a photograph of a subject.

DETAILED DESCRIPTION

[0005] FIG. 1 illustrates an example of a camera system 10. The camera system 10 can be implemented as part of a camera device, or as part of a wireless communication device or other device that includes a camera. The camera system 10 includes an image sensor 12. The image sensor 12 can be implemented as a digital imaging device, such as a charged coupled device (CCD) or CMOS sensor. A CCD is typically comprised of an array of pixels that convert light into an electrical charge. The charge from each pixel is clocked out of the CCD and converted into the digital domain using an analog-to-digital (A/D) converter. As the size of the CCD increases, the number of pixels also increases. For instance, an optical image can be provided to the image sensor 12 by an arrangement of camera components that are implemented to capture images, such as including a lens and focusing assembly. The image sensor 12 can also employ controls that are implemented by a user to capture the still photograph, such as including a shutter button. Furthermore, the image sensor 12 can include additional image capture controls, such as can be activated to delay automatic capture of the still photograph (e.g., based on a timer and/or other trigger, as described in greater detail herein).

[0006] The image sensor 12 can generate digital image data IMG in real time. The image data IMG can correspond to the image that the image sensor receives through the associated lens in real time. As an example, the image data IMG can be provided to a digital screen (not shown) on a user interface of the camera system 10. The image data IMG can thus correspond to a real-time image that can be captured, such as in response to the user pressing a shutter button. The representation of the image data IMG can be evaluated by the user to determine if the image is acceptable before capturing the image.

[0007] Photographers often capture photographs of human subjects. It is often desirable for the subjects to exhibit certain appearance characteristics when being photographed. Examples of desirable characteristics include each person looking at the camera, smiling, not moving, keeping their eyes open, and the like. Failure to exhibit desirable appearance characteristics in a sufficient manner can typically include capturing repeat photographs, which can waste

memory space or drain batteries in a digital camera and can be frustrating to the photographer and/or the subjects.

[0008] The camera system 10 includes a pose evaluator 14 that is configured to analyze the real-time image via the image data IMG to provide measure of pose quality for the subjects in a given scene. The pose evaluator can provide the measure of pose quality as a value that varies based an analysis of one or more appearance characteristics.

[0009] The pose evaluator 14 can be operative to evaluate the image data IMG and to provide a measure of pose quality for the scene. The pose evaluator 14 can be implemented as machine readable instructions that can be executed by a processor or as logic. The pose evaluator 14 can employ one or more pose metrics 16, that can provide a measure of a respective pose characteristic associated with one or more subjects in a given image scene. Each of the pose metrics 16 can be programmed to quantify different pose-related characteristics for subjects in a given scene. As an example, the pose metrics can include a set of human expression detection routines, such as smile detection, detecting occlusion of faces, detecting whether the subjects are facing the camera, detecting whether each subjects eyes are open or any of a variety of other expression algorithms. The pose metrics 16 can also include restrictive expression detection routines, such as to detect undesirable expressions (e.g., “bunny ears” behind the head of a subject). The pose metrics 16 can also include a motion detection routine to provide a measure of motion of one or more subjects in the image scene, such as based on analysis of image data IMG from multiple image frames. Each the pose metrics 14 thus can provide a measure of a respective pose-related characteristic based on the image data IMG. The pose metrics can be pre-programmed for use by the pose evaluator or they can be selectively activated and deactivated (e.g., automatically or in response to user input) according to the scene being photographed.

[0010] The pose evaluator 14 includes a pose metric calculator 18 that is configured to generate a pose metric signal MET having a value varies based on the results of the pose metrics 16. For example, the pose metric signal MET can have a value that is calculated as a function of the values of each or a subset of the pose metrics 16 based on the image data IMG. While the pose metric signal MET can be a single signal having an analog or digital value, the value can be derived from a plurality of separately evaluated pose metrics. For example, the value of the pose metric signal MET can be based on concurrent information regarding how many of the subjects are smiling (e.g., provided by a smile detection routine), how many of the subjects are facing the camera and to what extent, and how many of the subjects’ faces are fully visible (e.g., by a facial occlusion routine), how many of the subjects’ eyes are open (e.g., by a eyes open detection routine), and how many of the subjects are stationary (e.g., by a motion detection routine). The pose metric calculator 18 can combine the results from such separately analyzed metrics to derive the value of the pose metric signal MET. The pose metric calculator 18 can combine such results, for example, in either equal contributions or individually weighted contributions.

[0011] In the example of FIG. 1, the camera system 10 also includes a pose feedback indicator 20. The pose feedback indicator 20 can be configured to generate a user-perceptible feedback indication based on the value of the pose metric signal MET. As an example, the pose feedback indicator 20 can output a visual indication of pose quality. The visual

indication can be provided on a display, such as a percentage number or a scale, a written quality indication (e.g., “bad”, “good”, “excellent”, etc.). Alternatively or additionally, a visual indication can be implemented by one or more light-emitting diodes (LEDs) that provide a pseudo-analog scale, color, or blinking frequency based on quality. The visual indication can be provided in a manner to be perceived by the subjects, by the photographer or both.

[0012] As another example, the pose feedback indicator **20** can provide the feedback as an audible indication of pose quality. For instance, the audible feedback can provide a “beep” sound having a pitch or beeping frequency that represents the value of the pose metric signal MET. Alternatively, the audible feedback can be provided as vocal instructions.

[0013] As yet another example, the pose feedback indicator **20** can incorporate both visual and audible feedback mechanisms. Furthermore, the pose feedback indicator **20** can be configured to generate multiple feedback mechanisms concurrently for a given scene. For instance, one feedback mechanism can be utilized to provide an indication of pose quality based on one or more of the pose metrics **16** and another separate feedback mechanism can be generated based on one or more other pose metrics. As an example, one feedback mechanism can be employed in response to identifying a restrictive expression to indicate the subjects that one or more of them are providing an undesirable pose (e.g., bunny ears above a subject’s head). In addition to providing such user-perceptible feedback, the feedback can be utilized to prevent the image capture process.

[0014] The pose feedback indicator **20** can be located at a back-side of the camera system **10**, such that a photographer that is capturing the photograph can be provided with the user-perceptible feedback indication regarding the quality of the appearance of the subjects, as provided by the image data IMG. Thus, the photographer can capture the photograph upon the pose feedback indicator **20** indicating that the image data IMG will result in a satisfactory photograph based on the pose metrics **16**. As another example, the photographer can provide an input to the camera system **10**, such that the camera system **10** can be configured to capture the photograph automatically upon the pose metric signal MET exceeding a predetermined pose quality threshold.

[0015] Additionally or alternatively, the pose feedback indicator **20** can be located at a front-side of the camera system **10**, such that the subjects of the image data IMG can perceive the user-perceptible feedback. For instance, a photographer can set a remote photograph feature (e.g., a timer) and move to within the frame of view of the image sensor **12**, such that the camera system **10** can capture the photograph automatically based when the timer times out. Alternatively, the camera can be configured to capture the image when the timer times out provided that the pose metric signal MET also exceeds a predetermined pose quality threshold. As described herein, the user-perceptible feedback can vary commensurate with the value of the pose metric signal MET, such as to guide the subjects toward an improved pose quality.

[0016] FIG. 2 illustrates another example of a camera system **50**. Similar to as described above in the example of FIG. 1, the camera system **50** can be implemented as part of a camera device, or as part of a portable electronic device that includes a camera function (e.g., cell phone, video game, MP3 player, or the like). The camera system **50** can correspond to the camera system **10** in the example of FIG. 1.

Therefore, reference may be made to the example of FIG. 1 in the following description of the example of FIG. 2.

[0017] The camera system **50** includes the image sensor **12**. The image sensor **12** can include the CCD that receives optical information from a lens and which is implemented to capture still photographs. The image sensor **12** can also be configured to generate image data IMG in real time. The image data IMG can correspond to the image that is observed through the associated lens and focusing assembly and provided as an optical image to the image sensor **12**. As an example, a representation of the image data IMG can be provided to a digital screen (not shown), such as on a user interface **54** of the camera system **50**. The image data IMG can thus correspond to the real-time image that can be captured as a still photograph, such as via the signal INIT provided to the image sensor **12**. Accordingly, the image data IMG can be evaluated manually by the user to determine if the real-time image is acceptable before capturing the still photograph.

[0018] In the example of FIG. 2, the camera system **50** includes the pose evaluator **14** and a memory **52** that stores the pose metrics **16**. The pose evaluator **14** also includes a pose analyzer **56** that analyzes the image data IMG according to the pose metrics **16** associated with the one or more human subjects, provided to the pose analyzer **56** from the memory **52** via a signal PC. The image data IMG can be stored in the memory **52** of the camera system and processed by the pose analyzer **56**. As an example, the pose metrics **16** can include machine readable instructions for implementing detection routines (e.g., human expression, motion detection, occlusion detection, smile detection, undesirable expression detection) on the image data IMG, such as explained with respect to FIG. 1. The pose evaluator **14** can thus analyze the image data IMG according to the pose metrics **16** to provide a measure of pose quality.

[0019] The pose analyzer **56** includes the pose metric calculator **18** that generates the pose metric signal MET. The pose metric calculator **18** generates the pose metric signal MET to have a value that is computed based on the pose metrics **16** and associated metric weights **58**. That is, the pose metric calculator **18** computes the pose metric signal based on the image data IMG and applies metric weights **58** to derive the metric value representing overall pose quality. For instance, the metric weights can be set to indicate a relative importance that a given metric has in the overall quality of a scene.

[0020] As an example, the metric weights **58** can be programmable weights that determine separate and individual contributions of the different pose metrics **16** that are evaluated by the pose analyzer **56** to derive the value of the pose metric signal MET. For instance, weights can be established to place more emphasis on motion of subjects than on the subjects facing the camera, and to place more emphasis on facing the camera than on smiling, but may still require the subjects to face towards the camera. Thus, the metric weights **58** can be programmed such that the contribution of motion is twice that of smiling at the camera with regard to the value of the pose metric signal MET. Accordingly, the separately analyzed metrics can be derived from the image data IMG, each of which can independently contribute to the value of the pose metric signal MET according to the respective metric weights **58**.

[0021] As a further example, a user can employ the user interface **54** to configure one or more of the pose metrics **16**

and metric weights **58**, demonstrated in FIG. 2 as a signal POSE_IN. The user interface **54** can be employed to access controls and functions that are part of the associated the camera system **50**. For instance, the user interface **54** can be utilized to select a type of a setting or scene (e.g., single person, group or team, or the like), which can in turn automatically enable a predetermined set of metrics and weights for the metrics **58** based on the selection. Alternatively, a user can manually select which of the pose metrics **16** to utilize and associated metric weights **58** such as based on their own experience and preferences. As another alternative, the pose analyzer can ascertain information from the image data IMG and select an appropriate set of metrics and configure respective metric weights based on such analysis. The pose metrics **16** and metric weights **58** may further be extensible, such as can be modified and augmented. For instance, the user interface **54** can be a computer that communicatively couples with the camera system **50**, such that the pose characteristics **16** are configured via a computer program or software module (e.g., via a plug-in module to the camera system **50**).

[0022] When a scene contains multiple subjects, the pose analyzer can generate the value of the pose metric signal MET according to a percentage of the multiple subjects that satisfy each of the pose metrics **16**. Alternatively or additionally, the pose analyzer can generate the value of the pose metric signal MET based on the relative size of detected faces, such as by affording a greater weight to larger faces (e.g., via a facial detection algorithm). As an example, it may be difficult to get a dozen or more subjects to all be smiling in a given photograph. Thus, the pose metric signal generator **58** can generate the value of the pose metric signal MET to correspond to the number of subjects that are smiling, facing the camera, and/or satisfying other pose characteristics **16**, including separate contributions as to how well each of the subjects satisfy the pose characteristics **16**. As a result, the value of the pose metric signal MET can vary based on the number of subjects that satisfy the one or more pose characteristics **16**.

[0023] In addition, the pose analyzer **56** can be configured to analyze the image data IMG for undesirable and/or restrictive poses of the subjects based on the configured pose metrics **16**. For example, the metric calculator **18** can be configured to set the pose metric signal MET to have a low or zero value in response to the pose analyzer **56** detecting a restrictive pose (e.g., an obscene or other unwelcome gesture) of one or more of the subjects. If a restrictive pose metric **16** detects such a restricted pose characteristic, the feedback indicator can generate a feedback specifically designed to alert one or more user. For instance, if the restrictive pose is "bunny ears" behind a subjects head, the feedback can be a distinct sound or verbal alert of its occurrence. Additionally or alternatively, detection of one or more restrictive pose characteristic can be used to prevent the image sensor **12** from capturing the image, regardless of how many other subjects are providing acceptable poses and expressions. Accordingly, the camera system **50** can be configured to ensure that an acceptable photograph of the real-time image represented by the image data IMG is captured based on the pose metric signal MET.

[0024] The pose analyzer **56** provides the pose metric signal MET to a pose feedback indicator **20** to provide a user-perceptible feedback demonstrating the value of the pose metric signal MET. The user-perceptible feedback indication can include one or both of visual and audible indicators. In addition, the pose feedback indicator **20** can be located at a back-side of the camera system **50**, such that a photographer

that is capturing the photograph can be provided with the user-perceptible feedback demonstrating the pose quality of the scene of the subjects, as provided by the image data IMG. Additionally or alternatively, the pose feedback indicator **20** can be located to provide feedback that is perceptible by one or more user located at a front-side of the camera system **50**.

[0025] A user input signal INIT can be provided to an image capture control **60** to signal initiating image capture via a signal IMG_CAPT that is provided to the image sensor **12**, such as in response to the photographer depressing the shutter button or a remote photography feature to capture the image. As an example, the photographer can configure the camera system **50** to capture the photograph automatically upon the pose metric signal MET exceeding a threshold signal THRESH, such as having a value stored in the memory **52**, and expiration of a timer **62**. Prior to image capture, such as from a time when the input INIT is provided, the feedback indicator **20** can provide the user-perceptible feedback (e.g., audible, visual or both) which varies according to the pose metric signal MET to urge the subjects toward a desired high level of pose quality. Thus, as described above, the user can set a remote photograph feature via the input INIT and move to within the frame of view of the image sensor **12**. Thus, the camera system **50** can capture the photograph automatically upon the pose metric signal MET exceeding the predetermined threshold. In such situations, the pose feedback indicator **20** can provide the user-perceptible feedback indication in real-time, or can demonstrate that the pose metric signal MET exceeds the threshold signal THRESH to indicate an imminent capture of the photograph.

[0026] By way of further example, the image capture control **60** can be configured to control image capture based at least in part on the pose metric signal MET. For instance, the image capture control **60** can compare the value of the pose metric signal with a threshold signal THRESH, such as stored in the memory **52**. As an example, the threshold signal THRESH can be configurable by the user via the user interface **54**. The threshold signal THRESH can include one or more predetermined values that can be directly compared with the value of the pose metric signal MET. Thus, the image capture control **60** can generate the trigger signal IMG_CAPT in response to the value of the pose metric signal MET meeting the value of the threshold signal THRESH. As another example, the threshold signal THRESH can be associated with a time-based predetermined configurable condition associated with the pose metric signal MET. Therefore, as an example, the image capture control **60** can trigger image capture via the IMG_CAPT in response to the value of the pose metric signal MET exceeding the value of the threshold signal THRESH for a configurable amount of time, as determined by the timer **62**.

[0027] The camera system **50** can thus be configured to automatically capture a photograph based on the comparison of the pose metric signal MET with the threshold signal THRESH. For example, the user could provide the signal INIT as a command to initiate automatic photograph capture. Thus, upon the metric comparator **60** determining that the pose metric signal MET exceeds the threshold signal THRESH, the metric comparator **60** can provide the signal IMG_CAPT to the image sensor **12** to automatically capture the photograph. This can allow the camera system **50** to remotely capture the photograph of one or more subjects, without the photographer viewing the real-time image repre-

sented by the image data IMG and without the use of a timer that can capture the photograph at the wrong time.

[0028] In view of the foregoing structural and functional features described above, an example method will be better appreciated with reference to FIG. 3. While, for purposes of simplicity of explanation, the method of FIG. 3 is shown and described as executing serially, it is to be understood and appreciated that the method is not limited by the illustrated order, as parts of the method could occur in different orders and/or concurrently from that shown and described herein.

[0029] FIG. 3 illustrates an example of a method 100 for capturing a photograph of a subject. At 102, image data of the subject is obtained in real time (e.g., via image sensor 12). At 104, the image data of the subject is analyzed using a configurable pose metric (e.g., via pose analyzer 56). At 106, a pose metric signal is generated having a value that corresponds to a measure of a pose quality associated with the subject based on the analysis of the image data using the plurality of configurable pose characteristics (e.g., via the pose analyzer 56). At 108, the value of the pose metric signal is compared with a predetermined threshold (e.g., via the metric comparator 60). At 110, a signal is activated to one of capture the photograph of the subject and indicate readiness to capture the photograph of the subject upon the pose metric signal substantially meeting the predetermined threshold (e.g., via the metric comparator 60).

[0030] What have been described above are examples. It is, of course, not possible to describe every conceivable combination of components or methodologies, but one of ordinary skill in the art will recognize that many further combinations and permutations are possible. Accordingly, the invention is intended to embrace all such alterations, modifications, and variations that fall within the scope of this application, including the appended claims. Additionally, where the disclosure or claims recite “a,” “an,” “a first,” or “another” element, or the equivalent thereof, it should be interpreted to include one or more than one such element, neither requiring nor excluding two or more such elements.

What is claimed is:

- 1. A camera system comprising:
 - an image sensor to generate image data of a scene having a subject;
 - a pose evaluator to generate a pose metric signal having a pose value that provides a variable measure of a pose quality for the subject in the scene; and
 - a pose feedback indicator to provide user-perceptible feedback demonstrating the pose value of the pose metric signal, such that the variable measure of the pose quality is provided.
- 2. The system of claim 1, further comprising a metric calculator to compute the pose value of the pose metric signal based on a predetermined pose metric that is configurable by a user via a user interface associated with the camera system.
- 3. The system of claim 1, wherein the user-perceptible feedback comprises an audible indication, a visual indication or both an audible and visual indication.
- 4. The system of claim 1, wherein the pose metric signal is provided to an image capture control that compares the pose metric signal with a predetermined threshold and activates a signal to one of capture a photograph of the subject and indicate readiness to capture the photograph of the subject upon the pose metric signal substantially meeting the predetermined threshold.

5. The system of claim 4, wherein the predetermined threshold is set to a configurable percentage of the plurality of pose metrics satisfying respective conditions.

6. The system of claim 4, further comprising a timer, wherein the predetermined threshold is time-based parameter that is enabled in response to activation of the timer.

7. The system of claim 1, wherein the pose metric comprises a plurality of pose metrics, wherein the pose evaluator is to compute a value for each of the plurality of pose metrics based on the image data of the subject, the pose evaluator aggregating the values of each of the plurality of pose metrics to provide the value of the pose metric signal.

8. The system of claim 7, further comprising metric weights in memory for each of the plurality of pose metrics, the pose evaluator applying a respective metric weight to the computed value of each of the plurality of pose metrics to provide the value of the pose metric signal.

9. The system of claim 8, wherein the metric weights are individually configurable, such that each of the plurality of pose metrics contributes to the value of the pose metric signal according to its respective weight.

10. The system of claim 8, wherein the pose feedback indicator is to provide a first type of user-perceptible feedback based on the value of one of the plurality of pose metrics and to provide a second type of user-perceptible feedback based on the value of another of the plurality of pose metrics.

11. The system of claim 1, wherein the pose metric further comprises a prohibitive pose characteristic, such that the camera system cannot capture an image of the subject upon detecting that the image data includes the prohibitive pose characteristic.

12. A camera system comprising:

- an image sensor to generate image data of a scene in real time;
- a plurality of pose metrics to quantify different pose-related characteristics for subjects in the scene;
- metric weights associated with each of the plurality of pose metrics to define a relative importance of the different pose-related characteristics; and
- a pose metric calculator to compute a weighted value for each of the plurality of pose metrics based on the image data and application of each respective metric weight, the weighted value for each of the plurality of pose metrics being aggregated to provide a pose metric signal having an aggregate value that provides a variable measure of pose quality for the scene.

13. The system of claim 12, further comprising a feedback indicator to provide user-perceptible feedback indicating the value of the pose metric signal.

14. A method for capturing an image of a subject, the method comprising:

- obtaining image data of the subject in real time;
- analyzing the image data of the subject using a plurality of configurable pose metrics;
- generating a pose metric signal having a value that corresponds to a measure of pose quality associated with the subject based on the analyzing of the image data using the plurality of configurable pose metrics; and
- generating a user-perceptible feedback indication that demonstrates the value of the pose metric signal to a user.

15. The method of claim 14, further comprising weighting each of the plurality of configurable pose metrics based on respective assigned metric weights to control a relative importance of each of the plurality of pose metrics contributes to the measure of pose quality.

* * * * *