



UNITED STATES PATENT AND TRADEMARK OFFICE

UNITED STATES DEPARTMENT OF COMMERCE
United States Patent and Trademark Office
Address: COMMISSIONER FOR PATENTS
P.O. Box 1450
Alexandria, Virginia 22313-1450
www.uspto.gov

APPLICATION NUMBER	FILING OR 371(C) DATE	FIRST NAMED APPLICANT	ATTY. DOCKET NO./TITLE
61/583,940	01/06/2012	Ronald D. Blum	3373.0700000

CONFIRMATION NO. 1184

POA ACCEPTANCE LETTER

115626
Sterne, Kessler, Goldstein & Fox P.L.L.C.
1100 New York Avenue NW
Washington, DC 20005



Date Mailed: 08/12/2014

NOTICE OF ACCEPTANCE OF POWER OF ATTORNEY

This is in response to the Power of Attorney filed 08/06/2014.

The Power of Attorney in this application is accepted. Correspondence in this application will be mailed to the above address as provided by 37 CFR 1.33.

/ddinh/

Office of Data Management, Application Assistance Unit (571) 272-4000, or (571) 272-4200, or 1-888-786-0101

Luxottica v. e-Vision
IPR2025-01512
Luxottica Ex. 1015

Under the Paperwork Reduction Act of 1995, no persons are required to respond to a collection of information unless it displays a valid OMB control number.

POWER OF ATTORNEY TO PROSECUTE APPLICATIONS BEFORE THE USPTO

I hereby revoke all previous powers of attorney given in the application identified in the attached statement under 37 CFR 3.73(b).

I hereby appoint:

Practitioners associated with the Customer Number: 115626

OR

Practitioner(s) named below (if more than ten patent practitioners are to be named, then a customer number must be used):

Name	Registration Number	Name	Registration Number

as attorney(s) or agent(s) to represent the undersigned before the United States Patent and Trademark Office (USPTO) in connection with any and all patent applications assigned only to the undersigned according to the USPTO assignment records or assignment documents attached to this form in accordance with 37 CFR 3.73(b).

Please change the correspondence address for the application identified in the attached statement under 37 CFR 3.73(b) to:

The address associated with Customer Number: 115626

OR

<input checked="" type="checkbox"/> Firm or Individual Name			
Address			
City	State	Zip	
Country			
Telephone	Email		

Assignee Name and Address:

HPO Assets LLC
 312 Farmington Ave.
 Farmington, CT 06032
 US

A copy of this form, together with a statement under 37 CFR 3.73(b) (Form PTO/SB/96 or equivalent) is required to be filed in each application in which this form is used. The statement under 37 CFR 3.73(b) may be completed by one of the practitioners appointed in this form if the appointed practitioner is authorized to act on behalf of the assignee, and must identify the application in which this Power of Attorney is to be filed.

SIGNATURE of Assignee of Record

The individual whose signature and title is supplied below is authorized to act on behalf of the assignee

Signature	<i>Robert D. Pomeroy, Jr.</i>	Date	<i>April 3, 2014</i>
Name	Robert D. Pomeroy, Jr.	Telephone	860-676-8654
Title	C.E.O. - HPO Assets LLC		

This collection of information is required by 37 CFR 1.31, 1.32 and 1.33. The information is required to obtain or retain a benefit by the public which is to file (and by the USPTO to process) an application. Confidentiality is governed by 35 U.S.C. 122 and 37 CFR 1.11 and 1.14. This collection is estimated to take 3 minutes to complete, including gathering, preparing, and submitting the completed application form to the USPTO. Time will vary depending upon the individual case. Any comments on the amount of time you require to complete this form and/or suggestions for reducing this burden, should be sent to the Chief Information Officer, U.S. Patent and Trademark Office, U.S. Department of Commerce, P.O. Box 1450, Alexandria, VA 22313-1450. DO NOT SEND FEES OR COMPLETED FORMS TO THIS ADDRESS. SEND TO: Commissioner for Patents, P.O. Box 1450, Alexandria, VA 22313-1450.

If you need assistance in completing the form, call 1-800-PTO-9199 and select option 2.

Electronic Acknowledgement Receipt

EFS ID:	19789863
Application Number:	61583940
International Application Number:	
Confirmation Number:	1184
Title of Invention:	Electronic Eyewear Comprising Docking Means For a Plurality of Application Devices
First Named Inventor/Applicant Name:	Ronald D. Blum
Customer Number:	72162
Filer:	John P. McGroarty/Barbera Dooley
Filer Authorized By:	John P. McGroarty
Attorney Docket Number:	P9933-USP213
Receipt Date:	06-AUG-2014
Filing Date:	06-JAN-2012
Time Stamp:	16:06:03
Application Type:	Provisional

Payment information:

Submitted with Payment	no
------------------------	----

File Listing:

Document Number	Document Description	File Name	File Size(Bytes)/ Message Digest	Multi Part /.zip	Pages (if appl.)
1		3373_0700000_373_POA.pdf	403907 <small>95f5eeaab7895f60b564758abe8e0430e68818ea</small>	yes	3

Multipart Description/PDF files in .zip description			
Document Description		Start	End
Assignee showing of ownership per 37 CFR 3.73.		1	2
Power of Attorney		3	3

Warnings:

Information:

Total Files Size (in bytes):	403907
-------------------------------------	--------

This Acknowledgement Receipt evidences receipt on the noted date by the USPTO of the indicated documents, characterized by the applicant, and including page counts, where applicable. It serves as evidence of receipt similar to a Post Card, as described in MPEP 503.

New Applications Under 35 U.S.C. 111

If a new application is being filed and the application includes the necessary components for a filing date (see 37 CFR 1.53(b)-(d) and MPEP 506), a Filing Receipt (37 CFR 1.54) will be issued in due course and the date shown on this Acknowledgement Receipt will establish the filing date of the application.

National Stage of an International Application under 35 U.S.C. 371

If a timely submission to enter the national stage of an international application is compliant with the conditions of 35 U.S.C. 371 and other applicable requirements a Form PCT/DO/EO/903 indicating acceptance of the application as a national stage submission under 35 U.S.C. 371 will be issued in addition to the Filing Receipt, in due course.

New International Application Filed with the USPTO as a Receiving Office

If a new international application is being filed and the international application includes the necessary components for an international filing date (see PCT Article 11 and MPEP 1810), a Notification of the International Application Number and of the International Filing Date (Form PCT/RO/105) will be issued in due course, subject to prescriptions concerning national security, and the date shown on this Acknowledgement Receipt will establish the international filing date of the application.

Under the Paperwork Reduction Act of 1995, no persons are required to respond to a collection of information unless it displays a valid OMB control number.

STATEMENT UNDER 37 CFR 3.73(b)

Atty. Docket No. 3373.0700000

Applicant/Patent Owner: BLUM et al.

Application No./Patent No.: 61/583,940 Filed/Issue Date: January 6, 2012

Titled: ELECTRONIC EYEWEAR COMPRISING DOCKING MEANS FOR A PLURALITY OF APPLICATION DEVICES

HPO Assets LLC, a corporation

(Name of Assignee) (Type of Assignee, e.g., corporation, partnership, university, government agency, etc.)

states that it is:

- 1. the assignee of the entire right, title, and interest in;
- 2. an assignee of less than the entire right, title, and interest in (The extent (by percentage) of its ownership interest is _____ %); or
- 3. the assignee of an undivided interest in the entirety of (a complete assignment from one of the joint inventors was made)

the patent application/patent identified above, by virtue of either:

A. An assignment from the inventor(s) of the patent application/patent identified above. The assignment was recorded in the United States Patent and Trademark Office at Reel _____, Frame _____, or for which a copy therefore is attached.

OR

B. A chain of title from the inventor(s), of the patent application/patent identified above, to the current assignee as follows:

1. From: See 1 in Addendum To: PixelOptics, Inc.

The document was recorded in the United States Patent and Trademark Office at Reel 027616, Frame 0231, or for which a copy thereof is attached.

2. From: PixelOptics, Inc. To: HPO Assets LLC

The document was recorded in the United States Patent and Trademark Office at Reel 033447, Frame 0041, or for which a copy thereof is attached.

3. From: _____ To: _____

The document was recorded in the United States Patent and Trademark Office at Reel _____, Frame _____, or for which a copy thereof is attached.

Additional documents in the chain of title are listed on a supplemental sheet(s).

As required by 37 CFR 3.73(b)(1)(i), the documentary evidence of the chain of title from the original owner to the assignee was, or concurrently is being, submitted for recordation pursuant to 37 CFR 3.11.

[NOTE: A separate copy (i.e., a true copy of the original assignment document(s)) must be submitted to Assignment Division in accordance with 37 CFR Part 3, to record the assignment in the records of the USPTO. See MPEP 302.08]

The undersigned (whose title is supplied below) is authorized to act on behalf of the assignee.

Signature

Date

8/6/2012

John P. McGroarty, Reg. No. 41,186

Attorney for Applicants

Printed or Typed Name

Title

This collection of information is required by 37 CFR 3.73(b). The information is required to obtain or retain a benefit by the public which is to file (and by the USPTO to process) an application. Confidentiality is governed by 35 U.S.C. 122 and 37 CFR 1.11 and 1.14. This collection is estimated to take 12 minutes to complete, including gathering, preparing, and submitting the completed application form to the USPTO. Time will vary depending upon the individual case. Any comments on the amount of time you require to complete this form and/or suggestions for reducing this burden, should be sent to the Chief Information Officer, U.S. Patent and Trademark Office, U.S. Department of Commerce, P.O. Box 1450, Alexandria, VA 22313-1450. DO NOT SEND FEES OR COMPLETED FORMS TO THIS ADDRESS. SEND TO: Commissioner for Patents, P.O. Box 1450, Alexandria, VA 22313-1450.

Addendum

1. Ronald Blum, Yongping Wang, Mark Graham, William Kokonaski



UNITED STATES PATENT AND TRADEMARK OFFICE

UNITED STATES DEPARTMENT OF COMMERCE
United States Patent and Trademark Office
Address: COMMISSIONER FOR PATENTS
P.O. Box 1450
Alexandria, Virginia 22313-1450
www.uspto.gov

Table with 6 columns: APPLICATION NUMBER, FILING or 371(c) DATE, GRP ART UNIT, FIL FEE REC'D, ATTY,DOCKET,NO, TOT CLAIMS, IND CLAIMS. Row 1: 61/583,940, 01/06/2012, 250, P9933-USP213

CONFIRMATION NO. 1184

FILING RECEIPT

72162
KILPATRICK TOWNSEND & STOCKTON, LLP
Two Embarcadero Center
Eighth Floor
San Francisco, CA 94111-3834



Date Mailed: 01/23/2012

Receipt is acknowledged of this provisional patent application. It will not be examined for patentability and will become abandoned not later than twelve months after its filing date. Any correspondence concerning the application must include the following identification information: the U.S. APPLICATION NUMBER, FILING DATE, NAME OF APPLICANT, and TITLE OF INVENTION. Fees transmitted by check or draft are subject to collection. Please verify the accuracy of the data presented on this receipt. If an error is noted on this Filing Receipt, please submit a written request for a Filing Receipt Correction. Please provide a copy of this Filing Receipt with the changes noted thereon. If you received a "Notice to File Missing Parts" for this application, please submit any corrections to this Filing Receipt with your reply to the Notice. When the USPTO processes the reply to the Notice, the USPTO will generate another Filing Receipt incorporating the requested corrections

Applicant(s)

Ronald D. Blum, Roanoke, VA;
Yongping Wang, Philadelphia, PA;
Mark Graham, Leesburg, VA;
William Kokonaski, Gig Harbor, WA;

Power of Attorney: None

If Required, Foreign Filing License Granted: 01/17/2012

The country code and number of your priority application, to be used for filing abroad under the Paris Convention, is US 61/583,940

Projected Publication Date: None, application is not eligible for pre-grant publication

Non-Publication Request: No

Early Publication Request: No

Title

Electronic Eyewear Comprising Docking Means For a Plurality of Application Devices

PROTECTING YOUR INVENTION OUTSIDE THE UNITED STATES

Since the rights granted by a U.S. patent extend only throughout the territory of the United States and have no effect in a foreign country, an inventor who wishes patent protection in another country must apply for a patent in a specific country or in regional patent offices. Applicants may wish to consider the filing of an international application under the Patent Cooperation Treaty (PCT). An international (PCT) application generally has the same effect as a regular national patent application in each PCT-member country. The PCT process simplifies the filing of patent applications on the same invention in member countries, but does not result in a grant of "an international

patent" and does not eliminate the need of applicants to file additional documents and fees in countries where patent protection is desired.

Almost every country has its own patent law, and a person desiring a patent in a particular country must make an application for patent in that country in accordance with its particular laws. Since the laws of many countries differ in various respects from the patent law of the United States, applicants are advised to seek guidance from specific foreign countries to ensure that patent rights are not lost prematurely.

Applicants also are advised that in the case of inventions made in the United States, the Director of the USPTO must issue a license before applicants can apply for a patent in a foreign country. The filing of a U.S. patent application serves as a request for a foreign filing license. The application's filing receipt contains further information and guidance as to the status of applicant's license for foreign filing.

Applicants may wish to consult the USPTO booklet, "General Information Concerning Patents" (specifically, the section entitled "Treaties and Foreign Patents") for more information on timeframes and deadlines for filing foreign patent applications. The guide is available either by contacting the USPTO Contact Center at 800-786-9199, or it can be viewed on the USPTO website at <http://www.uspto.gov/web/offices/pac/doc/general/index.html>.

For information on preventing theft of your intellectual property (patents, trademarks and copyrights), you may wish to consult the U.S. Government website, <http://www.stopfakes.gov>. Part of a Department of Commerce initiative, this website includes self-help "toolkits" giving innovators guidance on how to protect intellectual property in specific countries such as China, Korea and Mexico. For questions regarding patent enforcement issues, applicants may call the U.S. Government hotline at 1-866-999-HALT (1-866-999-4158).

LICENSE FOR FOREIGN FILING UNDER

Title 35, United States Code, Section 184

Title 37, Code of Federal Regulations, 5.11 & 5.15

GRANTED

The applicant has been granted a license under 35 U.S.C. 184, if the phrase "IF REQUIRED, FOREIGN FILING LICENSE GRANTED" followed by a date appears on this form. Such licenses are issued in all applications where the conditions for issuance of a license have been met, regardless of whether or not a license may be required as set forth in 37 CFR 5.15. The scope and limitations of this license are set forth in 37 CFR 5.15(a) unless an earlier license has been issued under 37 CFR 5.15(b). The license is subject to revocation upon written notification. The date indicated is the effective date of the license, unless an earlier license of similar scope has been granted under 37 CFR 5.13 or 5.14.

This license is to be retained by the licensee and may be used at any time on or after the effective date thereof unless it is revoked. This license is automatically transferred to any related applications(s) filed under 37 CFR 1.53(d). This license is not retroactive.

The grant of a license does not in any way lessen the responsibility of a licensee for the security of the subject matter as imposed by any Government contract or the provisions of existing laws relating to espionage and the national security or the export of technical data. Licensees should apprise themselves of current regulations especially with respect to certain countries, of other agencies, particularly the Office of Defense Trade Controls, Department of State (with respect to Arms, Munitions and Implements of War (22 CFR 121-128)); the Bureau of Industry and

Security, Department of Commerce (15 CFR parts 730-774); the Office of Foreign Assets Control, Department of Treasury (31 CFR Parts 500+) and the Department of Energy.

NOT GRANTED

No license under 35 U.S.C. 184 has been granted at this time, if the phrase "IF REQUIRED, FOREIGN FILING LICENSE GRANTED" DOES NOT appear on this form. Applicant may still petition for a license under 37 CFR 5.12, if a license is desired before the expiration of 6 months from the filing date of the application. If 6 months has lapsed from the filing date of this application and the licensee has not received any indication of a secrecy order under 35 U.S.C. 181, the licensee may foreign file the application pursuant to 37 CFR 5.15(b).

SelectUSA


The United States represents the largest, most dynamic marketplace in the world and is an unparalleled location for business investment, innovation and commercialization of new technologies. The USA offers tremendous resources and advantages for those who invest and manufacture goods here. Through SelectUSA, our nation works to encourage, facilitate, and accelerate business investment. To learn more about why the USA is the best country in the world to develop technology, manufacture products, and grow your business, visit SelectUSA.gov.

Provisional Application for Patent Cover Sheet					
This is a request for filing a PROVISIONAL APPLICATION FOR PATENT under 37 CFR 1.53(c)					
Inventor(s)					
Inventor 1					<input type="button" value="Remove"/>
Given Name	Middle Name	Family Name	City	State	Country j
Ronald	D	Blum	Roanoke	VA	
Inventor 2					<input type="button" value="Remove"/>
Given Name	Middle Name	Family Name	City	State	Country j
Yongping		Wang	Philadelphia	PA	
Inventor 3					<input type="button" value="Remove"/>
Given Name	Middle Name	Family Name	City	State	Country j
Mark		Graham	Leesburg	VA	
Inventor 4					<input type="button" value="Remove"/>
Given Name	Middle Name	Family Name	City	State	Country j
William		Kokonaski	Gig Harbor	WA	
Inventor 5					<input type="button" value="Remove"/>
Given Name	Middle Name	Family Name	City	State	Country j
All Inventors Must Be Listed – Additional Inventor Information blocks may be generated within this form by selecting the Add button.					<input type="button" value="Add"/>
Title of Invention		Electronic Eyewear Comprising Docking Means For a Plurality of Application Devices			
Attorney Docket Number (if applicable)		P9933-USP213			
Correspondence Address					
Direct all correspondence to (select one):					
<input checked="" type="radio"/> The address corresponding to Customer Number			<input type="radio"/> Firm or Individual Name		
Customer Number		72162			

Under the Paperwork Reduction Act of 1995, no persons are required to respond to a collection of information unless it displays a valid OMB control number

The invention was made by an agency of the United States Government or under a contract with an agency of the United States Government.
<input checked="" type="radio"/> No.
<input type="radio"/> Yes, the name of the U.S. Government agency and the Government contract number are:

Under the Paperwork Reduction Act of 1995, no persons are required to respond to a collection of information unless it displays a valid OMB control number

Entity Status					
Applicant claims small entity status under 37 CFR 1.27					
<input type="radio"/> Yes, applicant qualifies for small entity status under 37 CFR 1.27 <input checked="" type="radio"/> No					
Warning					
Petitioner/applicant is cautioned to avoid submitting personal information in documents filed in a patent application that may contribute to identity theft. Personal information such as social security numbers, bank account numbers, or credit card numbers (other than a check or credit card authorization form PTO-2038 submitted for payment purposes) is never required by the USPTO to support a petition or an application. If this type of personal information is included in documents submitted to the USPTO, petitioners/applicants should consider redacting such personal information from the documents before submitting them to USPTO. Petitioner/applicant is advised that the record of a patent application is available to the public after publication of the application (unless a non-publication request in compliance with 37 CFR 1.213(a) is made in the application) or issuance of a patent. Furthermore, the record from an abandoned application may also be available to the public if the application is referenced in a published application or an issued patent (see 37 CFR 1.14). Checks and credit card authorization forms PTO-2038 submitted for payment purposes are not retained in the application file and therefore are not publicly available.					
Signature					
Please see 37 CFR 1.4(d) for the form of the signature.					
Signature				Date (YYYY-MM-DD)	2012-01-06
First Name	Evelyn	Last Name	Blake	Registration Number (If appropriate)	
This collection of information is required by 37 CFR 1.51. The information is required to obtain or retain a benefit by the public which is to file (and by the USPTO to process) an application. Confidentiality is governed by 35 U.S.C. 122 and 37 CFR 1.11 and 1.14. This collection is estimated to take 8 hours to complete, including gathering, preparing, and submitting the completed application form to the USPTO. Time will vary depending upon the individual case. Any comments on the amount of time you require to complete this form and/or suggestions for reducing this burden, should be sent to the Chief Information Officer, U.S. Patent and Trademark Office, U.S. Department of Commerce, P.O. Box 1450, Alexandria, VA 22313-1450. DO NOT SEND FEES OR COMPLETED FORMS TO THIS ADDRESS. This form can only be used when in conjunction with EFS-Web. If this form is mailed to the USPTO, it may cause delays in handling the provisional application.					

Privacy Act Statement

The Privacy Act of 1974 (P.L. 93-579) requires that you be given certain information in connection with your submission of the attached form related to a patent application or patent. Accordingly, pursuant to the requirements of the Act, please be advised that : (1) the general authority for the collection of this information is 35 U.S.C. 2(b)(2); (2) furnishing of the information solicited is voluntary; and (3) the principal purpose for which the information is used by the U.S. Patent and Trademark Office is to process and/or examine your submission related to a patent application or patent. If you do not furnish the requested information, the U.S. Patent and Trademark Office may not be able to process and/or examine your submission, which may result in termination of proceedings or abandonment of the application or expiration of the patent.

The information provided by you in this form will be subject to the following routine uses:

1. The information on this form will be treated confidentially to the extent allowed under the Freedom of Information Act (5 U.S.C. 552) and the Privacy Act (5 U.S.C. 552a). Records from this system of records may be disclosed to the Department of Justice to determine whether disclosure of these records is required by the Freedom of Information Act.
2. A record from this system of records may be disclosed, as a routine use, in the course of presenting evidence to a court, magistrate, or administrative tribunal, including disclosures to opposing counsel in the course of settlement negotiations.
3. A record in this system of records may be disclosed, as a routine use, to a Member of Congress submitting a request involving an individual, to whom the record pertains, when the individual has requested assistance from the Member with respect to the subject matter of the record.
4. A record in this system of records may be disclosed, as a routine use, to a contractor of the Agency having need for the information in order to perform a contract. Recipients of information shall be required to comply with the requirements of the Privacy Act of 1974, as amended, pursuant to 5 U.S.C. 552a(m).
5. A record related to an International Application filed under the Patent Cooperation Treaty in this system of records may be disclosed, as a routine use, to the International Bureau of the World Intellectual Property Organization, pursuant to the Patent Cooperation Treaty.
6. A record in this system of records may be disclosed, as a routine use, to a n other federal agency for purposes of National Security review (35 U.S.C. 181) and for review pursuant to the Atomic Energy Act (42 U.S.C. 218(c)).
7. A record from this system of records may be disclosed, as a routine use, to the Administrator, General Services, or his/her designee, during an inspection of records conducted by GSA as part of that agency's responsibility to recommend improvements in records management practices and programs, under authority of 44 U.S.C. 2904 and 2906. Such disclosure shall be made in accordance with the GSA regulations governing inspection of records for this purpose, and any other relevant (i.e., GSA or Commerce) directive. Such disclosure shall not be used to make determinations about individuals.
8. A record from this system of records may be disclosed, as a routine use, to the public after either publication of the application pursuant to 35 U.S.C. 122(b) or issuance of a patent pursuant to 35 U.S.C. 151. Further, a record may be disclosed, subject to the limitations of 37 CFR 1.14, as a routine use, to the public if the record was filed in an application which became abandoned or in which the proceedings were terminated and which application is referenced by either a published application, an application open to public inspection or an issued patent.
9. A record from this system of records may be disclosed, as a routine use, to a Federal, State, or local law enforcement agency, if the USPTO becomes aware of a violation or potential violation of law or regulation.

**Electronic Eyewear Comprising Docking Means
For a Plurality of Application Devices
1/06/12**

Inventors: Ron Blum, Yongping Wang, Mark Graham, Bill Kokonaski

Priority Application: This provisional patent application claims priority back to US patent application 13/085,562 of which provisional 61/323,406 was filed April 13, 2010.

Background of the Invention:

Presently commercial eyewear comprising electronics are limited to one application in addition to the conventional eyeglass lenses housed within said eyewear. By way of example only, there are commercially available electronic focusing eyeglasses, commercially available eyeglasses with a built in MP3 player, commercially available eyeglasses with video for occupation purposes, and soon commercially available eyeglasses with a built in camera. However, with the exception of inventor's patent application 13/085,562 the prior art teaches eyeglasses capable of one or more applications, but in all cases the applications are built into the eyeglasses or if attached to the eyeglass frames do so such that only one application device at a time is available in addition to the standard lenses housed by the eyeglass frames. Inventor's prior patent application 13/085,562 teaches the front of eyewear being used as a docking station for applying a clip on means which can house various application devices. The application devices receive at least some of their electrical power needed to drive the application devices. While patent application 13/085,562 teaches a means of applying (one at a time) a plurality of application devices to eyewear the means of doing so causes the lenses to look thick, adds weight to the front of the eyewear, and distracts from the aesthetics of the eyewear.

Today there are so many electronic devices each capable of providing an occupational benefit or personal benefit for the user. These electronic devices have been in many cases miniaturized. The world we live in 2011 is a very high paced world whereby being able to provide benefits to the user in a hands free manner is very efficient and beneficial. However, if one wants to purchase "fashionable" eyewear capable of being used for a plurality of functions beyond correcting the refractive error of the wearer and / or providing a tinted means to make the wearer's eyes more comfortable such eyewear does not exist. Needless to say there is a need for a single pair of fashionable eyewear capable of a utilizing one or more of a multitude of different application devices while the wearer is wearing the eyewear.

Summary of the invention:

The invention disclosed herein is that of an electronic eyewear system to be worn by a wearer, whereby said electronic eyewear system comprises a means of securing said eyewear to the head of a wearer, an eyewear front, a docketing station which is part of said eyewear, a plurality of application devices which each can fit into said docking station and

are utilized one or more at a time while said eyewear is being worn by a wearer. The invention disclosed herein allows for the eyewear to remain fashionable and does not distract from the cosmetic design of the eyewear. Furthermore the invention disclosed herein provides additional weight of one or more application devices to be distributed in a comfortable manner when worn by the wearer.

The electronic eyewear system allows for the wearer of the eyewear to utilize any one or a plurality of different application devices once docked in the eyewear docking system such as, by way of example only, one or more of the group of camera, MP3 player, display, projector, hearing aid, fall detector, alertness monitor, pedometer, pulse detector, cell phone, audio system, communication system, video system, music system, CO2 detector, poor air quality alert device, bad breath detector, thermometer, refractive error measurement device, GPS system, virtual reality system, gaming system, eye tracking device, pupil monitor device, sensor, smoke detector, pill reminder, medication reminder, speaker, light, laser. The term application device as used herein to be any device when added to the inventive eyewear that provides one of an improvement, pleasure, or a benefit to or for a wearer of the eyewear. It should be pointed out that each of the above applications devices presently exist in one form or another. Those skilled in the art can readily miniaturize and design them for the purposes of being utilized with the invention disclosed herein. The application device can also be referred to as an application device module or an application module.

The inventive eyewear can comprise one or more of a vibrating means, energy or power source, microphone, speaker, sensor, docking station, memory down load mean, memory up load means, memory storage means, microprocessor.

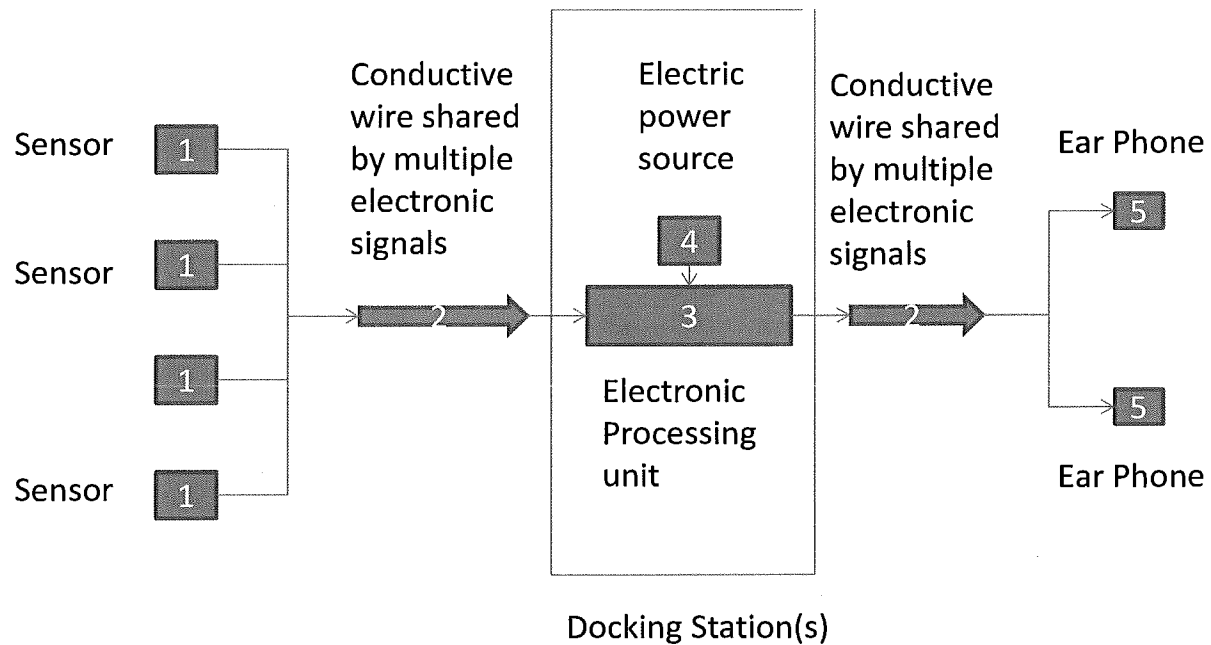
The securing means of the inventive eyewear can be that of a strap, a temple, or temples that secure the eyewear to the head of the wearer. The inventive eyewear can be, by way of example only, one of goggles, dress eyeglasses, occupational eyeglasses, shooting eyeglasses, safety eyeglasses, sunglasses. The eyeglasses can comprise any prescription optical power lens including a plano optical power. The lenses can be of a dynamic focus such as by way of example only, electronic, fluid, mechanical, membrane or of a conventional static focus (meaning after fabrication the lens cannot alter its optical power). The sunglasses can be those of any tint such as,, by way of example only, photochromic, electro-chromic and solid fixed tints.

The inventive docking system disclosed herein, (of the inventive eyewear also disclosed herein), can be integral with said eyewear, attached to said eyewear, partially or fully housed within said eyewear. The docking station can be located to the inside back of the frame or eyewear front, the outside of one of the temples or the inside of one of the temples. The docking station acts to secure a plurality of different application devices (one

at a time or more than one at a time) to the eyewear and in some, but not all, cases provides one or more of electrical power, additional electrical power, memory down load capability, and memory upload capability. The eyewear's docking station provides the ability for one, two, three or more application devices to be docked simultaneously so as to provide the wearer with an optimal and most efficient hands free experience while wearing his or her inventive eyewear. The docking station is located such that when an application device module (which comprises a docking means) is docked a universal cable comprising audio, video, power and a microphone (mic) can be easily attached or connected to the application device module. The universal cable is housed within the temple and attached directly or indirectly to one or more of a memory storage means, power means, sensor and microprocessor.

In addition, in most but not all cases one docking station is provided with the inventive eyewear. But in certain other embodiments two docking stations are provided. In one preferred embodiment of the invention the right temple is utilized for housing an electronic module which controls or alters the optics and / or tint of the eyewear's lenses and a docking station located one of; on, partially in or fully embedded within the left temple. In another preferred embodiment of the invention the left temple is utilized for housing an electronic module which controls or alters the optics and / or tint of the eyewear's lenses and a docking station located one of; on, partially in or fully embedded within the right temple. In yet another embodiment two docking stations are provided such that, by way of example only, one can be located with the right temple and one located with the left temple. By way of example only, one example of such eyewear utilizing two docking stations is the use of two cameras; one located in each docking station for the purposes of providing 3D photos, or video. In certain cases when two cameras are utilized a prism lens or lenses may associated such to spread out the horizontal distance angle of the object which the camera are taking a picture of. Another example only, would be the use of two docking stations, one on each temple to provide attachable, detachable hearing aids. And still another example only, would be the use of two docking stations to provide attachable, detachable speakers which could then be adjusted to be positioned in or near each of the wearer's ears. The speakers can be those of ear-buds and can be spring loaded retractable and / or extendable.

The inventive docking means allows for one or two hearing aids to be used by the wearer. In certain embodiments one hearing aid application device module drives two ear-buds or speakers (one in each end of the temple). In another embodiment two hearing aid application device modules each drive one ear-bud or speaker thus both are provided for the wearer but each ear-bud or speaker is driven by one hearing aid application device module. See illustrations



Block 1 represents an acoustic wave sensor. One or more acoustic wave sensors (1) are attached to or embedded in the several locations of the frame, left and right temples in order to collect acoustic signals from different directions. The sensor(s)(1) can convert the said acoustic signal from environment into a digital or analogue data signal which can be processed by an electronic processing unit (3). Multiple acoustic sensors can collect more environment sound information from different distances and directions, and allow the electronic processing unit to improve the quality of the sound heard by user. These sensors can be placed in different locations in the front of the eyeglass frame near the temples and nose-bridge.

Block 2 represents a conductive wire. The said digital or analogue data signals will be sent to the electronic processing unit through the conductive wires (2) which can be attached to or embedded in the frame and/or temple. The conductive wires (2) can also be the parts of the frame and/or temples. These wires can provide drive signals to the speakers or ear buds or to the lenses. Signals can be separated by high pass filters, low pass filters, or a combination thereof.

Block 4 represents a power source which provides drive power for an electronic processing unit. Block 4 can be one or more one-time use batteries, rechargeable batteries, solar batteries, or other means which can generate electric power.

Block 5 represents earphone. One or two earphones (5) can be attached or embedded to the one or both eyeglass temples. The electronic processing unit will process the said digital or analogue signals and generate filtered, amplified analog signals which will be sent to earphone(s) (5). Two earphones can provide stereo sound to user.

The conductive wire(s)(2) can be shared by multiple electronic signals, such as lens drive signals, the digital or analogue signal from the sensors(1), and output signals from the electronic processing unit (3) to the earphones (5), after those signals will coded or modulated in space or frequency domain. Said signals may be separated by various filter means to make sure acoustic signals do not affect the electro-active lenses and that drive signals to the electro-active lenses do not affect the earphones.

The electronic processing unit (3) and power source(4) can be enclosed in one or two docking stations.

The Electronic processing unit (3) enclosed in the docking station can be programmed in order to adjust the sound quality and meet the different demands from different customers.

For clarity the eyewear's docking station is capable of receiving one or more application devices specifically designed to be received by said docking station. In certain cases these application devices comprise their own electrical power required to operate independently of the eyewear's docking station and in other cases one or more of these application devices will not operate properly when not docked within the eyewear's docking means. It should be pointed out that the inventive docking station disclosed herein is associated and located with the inventive eyewear itself and is not intended to be a docking station which the eyewear itself could be docked to download information, data, or photos to by way of example only, to that of a computer, or to become recharged, or to have the eyewear's software upgraded from a docking station to which the eyewear is docked.

Further, in most cases each application device has either a similar or identical docking means that fits and provides one or more of the appropriate connectivity (electrical, audio, video, memory) within the eyewear's docking station. However, in certain other cases the docking means located on or near the end of the application device can be of a different design but will still allow for docking and connecting within the eyewear's docking station. For clarity the term "docking means" as used herein is that of the architecture / engineering design which allows for the application device to be attached / connected to the docking station. The "docking station" is the station which receives the docking means of an application device.

The lenses housed within the inventive eyewear can be, by way of example only, capable of dynamic focus, static focus, and tints such as but not limited to, electrochromic, photochromic, thermochromic and conventional non-changeable tints. The dynamic focus lenses can be by way of example only, electro-active, membrane, fluid, mechanical, electronic, gas lenses.

The eyewear can comprise a power source which can be, by way of example, one of a rechargeable battery, disposable battery, fuel cell, solar cell, kinetic energy source. The

eyewear can comprise an electronic module which is integrated into the eyewear or temple such that the electronic module can comprise one or more of memory storage, electrical power, sensor, microprocessor. The electronic module can be connected to the universal cable which is illustrated in the attached.

It should be pointed out the docking means, docking station, universal cable, electronic module, temple configuration, are not shown to be the exclusive embodiment of the invention. On the contrary any means applicable which enable / allow an electronic eyewear system to be worn by a wearer, whereby said electronic eyewear system comprises a means of securing said eyewear to the head of a wearer, an eyewear front, a docking station which is part of said eyewear, a plurality of application devices which each can fit into said docking station and are utilized one or more at a time while said eyewear is being worn by a wearer is considered to be within the scope of the invention disclosed herein.

Details of the invention and Illustrations:

In a first embodiment of the invention a docking station is located on the inside front 1/3 of left temple: (See Illustration # 1)

In a second embodiment of the invention a docking station is located partially within the inside front 1/3 of left temple: (See Illustration # 2)

In a third embodiment of the invention a docking station is located on the inside front 1/3 of right temple: (See Illustration # 3)

In a fourth embodiment of the invention a docking station is located partially within the inside front 1/3 of right temple: (See Illustration # 4)

In a fifth embodiment of the invention a docking station is located partially within the inside front 1/3 of the left and right temple: (See Illustration # 5)

In a sixth embodiment of the invention a docking station is located partially within the inside front 1/3 of left temple: (See Illustration # 6)

In a seventh embodiment of the invention the docking station is an electronic track that is located within the majority of the length of the inside of the right temple: (See Illustration # 7)

In an eight embodiment of the invention the docking station is an electronic track that is located within the majority of the length of the inside of the right temple: (See Illustration # 8)

In a ninth embodiment of the invention the end piece of the temple located mostly behind the ear of the wearer comprises a pivotal / rotational, attachable / re-attachable, part that comprises fuel cell: (See illustration #9)

In a tenth embodiment of the invention the end piece of the temple located mostly behind the ear of the wearer comprises a pivotal / rotational, attachable / re-attachable, part that comprises memory storage: (See illustration #10)

In an eleventh embodiment of the invention the end piece of the temple located mostly behind the ear of the wearer comprises a pivotal / rotational, attachable / re-attachable, part that comprises a rechargeable battery and memory storage: (See illustration #11)

In a twelfth embodiment of the invention one camera is docked within the docking station of the left temple: (See illustration #12)

In a thirteenth embodiment of the invention two cameras are docked, one on the right docking station of the right temple and one on the left docking station of the left temple: (See illustration #13)

In a fourteenth embodiment of the invention one MP3 is docked within the docking station of the left temple: (See illustration #14)

In a fifteenth "A" embodiment of the invention two MP3 are docked, one on the right docking station of the right temple and one on the left docking station of the left temple: (See illustration #15A)

In a fifteenth "B" embodiment of the invention one MP3 drives two speakers and is docked in a docking station of the left temple (See illustration #15B)

In a sixteenth embodiment of the invention one hearing aid is docked within the docking station of the left temple: (See illustration #16)

In a seventh "A" embodiment of the invention two hearing aids are docked, one on the right docking station of the right temple and one on the left docking station of the left temple: (See illustration #17A)

In a seventh "B" embodiment of the invention one hearing aid is driving two speakers and is docked in a docking station of the left temple: (See illustration #17 B)

In an eighteenth embodiment of the invention, one example only, of an appropriate docking means (which fits into the eyewear's docking station) is located on a side of an application device (See illustration #18)

In a nineteenth embodiment of the invention, a view of a sliding door exposing the universal cable is shown. The universal cable can be readily pulled from its housing while still attached / connected the electronic module housed in the temple and then attached / connected to an application device prior to docking. (See illustration #19)

In a twentieth embodiment of the invention, a spring enabled retractable / extendable ear bud is shown in at the end of the left temple (See illustration #20)

In a twenty first embodiment of the invention, a spring enabled retractable / extendable ear bud is shown in at the end of the right temple (See illustration #21)

What is Claimed?

Claim #1) An electronic eyewear system to be worn by a wearer, whereby said electronic eyewear system comprises a means of securing said eyewear to the head of a wearer, an eyewear front, a docketing station which is part of said eyewear, a plurality of application devices which each can fit into said docking station and are utilized one or more at a time while said eyewear is being worn by a wearer.

Claim #2) The securing means of claim #1, whereby said securing means is an eyewear temple

Claim #3) The eyewear front of claim #1, whereby said front houses one of a prescription lens, non-prescription lens.

Claim #4) The electronic eyewear of claim #1, whereby said eyewear comprises a memory storage means

Claim #5) The electronic eyewear of claim #1, whereby said eyewear comprises a download means

Claim #6) The electronic eyewear of claim #1, whereby said eyewear comprises an upload means

Claim #7) The electronic eyewear of claim #1, whereby said eyewear comprises a power source

Claim #8) The electronic eyewear of claim #1, whereby said eyewear comprises a microphone

Claim #9) The electronic eyewear of claim #1, whereby said eyewear comprises a speaker

Claim #10) The electronic eyewear of claim #1, whereby said eyewear comprises a vibrating means

Claim #11) The electronic eyewear of claim #1, whereby said eyewear comprises a microprocessor

Claim #12) The docking station of claim #1, whereby said docking station comprises electrical conductivity

Claim #13) The docking station of claim #1, whereby said docking station comprises an electrical track

Claim #14) The docking station of claim #1, whereby said docking station comprises a data connection

Claim #15) The docking station of claim #1, whereby said docking station comprises a audio connection

Claim #16) The docking station of claim #1, whereby said docking station comprises a video connection

Claim #17) The docking station of claim #1, whereby said docking station is associated with a temple

Claim #18) The docking station of claim #1, whereby said docking station is associated with the inside of said temple

Claim #19) The docking station of claim #1, whereby said docking station is associated with the outside of said temple

Claim #20) The docking station of claim #1, whereby said docking station is associated with the inside of the front of the eyewear

Claim #21) The docking station of claim #1, whereby said docking station is affixed to the temple

Claim #22) The docking station of claim #1, whereby said docking station is partially housed within said temple

Claim #23) The docking station of claim #1, whereby said docking station provides power to one of the plurality of application devices

Claim #24) The docking station of claim #1, whereby said docking station secures one of the plurality of application devices to said eyewear

Claim #25) The docking station of claim #1, whereby one application device can be docked within said docking station

Claim #26) The docking station of claim #1, whereby two application devices can be docked at the same time within said docking station

Claim #27) The docking station of claim #1, whereby three application devices can be docked at the same time within said docking station

Claim #28) The docking station of claim #1, whereby the eyewear comprises two docking stations

Claim #29) The docking station of claim #1, whereby the docking station converts a non-functioning application device into that of a functioning application device upon being docked to said docking station

Claim #30) The plurality of application devices of claim #1, whereby said application device is one or more of the group of; still photo camera, video camera, MP3 player, display, projector, hearing aid, fall detector, alertness monitor, pedometer, pulse detector, cell phone, audio system, communication system, video system, music system, audio system, CO2 detector, poor air quality alert device, bad breath detector, thermometer, refractive error measurement device, GPS system, virtual reality system, gaming system, eye tracking device, pupil monitor device, sensor, smoke detector, pill reminder, medication reminder, speaker, light, laser.

Claim #31) The lens of claim #3, whereby said lens is one of a dynamic focusing lens, static focusing lens, tinted lens, photochromic lens, electrochromic lens, thermochromic lens.

Claim #32) The memory storage means of claim #4, whereby said memory storage means is removable.

Claim #33) The memory storage means of claim #4, whereby said memory storage mean is not removable and said memory is transferred wirelessly.

Claim #34) The memory storage means of claim #4, whereby said memory storage means is not removable and said memory is transferred by way of a USB port.

Claim #35) The memory storage means of claim #4 whereby said memory storage means is not removable and said memory is transferred by a cable.

Claim #36) The power source of claim #7, whereby said power source is one of; a rechargeable battery, disposable battery, fuel cell, solar cell, kinetic energy source.

Claim #37) The eyewear of claim #1, whereby said eyewear is one of; goggles, dress eyeglasses, occupational eyeglasses, shooting eyeglasses, safety eyeglasses, sunglasses.

Claim #38) The temple of claim #2, whereby said temple comprises an end piece housing memory storage.

Claim #39) The temple of claim #2, whereby said temple comprises an end piece housing a power source.

Claim #40) The end piece of claim #38, whereby said end piece is removable.

Claim #41) The end piece of claim #39, whereby said end piece is removable.

Claim #42) The eyewear of claim #1, whereby said eyewear comprises two docking stations.

Claim #43) The two docking stations of claim #42, whereby said two docking stations each comprise one of a video camera, still photo camera.

Claim #44) The two docking stations of claim #42, whereby said two docking stations comprise one hearing aid in each.

Claim #45) The two docking stations of claim #42, whereby said two docking stations comprise one speaker in each.

Claim #46) The docking station of claim #1, whereby said docking station is located within the front 1/3 of the inside side of an eyewear temple.

Claim #47) The docking station of claim #1, whereby said docking station is located within the majority of the inside side of an eyewear temple.

Claim #48) The hearing aid of claim #30, wherein one hearing aid drives two speakers.

Claim #49) The MP3 player of claim #30, wherein one MP3 player drives two speakers.

Claim #50) The audio system of claim #30, wherein one audio system drives two speakers.

illustration #1

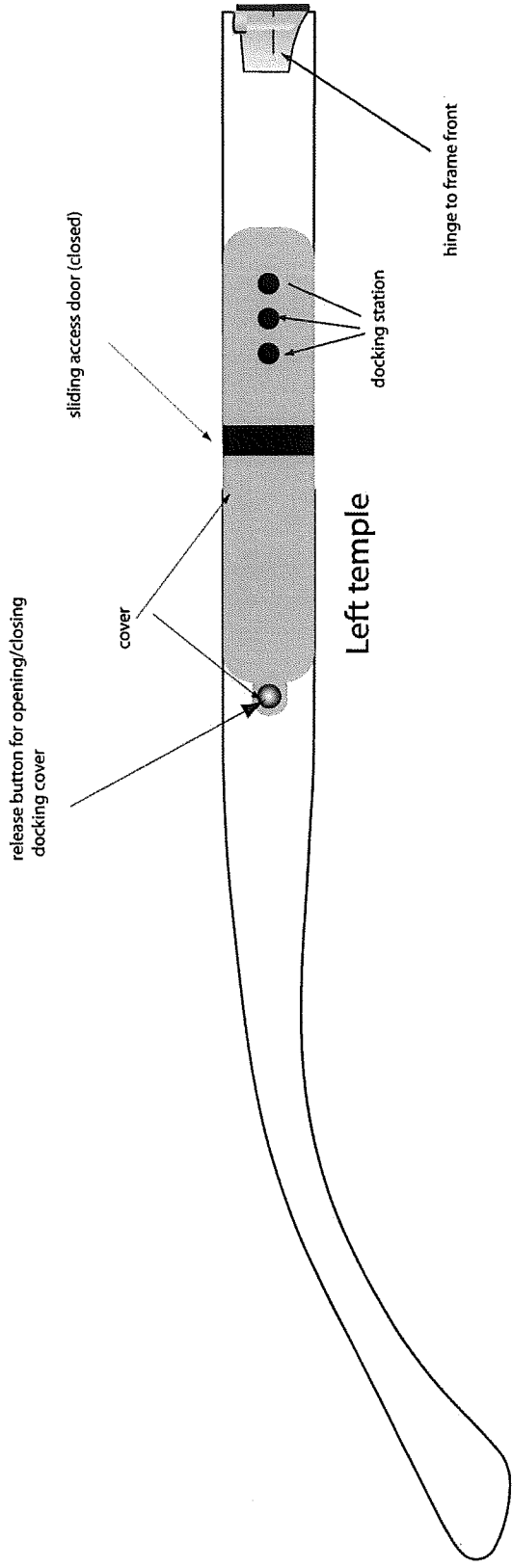


Illustration #2

top-down view

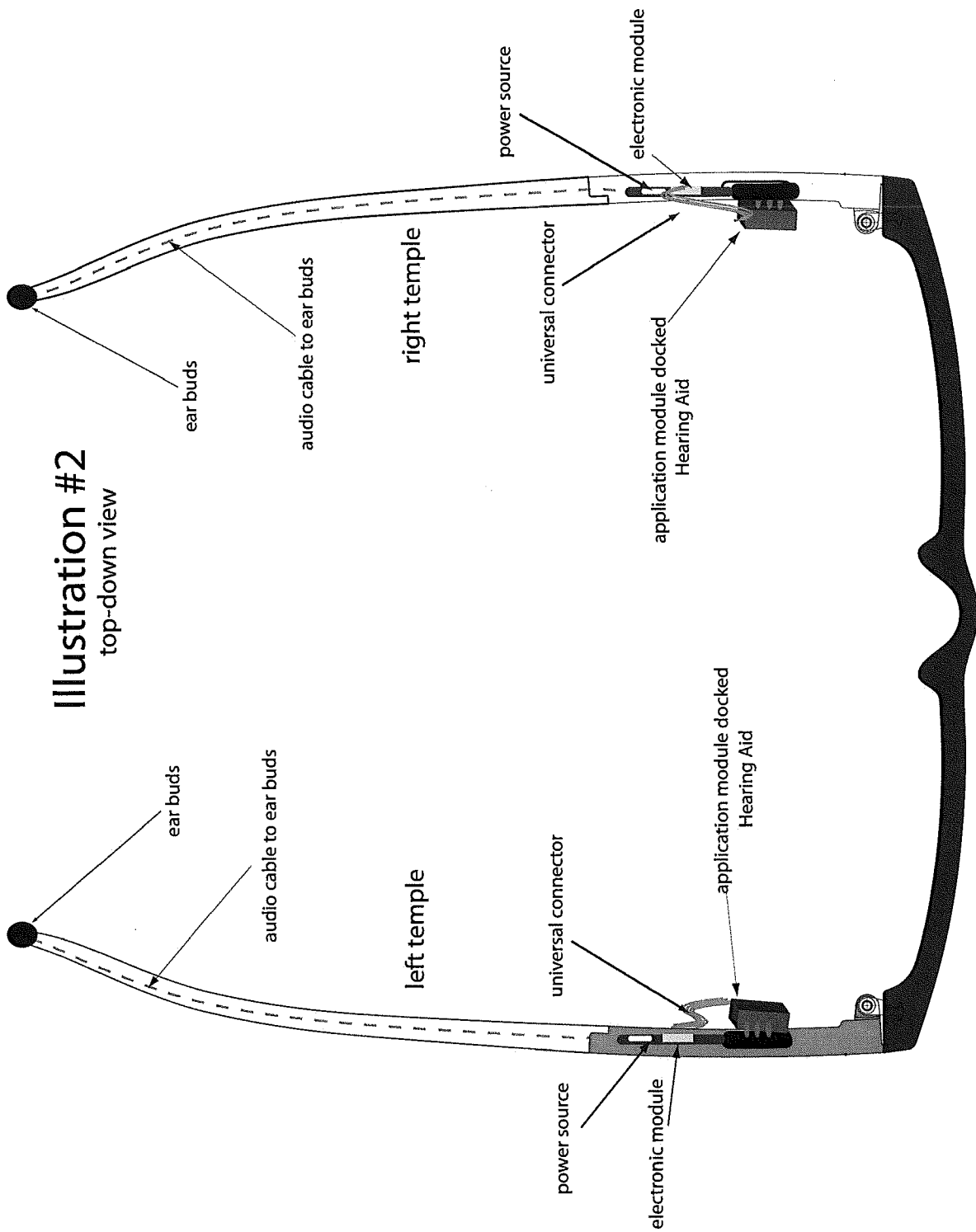


illustration #3

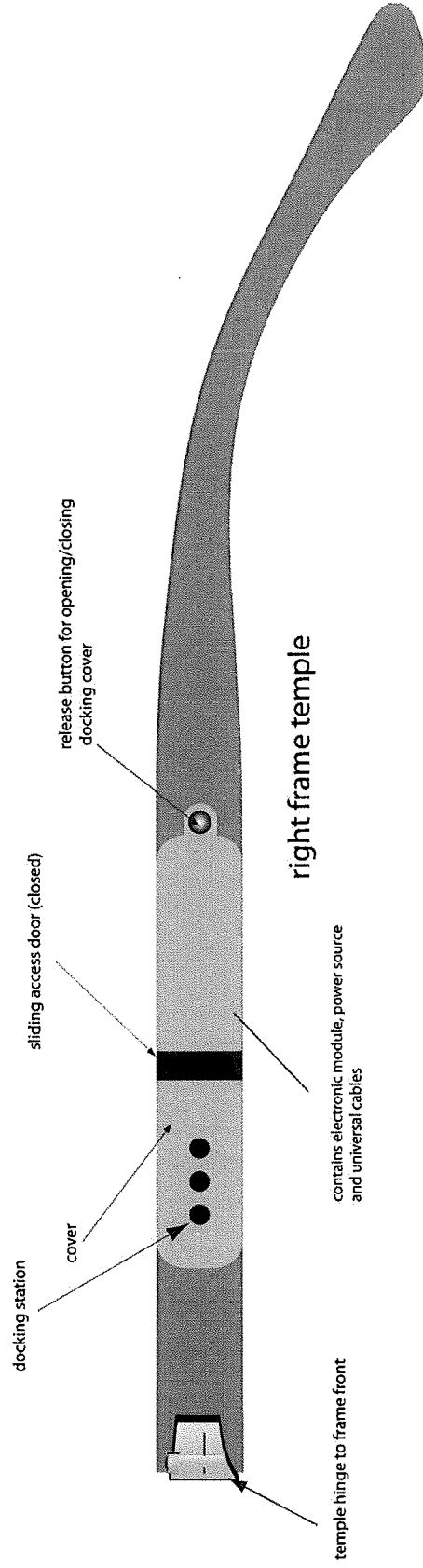


Illustration #4

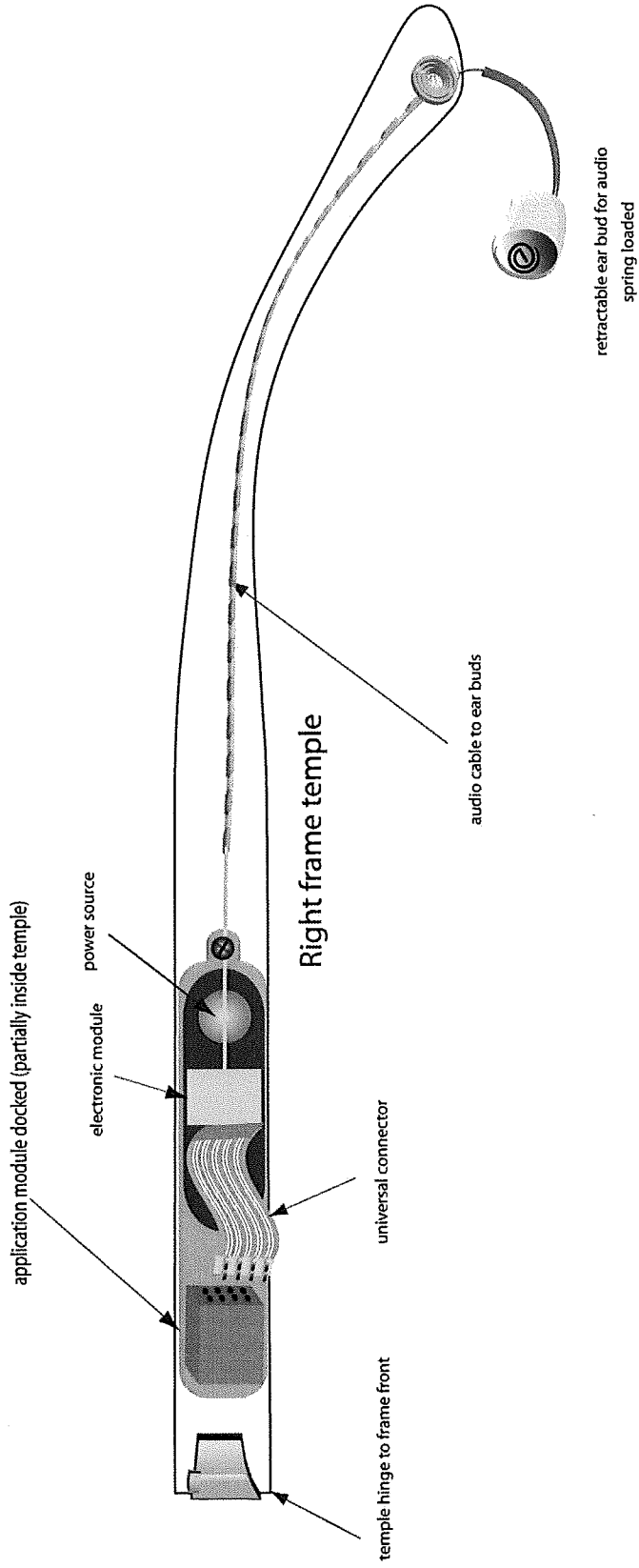


Illustration #5

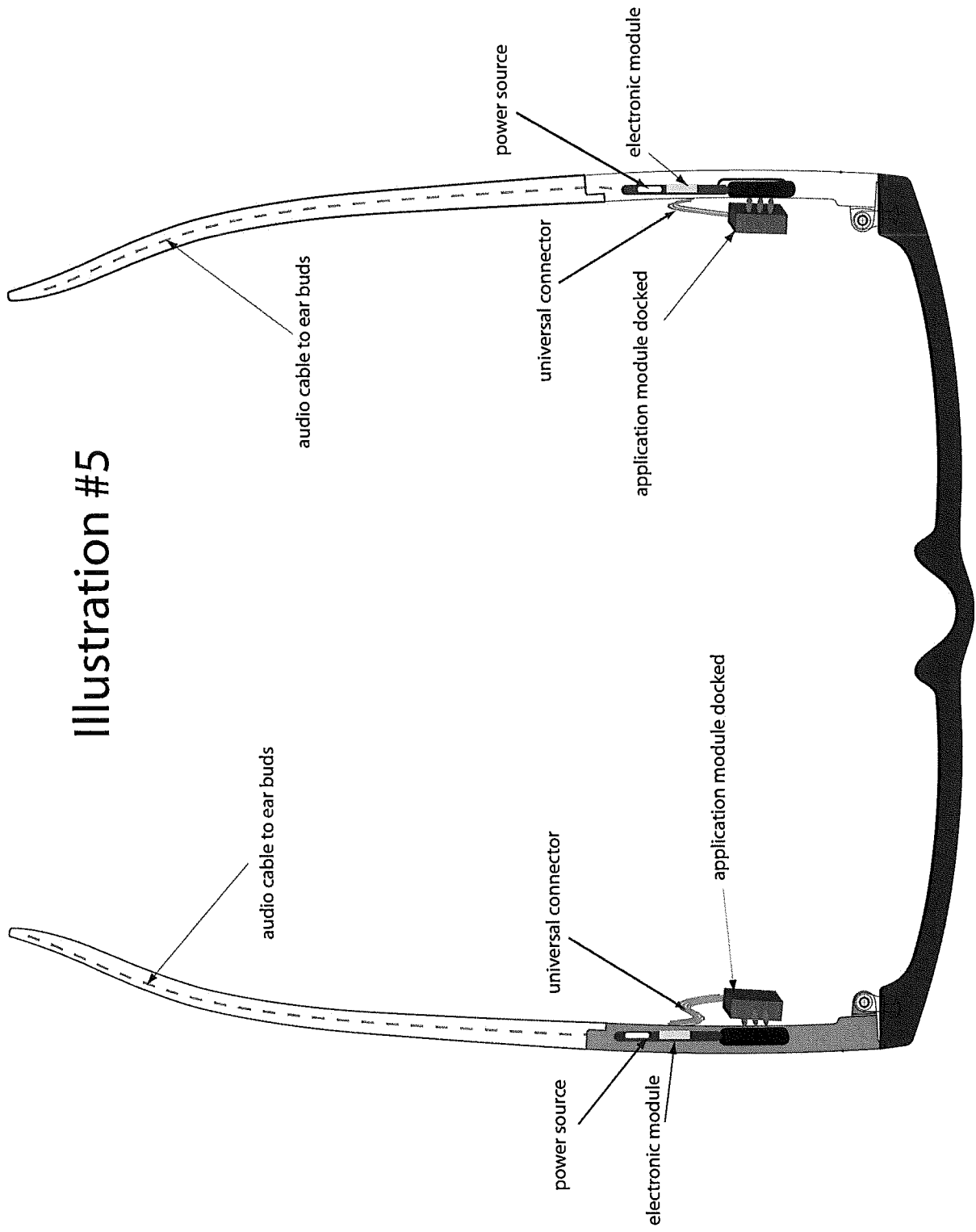


illustration #6

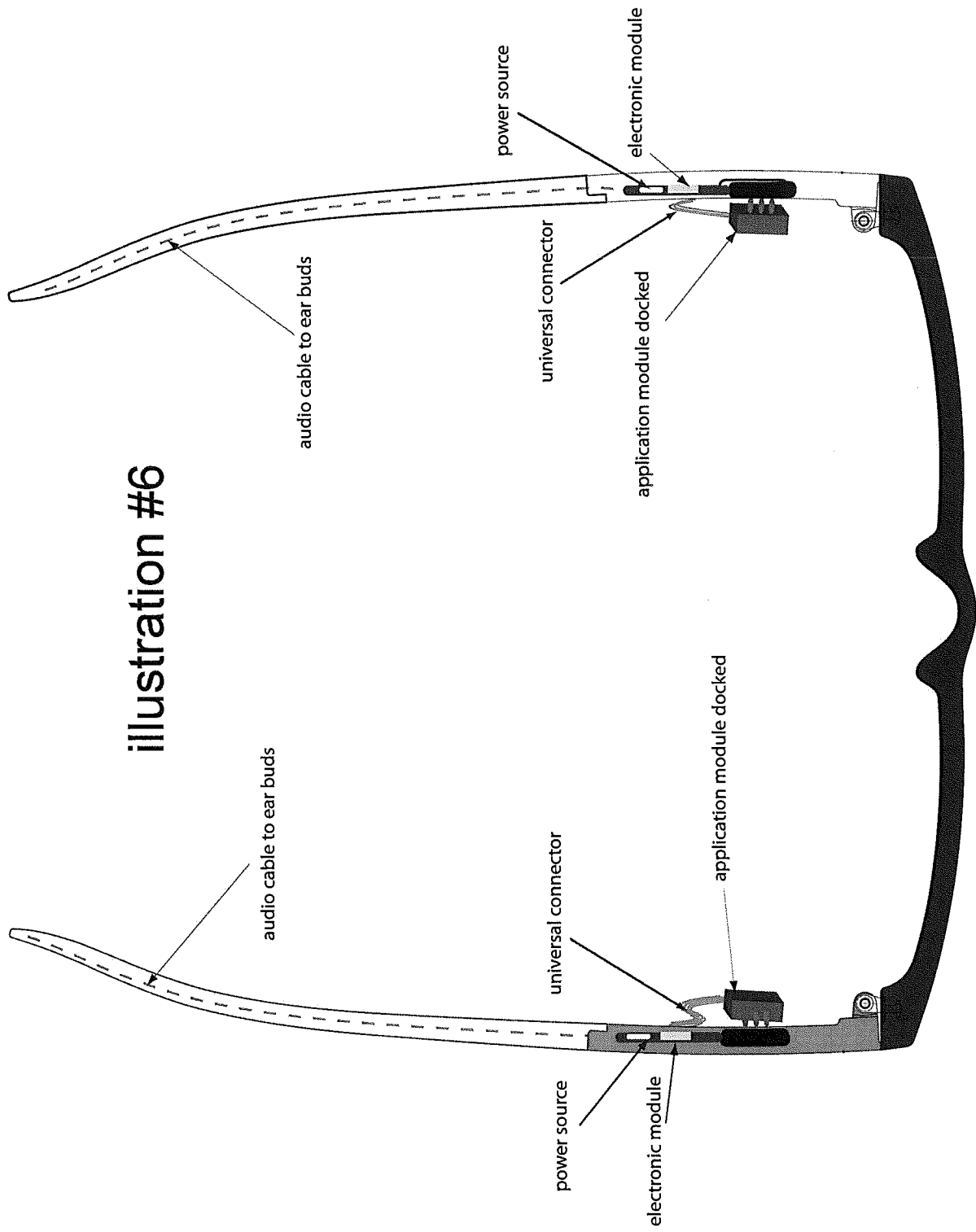



illustration #7

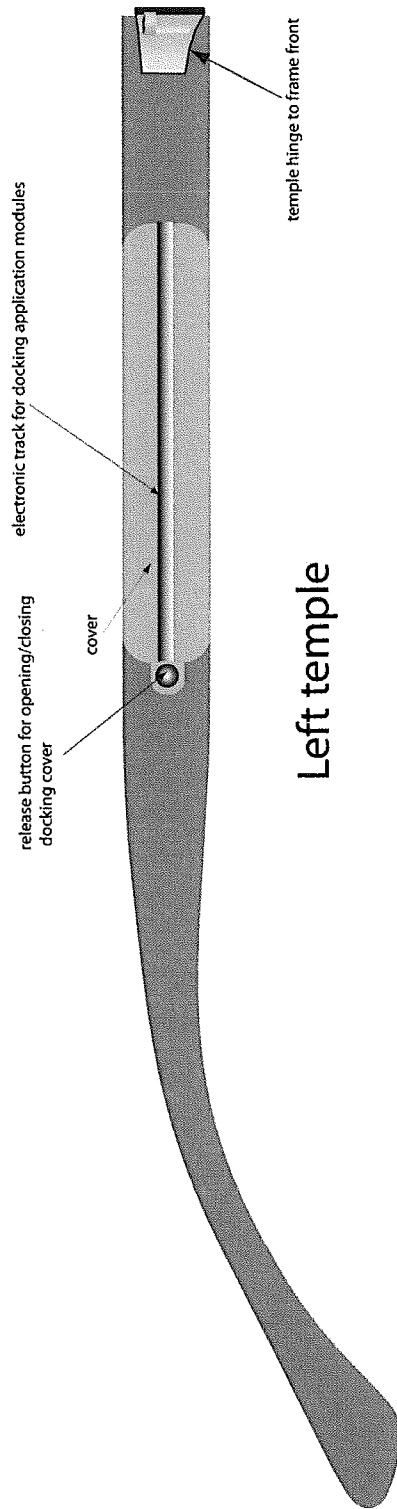
electronic track for docking application modules
release button for opening/closing
docking cover



right frame temple

temple hinge to frame front

Illustration #8



Left temple

Illustration #9

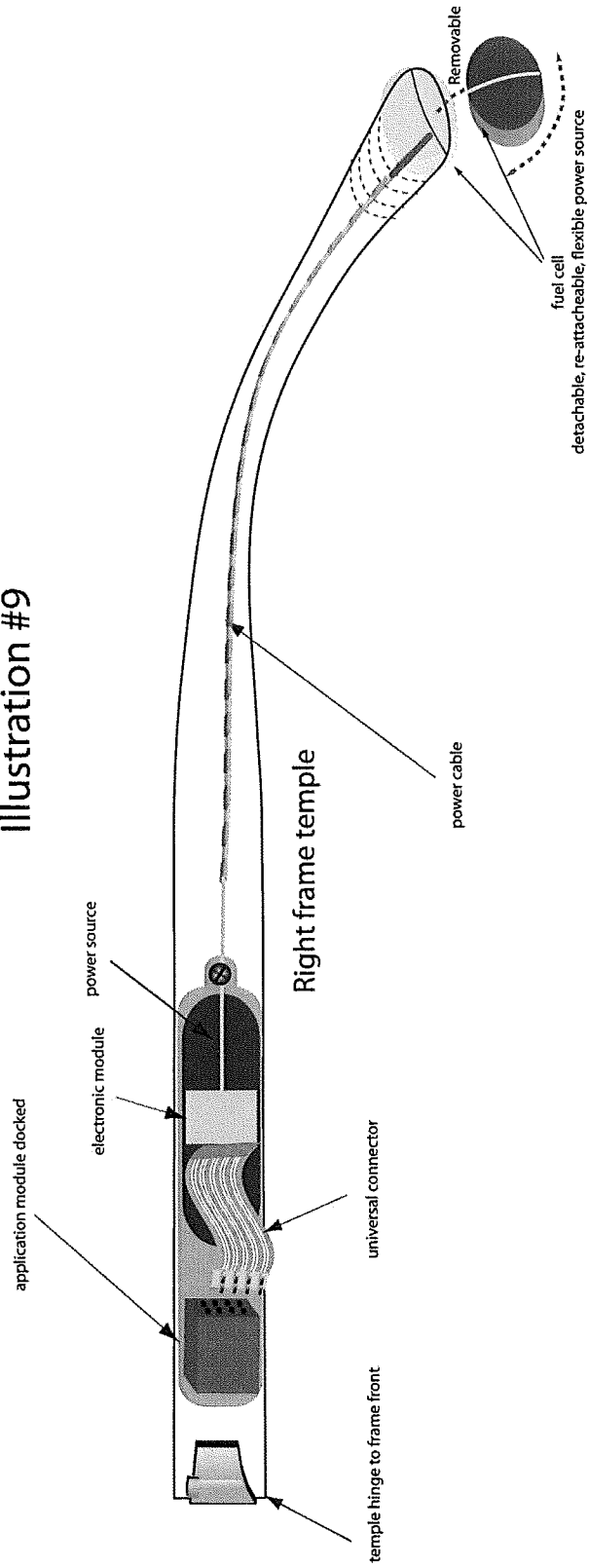


Illustration #10

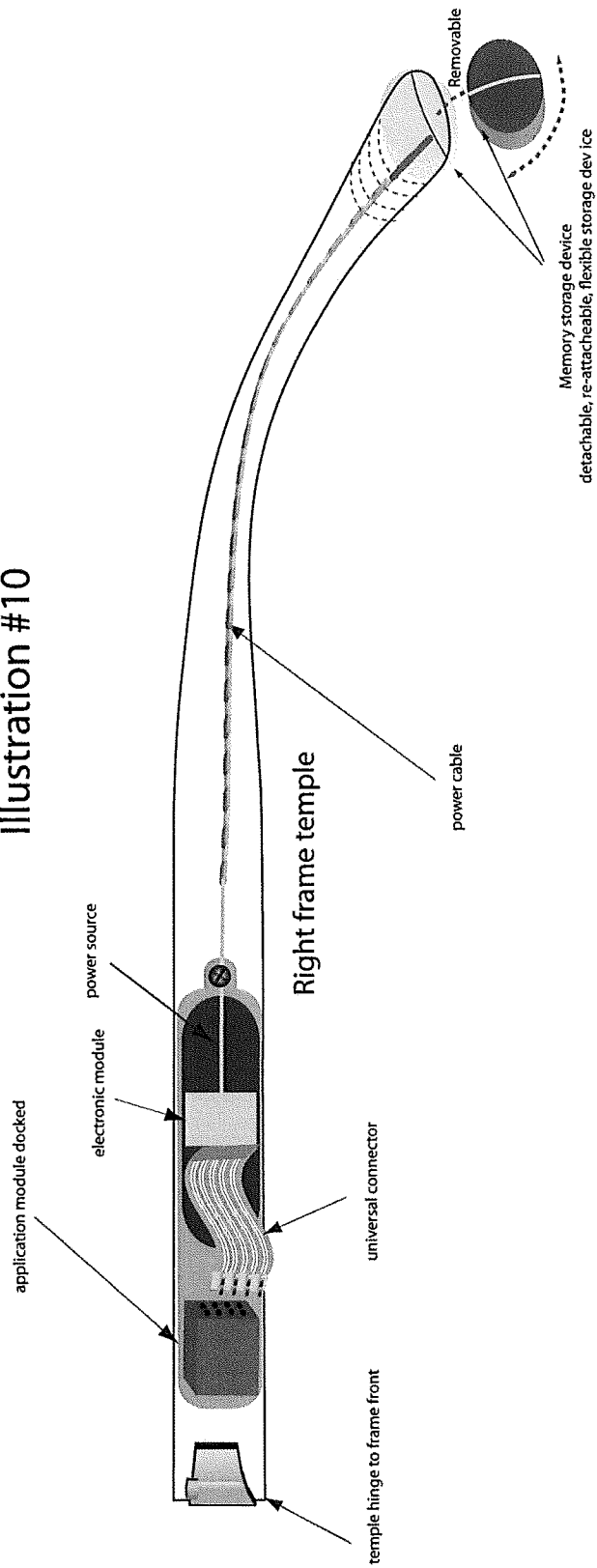


Illustration #11

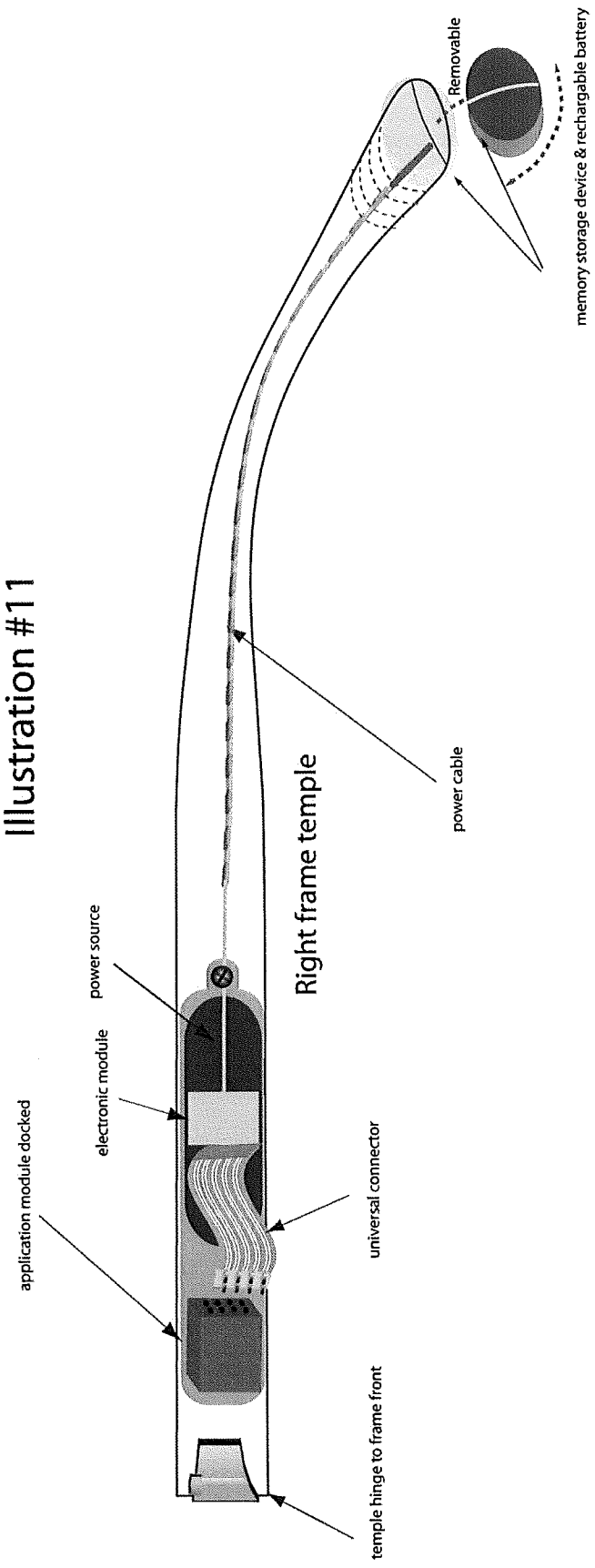


Illustration #12

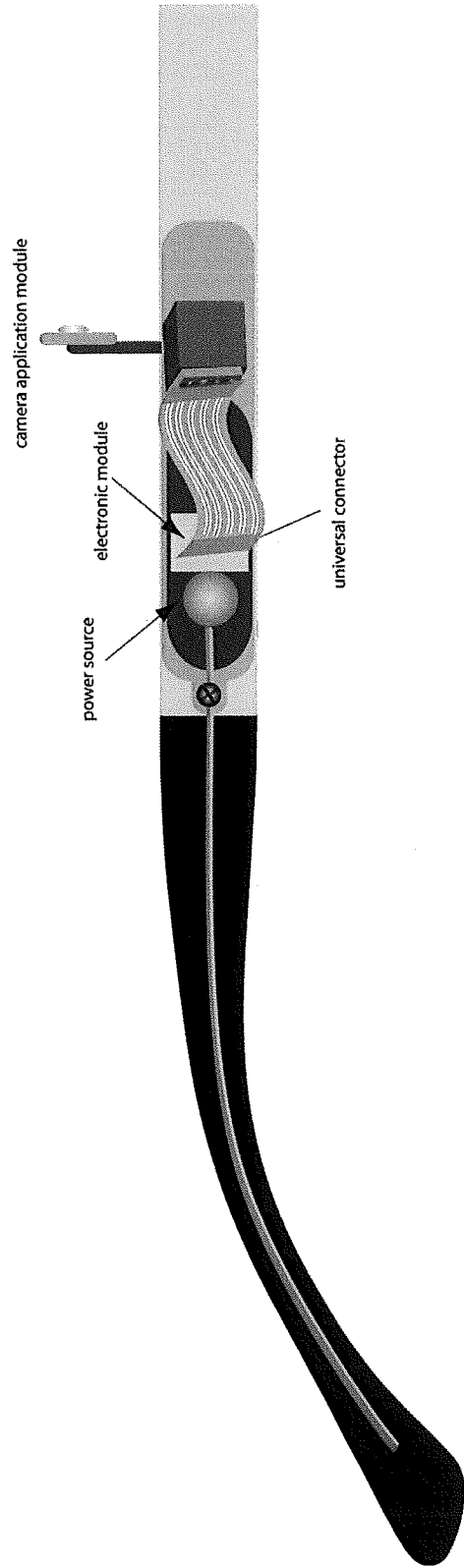


Illustration #13
top-down view

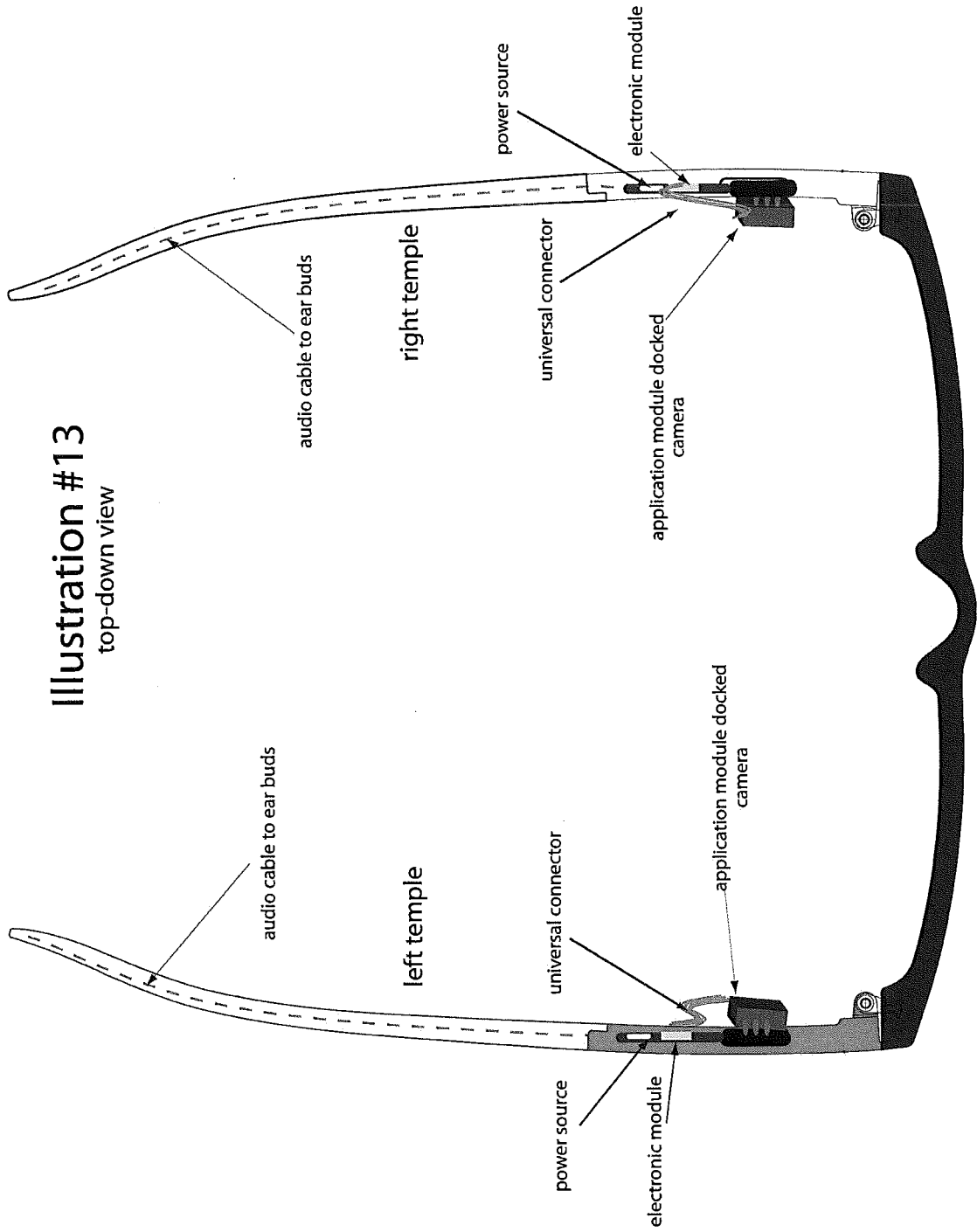


Illustration #14

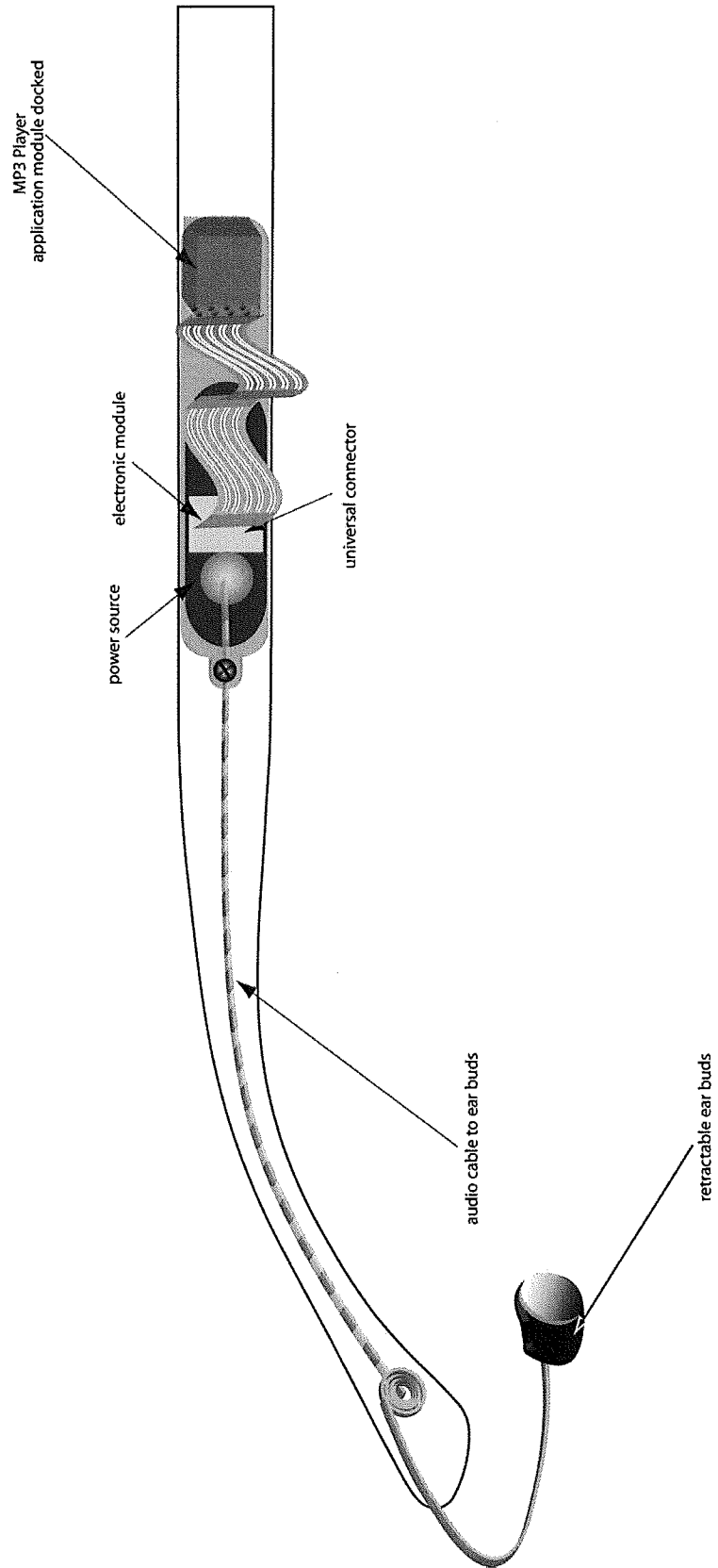


Illustration #15A

top-down view

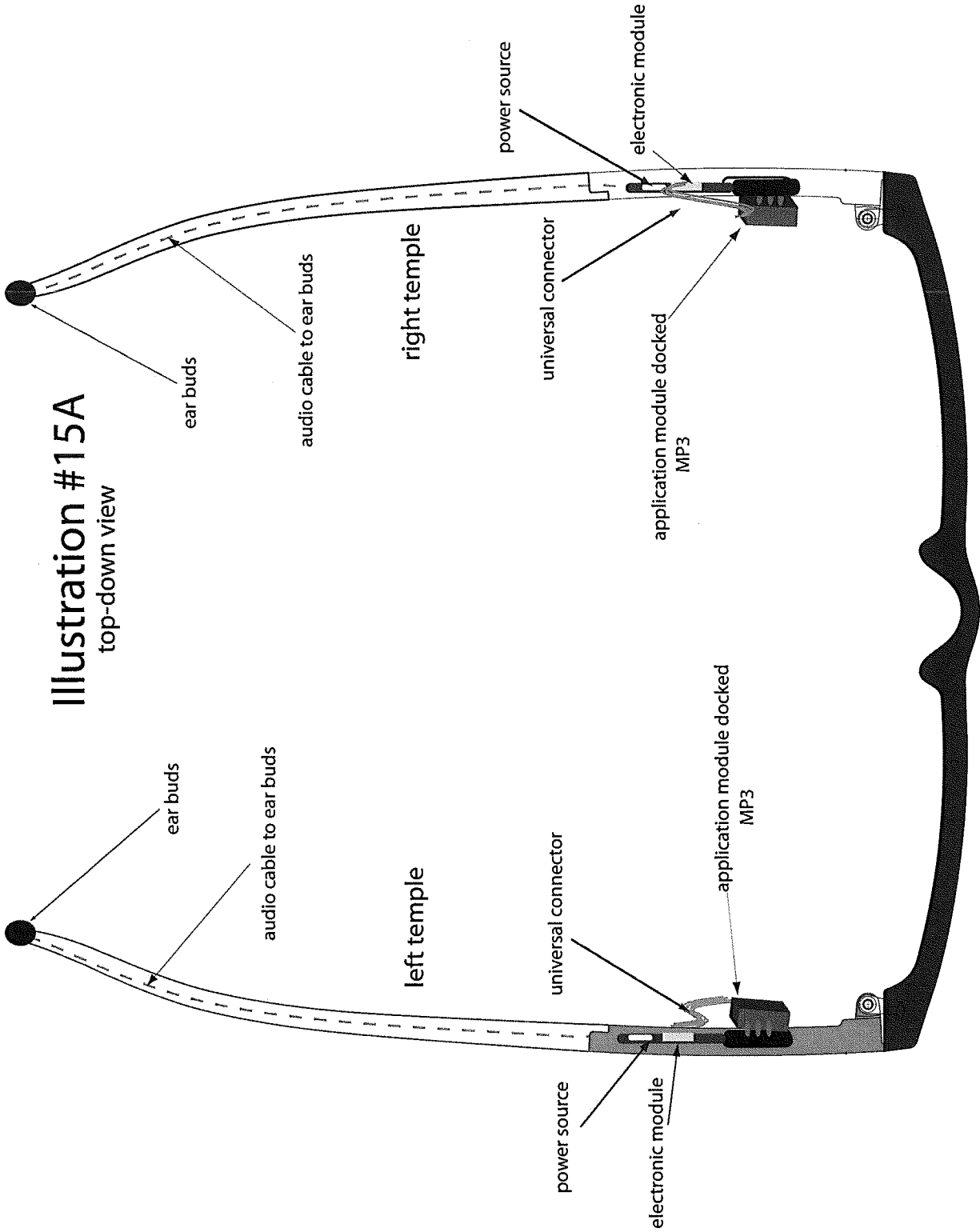


Illustration #15B

top-down view

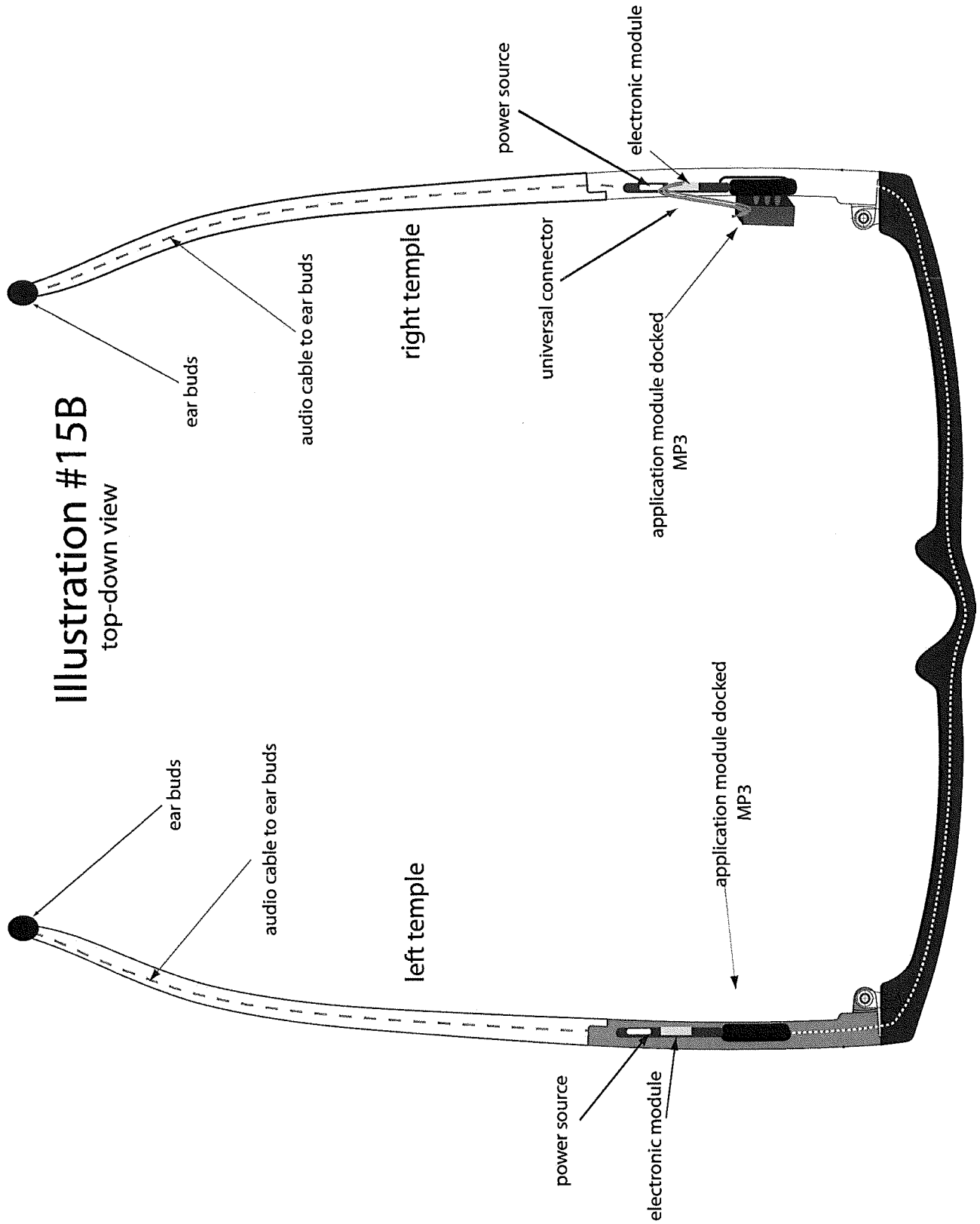


Illustration #16

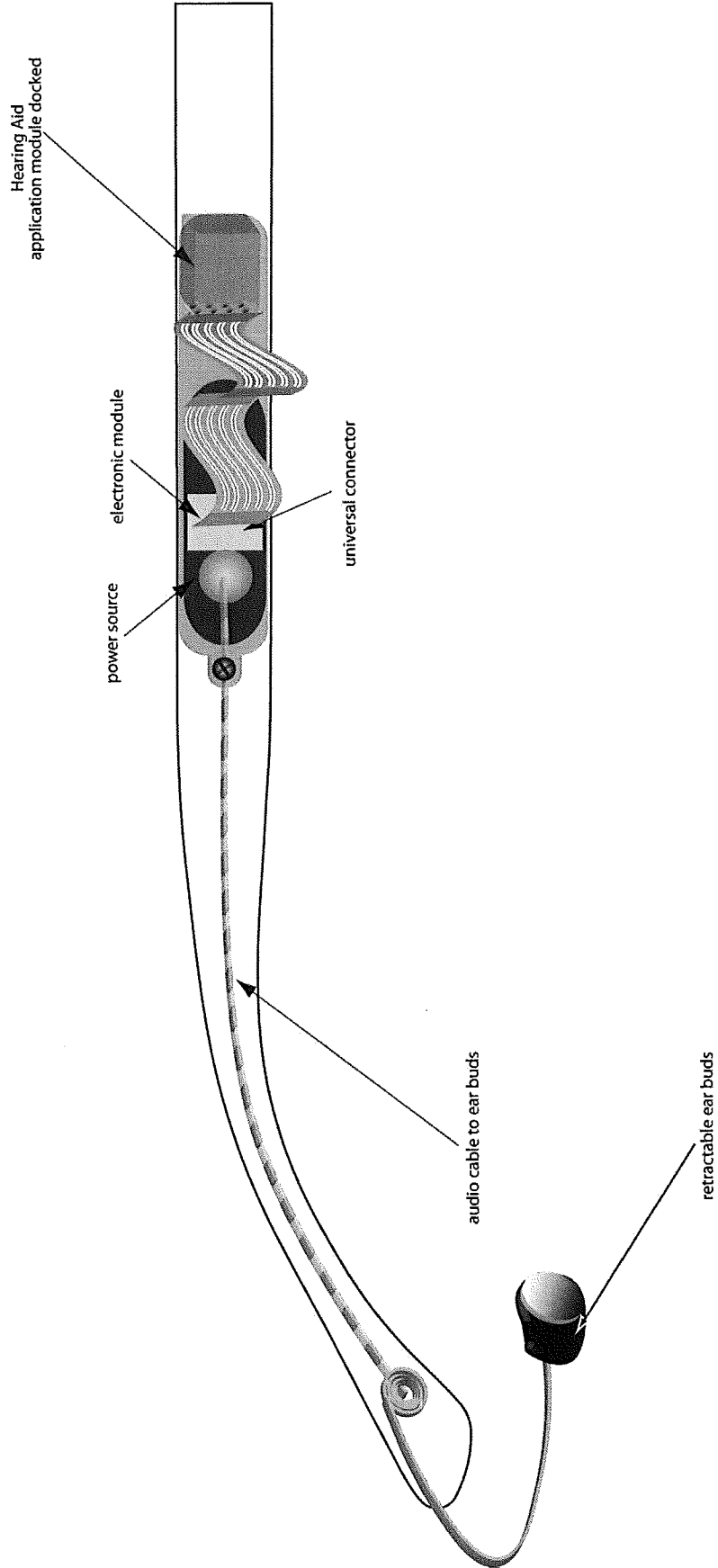


Illustration #17A

top-down view

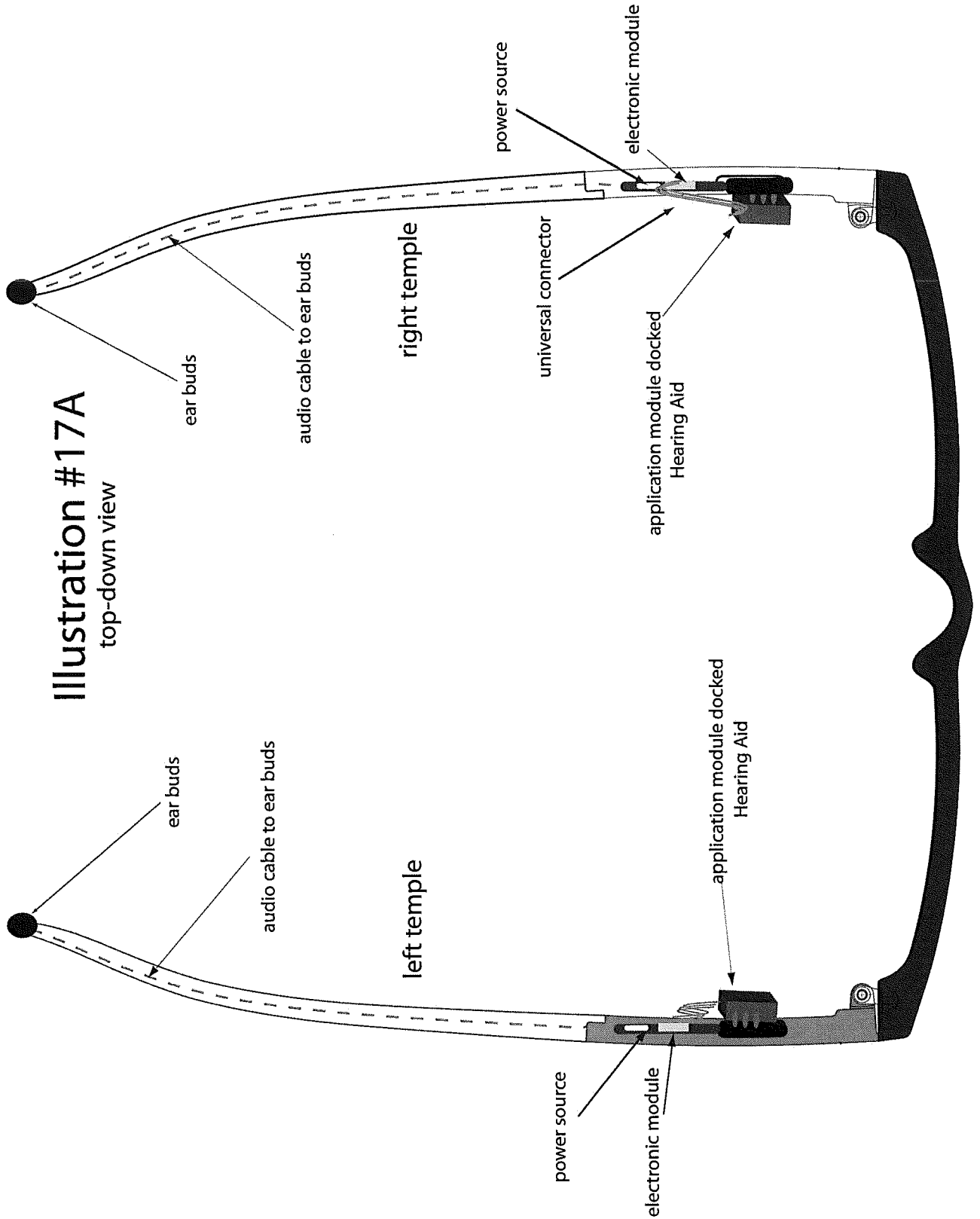


Illustration #17B

top-down view

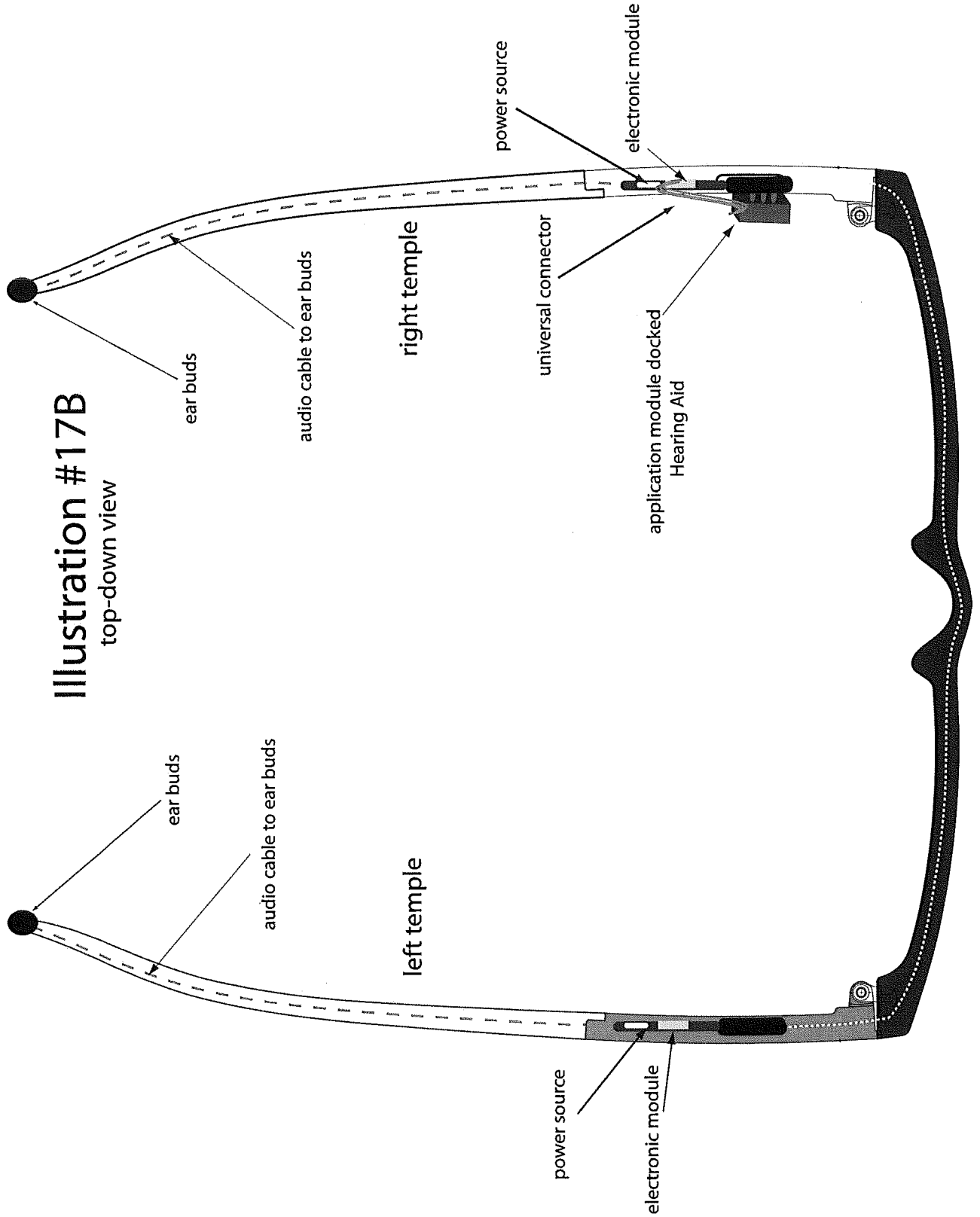


illustration #18

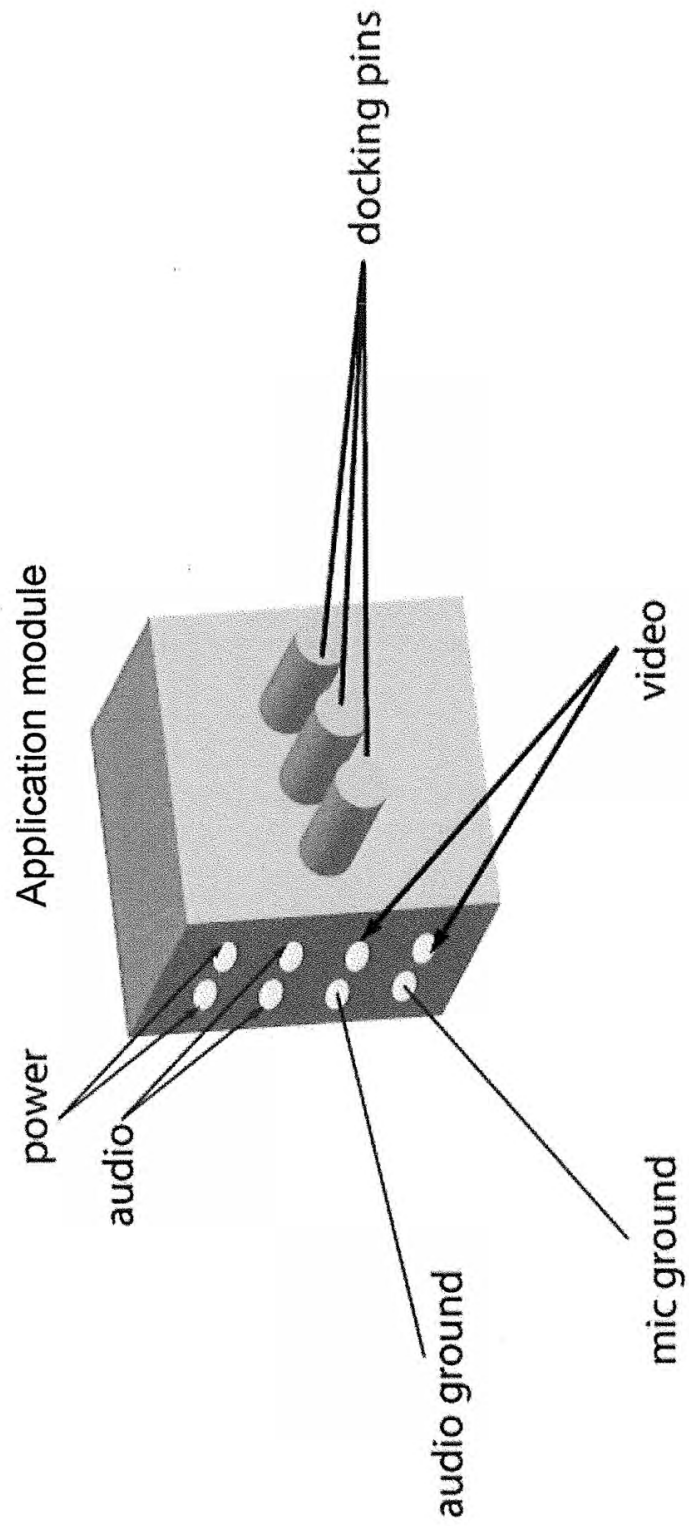


Illustration #19

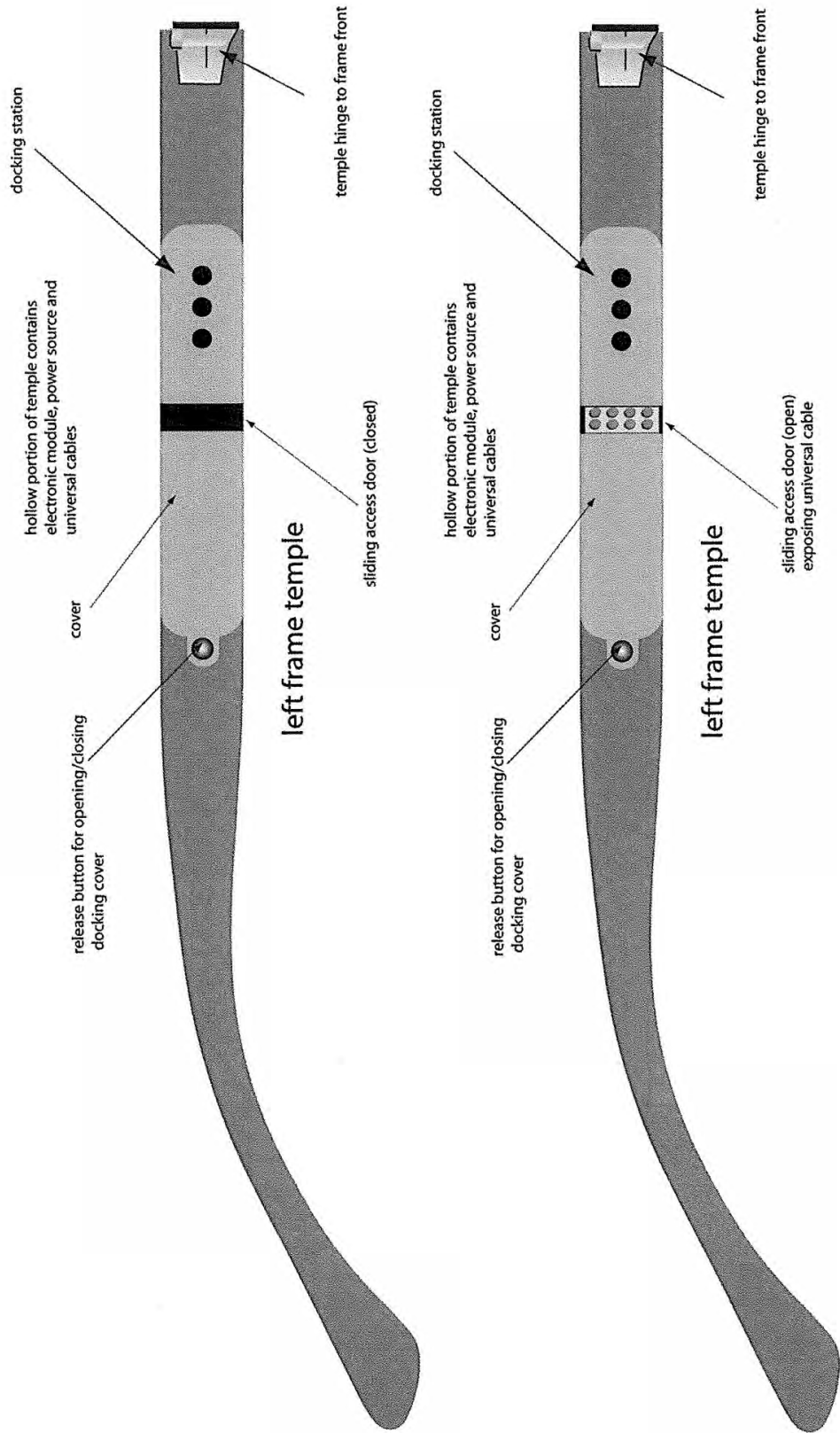


Illustration #20

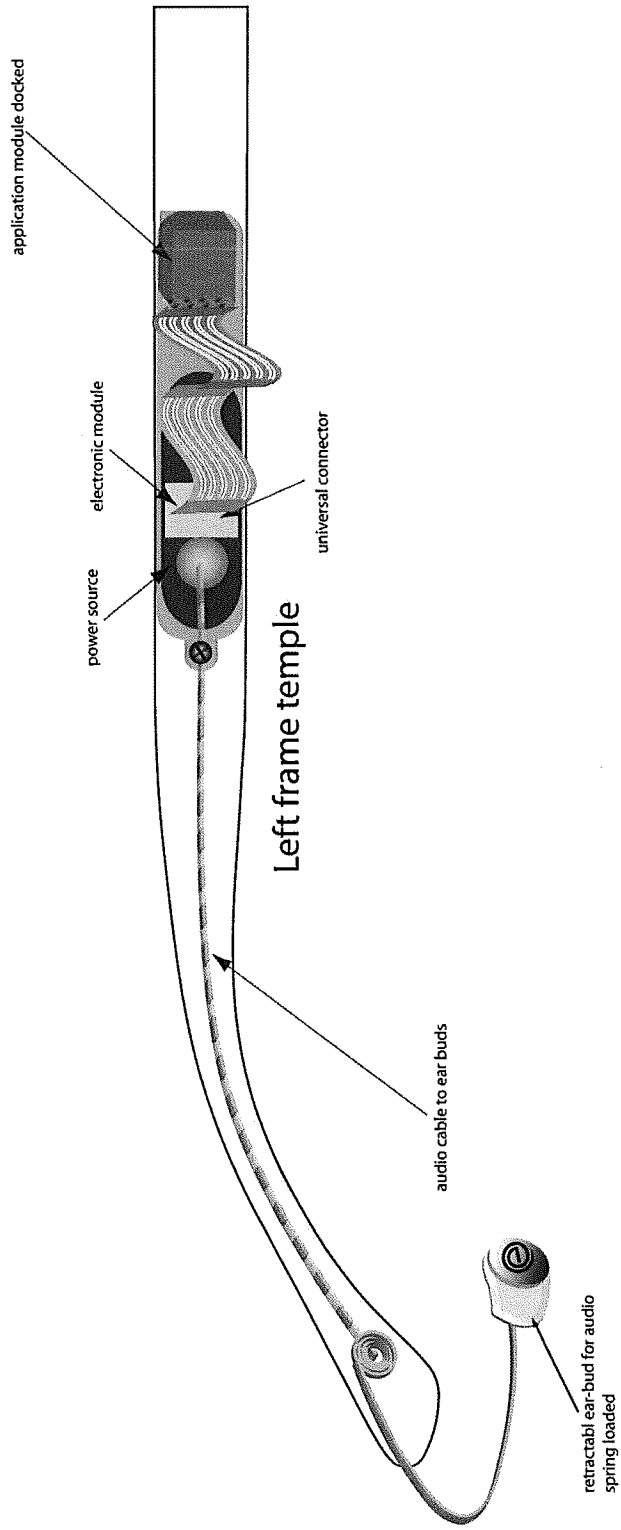
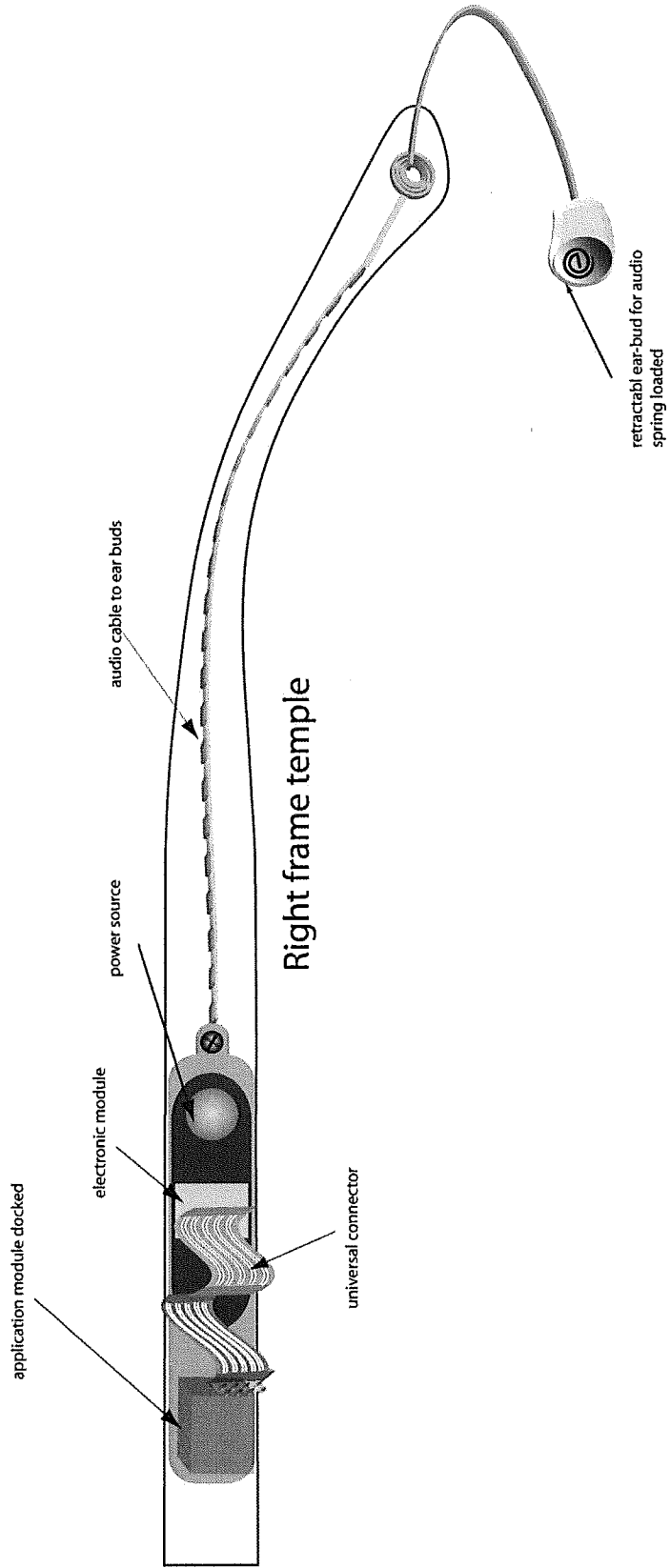


Illustration #21



Electronic Patent Application Fee Transmittal

Application Number:	
Filing Date:	
Title of Invention:	Electronic Eyewear Comprising Docking Means For a Plurality of Application Devices
First Named Inventor/Applicant Name:	Ronald D Blum
Filer:	Amanda Wood
Attorney Docket Number:	P9933-USP213

Filed as Large Entity

Provisional Filing Fees

Description	Fee Code	Quantity	Amount	Sub-Total in USD(\$)
Basic Filing:				
Provisional application filing	1005	1	250	250

Pages:

Claims:

Miscellaneous-Filing:

Petition:

Patent-Appeals-and-Interference:

Post-Allowance-and-Post-Issuance:

Extension-of-Time:

Description	Fee Code	Quantity	Amount	Sub-Total in USD(\$)
Miscellaneous:				
Total in USD (\$)				250

Electronic Acknowledgement Receipt

EFS ID:	11780717
Application Number:	61583940
International Application Number:	
Confirmation Number:	1184
Title of Invention:	Electronic Eyewear Comprising Docking Means For a Plurality of Application Devices
First Named Inventor/Applicant Name:	Ronald D Blum
Customer Number:	72162
Filer:	Amanda Wood
Filer Authorized By:	
Attorney Docket Number:	P9933-USP213
Receipt Date:	06-JAN-2012
Filing Date:	
Time Stamp:	16:54:56
Application Type:	Provisional

Payment information:

Submitted with Payment	yes
Payment Type	Deposit Account
Payment was successfully received in RAM	\$250
RAM confirmation Number	4131
Deposit Account	504280
Authorized User	

File Listing:

Document Number	Document Description	- File Name	File Size(Bytes)/ Message Digest	Multi Part /.zip	Pages (if appl.)
-----------------	----------------------	-------------	-------------------------------------	------------------	------------------

1		USP213Asfiled.pdf	3626362 0552104c1b91a06c9b7306dde8af2512febfb1	yes	39
Multipart Description/PDF files in .zip description					
Document Description		Start	End		
Transmittal of New Application		1	4		
Specification		5	12		
Claims		13	16		
Drawings-only black and white line drawings		17	39		
Warnings:					
Information:					
2	Fee Worksheet (SB06)	fee-info.pdf	29455 0c58716497b8f5fbec7f4df8f4c66a79a56cbb59	no	2
Warnings:					
Information:					
Total Files Size (in bytes):			3655817		
<p>This Acknowledgement Receipt evidences receipt on the noted date by the USPTO of the indicated documents, characterized by the applicant, and including page counts, where applicable. It serves as evidence of receipt similar to a Post Card, as described in MPEP 503.</p> <p><u>New Applications Under 35 U.S.C. 111</u> If a new application is being filed and the application includes the necessary components for a filing date (see 37 CFR 1.53(b)-(d) and MPEP 506), a Filing Receipt (37 CFR 1.54) will be issued in due course and the date shown on this Acknowledgement Receipt will establish the filing date of the application.</p> <p><u>National Stage of an International Application under 35 U.S.C. 371</u> If a timely submission to enter the national stage of an international application is compliant with the conditions of 35 U.S.C. 371 and other applicable requirements a Form PCT/DO/EO/903 indicating acceptance of the application as a national stage submission under 35 U.S.C. 371 will be issued in addition to the Filing Receipt, in due course.</p> <p><u>New International Application Filed with the USPTO as a Receiving Office</u> If a new international application is being filed and the international application includes the necessary components for an international filing date (see PCT Article 11 and MPEP 1810), a Notification of the International Application Number and of the International Filing Date (Form PCT/RO/105) will be issued in due course, subject to prescriptions concerning national security, and the date shown on this Acknowledgement Receipt will establish the international filing date of the application.</p>					