



(12) **United States Patent**
Malone

(10) **Patent No.:** **US 10,721,066 B2**
(45) **Date of Patent:** ***Jul. 21, 2020**

(54) **METHOD FOR VOICE ASSISTANT, LOCATION TAGGING, MULTI-MEDIA CAPTURE, TRANSMISSION, SPEECH TO TEXT CONVERSION, PHOTO/VIDEO IMAGE/OBJECT RECOGNITION, CREATION OF SEARCHABLE METATAGS/CONTEXTUAL TAGS, STORAGE AND SEARCH RETRIEVAL**

(58) **Field of Classification Search**
USPC 382/100, 305
See application file for complete search history.

(56) **References Cited**

U.S. PATENT DOCUMENTS

55,422 A 6/1866 Roustaei
2,950,971 A 8/1960 Lewin
(Continued)

FOREIGN PATENT DOCUMENTS

EP 0905966 3/1999
EP 1204277 5/2002
(Continued)

OTHER PUBLICATIONS

United States Patent and Trademark Office; Request for Ex Parte Reexamination in related re-exam application 90/013,265; dated Jun. 6, 2014; 1085 pages Jun. 6, 2014.

(Continued)

Primary Examiner — Ishrat I Sherali

(74) *Attorney, Agent, or Firm* — Gregory M. Howison

(71) Applicant: **MYPORT IP, INC.**, McKinney, TX (US)

(72) Inventor: **Michael F. Malone**, McKinney, TX (US)

(73) Assignee: **MYPORT IP, INC.**, McKinney, TX (US)

(*) Notice: Subject to any disclaimer, the term of this patent is extended or adjusted under 35 U.S.C. 154(b) by 0 days.

This patent is subject to a terminal disclaimer.

(21) Appl. No.: **16/358,455**

(22) Filed: **Mar. 19, 2019**

(65) **Prior Publication Data**

US 2019/0268151 A1 Aug. 29, 2019

Related U.S. Application Data

(63) Continuation of application No. 15/824,087, filed on Nov. 28, 2017, now Pat. No. 10,237,067, which is a (Continued)

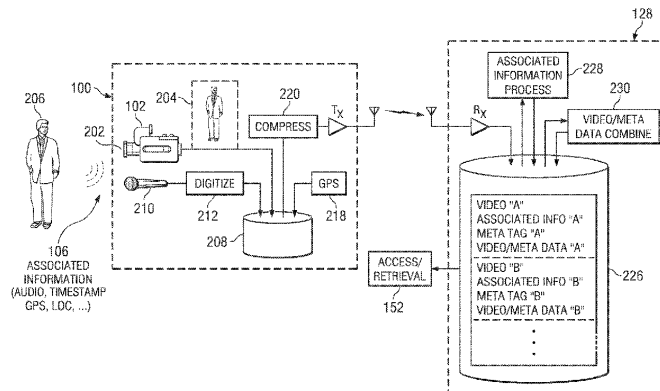
(51) **Int. Cl.**
H04L 9/14 (2006.01)
H04L 9/32 (2006.01)
(Continued)

(52) **U.S. Cl.**
CPC **H04L 9/14** (2013.01); **G06F 16/48** (2019.01); **G06F 16/50** (2019.01); **G06F 16/51** (2019.01);
(Continued)

(57) **ABSTRACT**

This invention relates to a network interface device. A first capture device interfaces with a first external information source to capture first external information. A processor processes the captured first external information and stores it in a first media. The processor initiates the storage of the first captured information at an initial time and completes storage of the first captured information at a completion time, thus providing a stored defined set of first captured information. A transmitter transmits the defined set of stored captured information to a remote location on a network. A remote processing system is disposed at the remote node on the network and includes a database and a receiver for receiving the transmitted defined set of first captured information. A data converter is operable to convert the received defined set of first captured information to a second format.

(Continued)



The database stores the set of converted captured information.

(56)

References Cited

U.S. PATENT DOCUMENTS

17 Claims, 4 Drawing Sheets

Related U.S. Application Data

continuation of application No. 15/272,013, filed on Sep. 21, 2016, now Pat. No. 9,832,017, which is a continuation of application No. 14/660,166, filed on Mar. 17, 2015, now abandoned, which is a continuation of application No. 13/965,625, filed on Aug. 13, 2013, now Pat. No. 8,983,119, which is a continuation of application No. 13/417,229, filed on Mar. 10, 2012, now Pat. No. 8,509,477, which is a continuation of application No. 12/857,358, filed on Aug. 16, 2010, now Pat. No. 8,135,169, which is a continuation of application No. 11/621,062, filed on Jan. 8, 2007, now Pat. No. 7,778,438, which is a continuation-in-part of application No. 11/325,373, filed on Jan. 4, 2006, now Pat. No. 7,184,573, which is a continuation of application No. 10/674,910, filed on Sep. 29, 2003, now Pat. No. 6,996,251.

(60) Provisional application No. 60/757,075, filed on Jan. 6, 2006, provisional application No. 60/414,449, filed on Sep. 30, 2002.

(51) Int. Cl.

G06F 16/51 (2019.01)
G06F 16/50 (2019.01)
G06F 16/48 (2019.01)
G06F 16/68 (2019.01)
H04N 5/76 (2006.01)
H04N 21/84 (2011.01)
H04N 21/835 (2011.01)
H04N 21/658 (2011.01)
H04N 21/41 (2011.01)
H04N 21/2747 (2011.01)
H04N 21/266 (2011.01)
H04N 21/258 (2011.01)
H04N 5/44 (2011.01)
G06F 16/58 (2019.01)
H04N 5/765 (2006.01)
H04N 5/77 (2006.01)
H04N 5/92 (2006.01)

(52) U.S. Cl.

CPC **G06F 16/5866** (2019.01); **G06F 16/68** (2019.01); **H04L 9/3263** (2013.01); **H04L 9/3271** (2013.01); **H04L 9/3297** (2013.01); **H04N 5/44** (2013.01); **H04N 5/76** (2013.01); **H04N 5/765** (2013.01); **H04N 21/25816** (2013.01); **H04N 21/25875** (2013.01); **H04N 21/26603** (2013.01); **H04N 21/26613** (2013.01); **H04N 21/2747** (2013.01); **H04N 21/4108** (2013.01); **H04N 21/6582** (2013.01); **H04N 21/835** (2013.01); **H04N 21/84** (2013.01); **H04L 2209/60** (2013.01); **H04L 2209/80** (2013.01); **H04N 5/77** (2013.01); **H04N 5/9201** (2013.01)

3,439,598 A 4/1969 Weitzner et al.
4,015,240 A 3/1977 Swonger et al.
4,109,237 A 8/1978 Hill
4,115,805 A 9/1978 Morton
4,270,853 A 6/1981 Hatada et al.
4,270,854 A 6/1981 Stemme et al.
4,334,241 A 6/1982 Kashioka et al.
4,344,682 A 8/1982 Hattori
4,389,109 A 6/1983 Taniguchi et al.
4,443,077 A 4/1984 Tanikawa
4,528,588 A 7/1985 Lofberg
4,574,319 A 3/1986 Konishi
4,613,911 A 9/1986 Ohta
4,620,318 A 10/1986 Hill
4,642,717 A 2/1987 Matsuda et al.
4,742,369 A 5/1988 Ishii et al.
4,905,029 A 2/1990 Kelley
4,951,079 A 8/1990 Hoshino et al.
4,965,626 A 10/1990 Robison et al.
4,977,419 A 12/1990 Wash et al.
4,983,996 A 1/1991 Kinoshita
4,994,831 A 2/1991 Marandi
4,995,086 A 2/1991 Lilley et al.
5,023,635 A 6/1991 Nealon
5,025,283 A 6/1991 Robinson
5,027,149 A 6/1991 Hoshino et al.
5,031,122 A 7/1991 Witty
5,070,355 A 12/1991 Inoue et al.
5,097,278 A 3/1992 Tamamura et al.
5,099,262 A 3/1992 Tanaka et al.
5,103,486 A 4/1992 Grippi
5,128,700 A 7/1992 Inoue et al.
5,142,310 A 8/1992 Taniguchi et al.
5,146,249 A 9/1992 Hoda et al.
5,160,952 A 11/1992 Iwashita et al.
5,245,372 A 9/1993 Oashima
5,247,300 A 9/1993 Sohn
5,267,042 A 11/1993 Tsuchiya et al.
5,276,472 A 1/1994 Bell et al.
5,313,235 A 5/1994 Inoue et al.
5,335,072 A 8/1994 Tanaka et al.
5,410,598 A 4/1995 Shear
5,426,745 A 6/1995 Baji et al.
5,493,677 A 2/1996 Balogh et al.
5,499,294 A 3/1996 Friedman
5,502,576 A 3/1996 Ramsay et al.
5,506,644 A 4/1996 Suzuki et al.
5,515,042 A 5/1996 Nelson
5,519,778 A 5/1996 Leighton et al.
5,530,759 A 6/1996 Braudaway et al.
5,546,145 A 8/1996 Bernardi et al.
5,568,570 A 10/1996 Rabbani
5,581,800 A 12/1996 Fardeau et al.
5,602,458 A 2/1997 Dowe
5,617,119 A 4/1997 Briggs et al.
5,629,980 A 5/1997 Stefik
5,633,678 A 5/1997 Parulski et al.
5,642,285 A 6/1997 Woo et al.
5,646,990 A 7/1997 Li
5,646,997 A 7/1997 Bartson
5,657,077 A 8/1997 Deangelis et al.
5,682,458 A 10/1997 Funazaki
5,692,104 A 11/1997 Chow et al.
5,692,225 A 11/1997 Bernardi et al.
5,706,457 A 1/1998 Dwyer et al.
5,712,679 A 1/1998 Coles
5,726,660 A 3/1998 Purdy et al.
5,732,354 A 3/1998 MacDonald
5,737,491 A 4/1998 Allen et al.
5,740,244 A 4/1998 Indeck et al.
5,765,152 A 6/1998 Erickson
5,767,496 A 6/1998 Swartz et al.
5,768,640 A 6/1998 Takahashi et al.
5,786,851 A 7/1998 Kondo et al.
5,787,183 A 7/1998 Schroeder

(56)

References Cited

U.S. PATENT DOCUMENTS

5,796,428 A	8/1998	Matsumoto et al.	6,437,933 B1	8/2002	Sugiyama et al.
5,799,092 A	8/1998	Kristol et al.	6,449,367 B2	9/2002	Van Wie et al.
5,806,005 A	9/1998	Hull et al.	6,462,778 B1	10/2002	Abram et al.
5,815,201 A	9/1998	Hashimoto et al.	6,469,969 B2	10/2002	Carson et al.
5,819,289 A	10/1998	Sanford, II et al.	6,491,217 B2	12/2002	Catan
5,822,432 A	10/1998	Moskowitz et al.	6,498,586 B2	12/2002	Pankinaho
5,825,890 A	10/1998	Elgamal et al.	6,505,160 B1	1/2003	Levy et al.
5,828,809 A	10/1998	Chang et al.	6,507,371 B1	1/2003	Hashimoto et al.
5,835,667 A	11/1998	Wactlar et al.	6,525,768 B2	2/2003	Obradovich
5,841,886 A	11/1998	Rhoads	6,526,215 B2	2/2003	Hirai et al.
5,841,978 A	11/1998	Rhoads	6,526,351 B2	2/2003	Whitham
5,845,281 A	12/1998	Benson	6,532,298 B1	3/2003	Cambier et al.
5,857,038 A	1/1999	Owada et al.	6,535,298 B2	3/2003	Winter et al.
5,862,260 A	1/1999	Rhoads	6,560,339 B1	5/2003	Iwamura
5,872,865 A	2/1999	Normile et al.	6,560,660 B1	5/2003	Flanagin
5,889,578 A	3/1999	Jamzadeh	6,571,271 B1	5/2003	Savitzky et al.
5,892,900 A	4/1999	Ginter et al.	6,577,336 B2	6/2003	Safai
5,893,095 A	4/1999	Jain et al.	6,591,365 B1	7/2003	Cookson
5,907,149 A	5/1999	Marckini	6,606,117 B1	8/2003	Windle
5,913,078 A	6/1999	Kimura et al.	6,611,607 B1	8/2003	Davis et al.
5,923,327 A	7/1999	Smith et al.	6,636,158 B1	10/2003	Bando et al.
5,940,121 A	8/1999	McIntyre et al.	6,636,249 B1	10/2003	Rekimoto
5,943,422 A	8/1999	Van Wie et al.	6,628,325 B1	12/2003	Steinberg et al.
5,978,773 A	11/1999	Hudetz et al.	6,670,984 B1	12/2003	Tanaka et al.
5,991,876 A	11/1999	Johnson et al.	6,681,029 B1	1/2004	Rhoads
5,995,630 A	11/1999	Borza	6,683,649 B1	1/2004	Anderson
5,995,936 A	11/1999	Brais et al.	6,687,383 B1*	2/2004	Kanevsky G10L 19/018 380/210
6,005,936 A	12/1999	Schimizu et al.	6,714,778 B2	3/2004	Nykanen et al.
6,014,183 A	1/2000	Hoang	6,720,879 B2	4/2004	Edwards
6,014,569 A	1/2000	Bottum	6,741,864 B2	5/2004	Wilcock et al.
6,023,241 A	2/2000	Clapper	6,747,692 B2	6/2004	Patel et al.
6,031,526 A	2/2000	Shipp	6,750,902 B1	6/2004	Steinberg et al.
6,064,764 A	5/2000	Bhaskaran et al.	6,786,397 B2	9/2004	Silverbrook et al.
6,065,119 A	5/2000	Sandford, II et al.	6,788,800 B1	9/2004	Carr et al.
6,104,430 A	8/2000	Fukuoka	6,807,534 B1	10/2004	Erickson
6,111,605 A	8/2000	Suzuki	6,831,682 B1	12/2004	Silverbrook et al.
6,115,137 A	9/2000	Ozawa et al.	6,833,861 B2	12/2004	Matsumoto et al.
6,115,717 A	9/2000	Mehrotra et al.	6,853,987 B1	2/2005	Cook
6,122,403 A	9/2000	Rhoads	6,856,344 B2	2/2005	Franz
6,141,753 A	10/2000	Zhao et al.	6,889,324 B1	5/2005	Kanai et al.
6,148,091 A	11/2000	Dimaria	6,895,126 B2	5/2005	Di Bernardo et al.
6,160,964 A	12/2000	Imoto	6,914,695 B2	7/2005	Walters et al.
6,166,729 A	12/2000	Acosta	6,947,571 B1	9/2005	Rhoads et al.
6,181,373 B1	1/2001	Coles	6,952,164 B2	10/2005	Junqua
6,185,316 B1	2/2001	Buffam	6,956,671 B2	10/2005	Monty et al.
6,185,683 B1	2/2001	Ginter et al.	6,959,868 B2	11/2005	Tsikos et al.
6,198,989 B1	3/2001	Tankhilevich et al.	6,965,324 B1	11/2005	Suggs, Sr.
6,205,249 B1	3/2001	Moskowitz	6,968,366 B1	11/2005	Zhang et al.
6,208,746 B1	3/2001	Musgrave	6,968,453 B2	11/2005	Doyle et al.
6,212,401 B1	4/2001	Ackley	6,990,444 B2*	1/2006	Hind G10L 21/06 704/235
6,219,560 B1	4/2001	Erkkila	6,996,251 B2	2/2006	Malone et al.
6,222,985 B1	4/2001	Miyake	7,010,144 B1	3/2006	Davis et al.
6,233,684 B1	5/2001	Stefik et al.	7,016,899 B1	3/2006	Stern et al.
6,243,480 B1	6/2001	Zhao et al.	7,043,048 B1*	5/2006	Ellingson H04N 1/32101 382/100
6,243,481 B1	6/2001	Tao	7,053,938 B1	5/2006	Sherry
6,269,446 B1	7/2001	Schumacher et al.	7,095,871 B2	8/2006	Jones et al.
6,282,362 B1	8/2001	Murphy et al.	7,184,573 B2	2/2007	Malone et al.
6,282,654 B1	8/2001	Ikeda et al.	RE39,526 E	3/2007	Hull et al.
6,292,092 B1	9/2001	Chow et al.	7,265,779 B2	9/2007	Sato et al.
6,292,633 B1	9/2001	Nakagawa	7,319,484 B2	1/2008	Yoshida et al.
6,300,880 B1	10/2001	Sitnik	7,324,943 B2	1/2008	Rigazio et al.
6,301,368 B1	10/2001	Bolle et al.	7,391,960 B2	6/2008	Shinozaki et al.
6,321,981 B1	11/2001	Ray et al.	7,617,542 B2	11/2009	Vataja
6,332,193 B1	12/2001	Glass et al.	7,778,438 B2*	8/2010	Malone H04L 9/3263 382/100
6,334,187 B1	12/2001	Kadono	7,778,440 B2	8/2010	Malone
6,359,837 B1	3/2002	Tsakamoto	7,831,598 B2	11/2010	Ko
6,363,043 B1	3/2002	Kondo	7,907,199 B2	3/2011	Seki et al.
6,366,680 B1	4/2002	Brunk et al.	7,961,218 B2	6/2011	Seki et al.
6,377,699 B1	4/2002	Musgrave et al.	8,068,638 B2	11/2011	Malone
6,389,151 B1	5/2002	Carr et al.	8,099,772 B2	1/2012	Takada et al.
6,389,538 B1	5/2002	Gruse et al.	8,135,169 B2	3/2012	Malone
6,397,334 B1	5/2002	Chainer et al.	8,424,227 B2	4/2013	Harrington
6,411,328 B1	6/2002	Franke et al.	8,509,477 B2	8/2013	Malone
6,421,450 B2	7/2002	Nakano	8,768,693 B2*	7/2014	Somekh G06F 16/58 704/230
6,424,968 B1	7/2002	Broster et al.			

(56)

References Cited

U.S. PATENT DOCUMENTS

8,983,119 B2 3/2015 Malone
 9,471,592 B2* 10/2016 Koyama H04L 12/1831
 9,832,017 B2 11/2017 Malone
 10,237,067 B2* 3/2019 Malone H04L 9/3263
 2001/0007130 A1 7/2001 Takaragi
 2001/0011680 A1 8/2001 Soltész et al.
 2001/0012062 A1 8/2001 Anderson
 2001/0012066 A1 8/2001 Parulski et al.
 2001/0015759 A1 8/2001 Squibbs
 2001/0018349 A1 8/2001 Kinnunen et al.
 2001/0021144 A1 9/2001 Oshima et al.
 2001/0021978 A1 9/2001 Okayasu et al.
 2001/0025342 A1 9/2001 Uchida
 2001/0034835 A1 10/2001 Smith
 2001/0044824 A1 11/2001 Hunter et al.
 2002/0001395 A1 1/2002 Davis et al.
 2002/0010684 A1 1/2002 Moskowitz
 2002/0015042 A1 2/2002 Robotham et al.
 2002/0030907 A1 3/2002 Ikeda et al.
 2002/0031240 A1 3/2002 Levy et al.
 2002/0032502 A1 3/2002 Russell
 2002/0033844 A1 3/2002 Levy et al.
 2002/0046188 A1 4/2002 Burges et al.
 2002/0051577 A1 5/2002 Kinjo
 2002/0059162 A1 5/2002 Shinoda et al.
 2002/0061120 A1 5/2002 Carr et al.
 2002/0062382 A1 5/2002 Rhoads et al.
 2002/0072935 A1 6/2002 Rowse et al.
 2002/0073056 A1 6/2002 Broster et al.
 2002/0075298 A1 6/2002 Schena et al.
 2002/0080271 A1 6/2002 Eveleens et al.
 2002/0080396 A1 6/2002 Silverbrook et al.
 2002/0080964 A1 6/2002 Stone et al.
 2002/0083123 A1 6/2002 Freedman et al.
 2002/0102966 A1 8/2002 Lev et al.
 2002/0146148 A1 10/2002 Levy
 2002/0152388 A1 10/2002 Linnartz et al.
 2002/0191087 A1 12/2002 Hashimoto et al.
 2002/0194480 A1 12/2002 Nagao
 2003/0011684 A1 1/2003 Narayanaswami et al.
 2003/0032033 A1 2/2003 Anglin et al.
 2003/0048921 A1 3/2003 Cahall
 2003/0177094 A1 9/2003 Needham et al.
 2003/0187950 A1 10/2003 Rising, III
 2004/0005078 A1 1/2004 Tillotson
 2004/0022444 A1 2/2004 Rhoads
 2004/0023686 A1 2/2004 King et al.
 2004/0032499 A1 2/2004 Silverbrook et al.
 2004/0039930 A1 2/2004 Ohmori et al.
 2004/0044911 A1 3/2004 Takada
 2004/0049734 A1 3/2004 Simske
 2004/0053637 A1 3/2004 Iida
 2004/0068371 A1 4/2004 Estep
 2004/0070670 A1 4/2004 Foster
 2004/0073557 A1 4/2004 Piccionelli et al.
 2004/0073568 A1 4/2004 Yonaha
 2004/0085203 A1 5/2004 Junqua
 2004/0091111 A1 5/2004 Levy et al.
 2004/0101138 A1 5/2004 Revital et al.
 2004/0103283 A1 5/2004 Homak
 2004/0109199 A1 6/2004 Tsubaki
 2004/0114042 A1 6/2004 Paolini et al.
 2004/0148518 A1 7/2004 Grundback et al.
 2004/0183915 A1 9/2004 Gotohda et al.
 2004/0197013 A1 10/2004 Kamei
 2004/0203386 A1 10/2004 Tischer et al.
 2004/0257431 A1 12/2004 Girish et al.
 2005/0024493 A1 2/2005 Nam
 2005/0041035 A1 2/2005 Nagatomo et al.
 2005/0043018 A1 2/2005 Kawamoto
 2005/0091311 A1 4/2005 Lund et al.
 2005/0094000 A1 5/2005 Son et al.
 2005/0134703 A1 6/2005 Mittal
 2005/0143136 A1 6/2005 Lev et al.
 2005/0185049 A1 8/2005 Iwai et al.

2005/0216580 A1 9/2005 Raji et al.
 2005/0216949 A1 9/2005 Candelora et al.
 2005/0219359 A1 10/2005 Trela
 2005/0231752 A1 10/2005 Sainio
 2006/0018506 A1 1/2006 Rodriguez et al.
 2007/0055689 A1 3/2007 Rhoads et al.
 2007/0098172 A1 5/2007 Levy et al.
 2007/0250526 A1 10/2007 Hanna

FOREIGN PATENT DOCUMENTS

WO 9603286 2/1996
 WO 9626494 8/1996
 WO 9743736 11/1997
 WO 9827510 6/1998
 WO 9901859 1/1999
 WO 9936876 7/1999
 WO 0036605 6/2000
 WO 0070585 11/2000
 WO 0115021 3/2001
 WO 0152178 7/2001
 WO 0161508 8/2001
 WO 0167707 9/2001
 WO 0173586 10/2001
 WO 0175629 10/2001
 WO 0197128 12/2001
 WO 0211446 2/2002

OTHER PUBLICATIONS

United States Patent and Trademark Office; Request for Ex Parte Reexamination in related re-exam application 90/013,255; dated May 27, 2014; 906 pages May 27, 2014.
 United States Patent and Trademark Office; Request for Ex Parte Reexamination in related re-exam application 90/013,265; dated Feb. 16, 2015; 187 pages Feb. 16, 2015.
 United States Patent and Trademark Office; Request for Ex Parte Reexamination in related re-exam application 90/013,255; dated Mar. 2, 2015; 177 pages Mar. 2, 2015.
 H. Krawczyk, RFC 2104 (RFC2104) RFC 2104—HMAC: Keyed-Hashing for Message Authentication <https://www.faqs.org/rfcs/rfc2104.htm>, Feb. 1997.
 G. Friedman, "The Trustworthy Digital Camera: Restoring Credibility to the Photographic Image," IEEE Transactions on Consumer Electronics, pp. 905-910, vol. 39, No. 4, Nov. 1993.
 Franks, et al., "HTTP Authentication: Basic and Digest Access Authentication," The Internet Society, Jun. 1999.
 Franks, et al., "An Extension to HTTP: Digest Access Authentication," The Internet Society, Jan. 1997.
 Supplemental First Amended Complaint, *MyPort IP, Inc. v. HTC Corporation*, Civil Action No. 6:11-cv-00246 (E.D. Tex. Filed Mar. 8, 2012) ("MyPort Complaint"), 12 pages, Mar. 8, 2012.
 Digital Still Camera Image File Format Standard (Exchangeable image file format for Digital Still Cameras: Exif), Version 2.1, published Jun. 12, 1998 by the Japan Electronic Industry Development Association (JEIDA) ("Exif 2.1 Specification"), 173 pages.
 TIFF Specification Revision 6.0, Aldus Developers Desk, Aldus Corporation, Jun. 3, 1992.
 James Bao-Yen Tsui, *Fundamental of Global Positioning System Receivers: A Software Approach*, pp. 1-6, 73-108, 1983-217 (John Wiley & Sons, Inc. 2000).
 PPP Encryption Control Protocol, Internet Engineering Task Force (IETF), published Jun. 1996.
 Alfred Menezes, Paul C. van Oorschot, and Scott A. Vanstone, *Handbook of Applied Cryptography* (CRC Press 1996).
 MyPort IP, Inc.'s Disclosure Pursuant to Patent Rule 3-1, *MyPort IP, Inc. v. HTC Corporation*, Civil Action No. 6:11-cv-00246 (E.D. Tex. Filed May 13, 2011).
 Stansell, Jr., "Civil GPS from a Future Perspective," Proceedings of the IEEE, Oct. 1983, vol. 71, No. 10; pp. 1187-1192, Oct. 1, 1983.
 Dale, Diana & Rog, Ron, *The Need for a Meta-Tag Standard for Audio and Visual Materials*, Proc. Int. Conf. on Dublin Core and Metadata for e-Communities 2002: 205-206, Jan. 1, 2002.

(56)

References Cited

OTHER PUBLICATIONS

Kosovic, Douglas; Schroeter, Ronald; and Hunter, Jane, Collaborative Video Annotation, Indexing and Discussion over high-bandwidth networks, DSTC Technical Report TR247, 2002, DSTC Pty Ltd., St Lucia, Qld, Australia. Jan. 1, 2002.

* cited by examiner

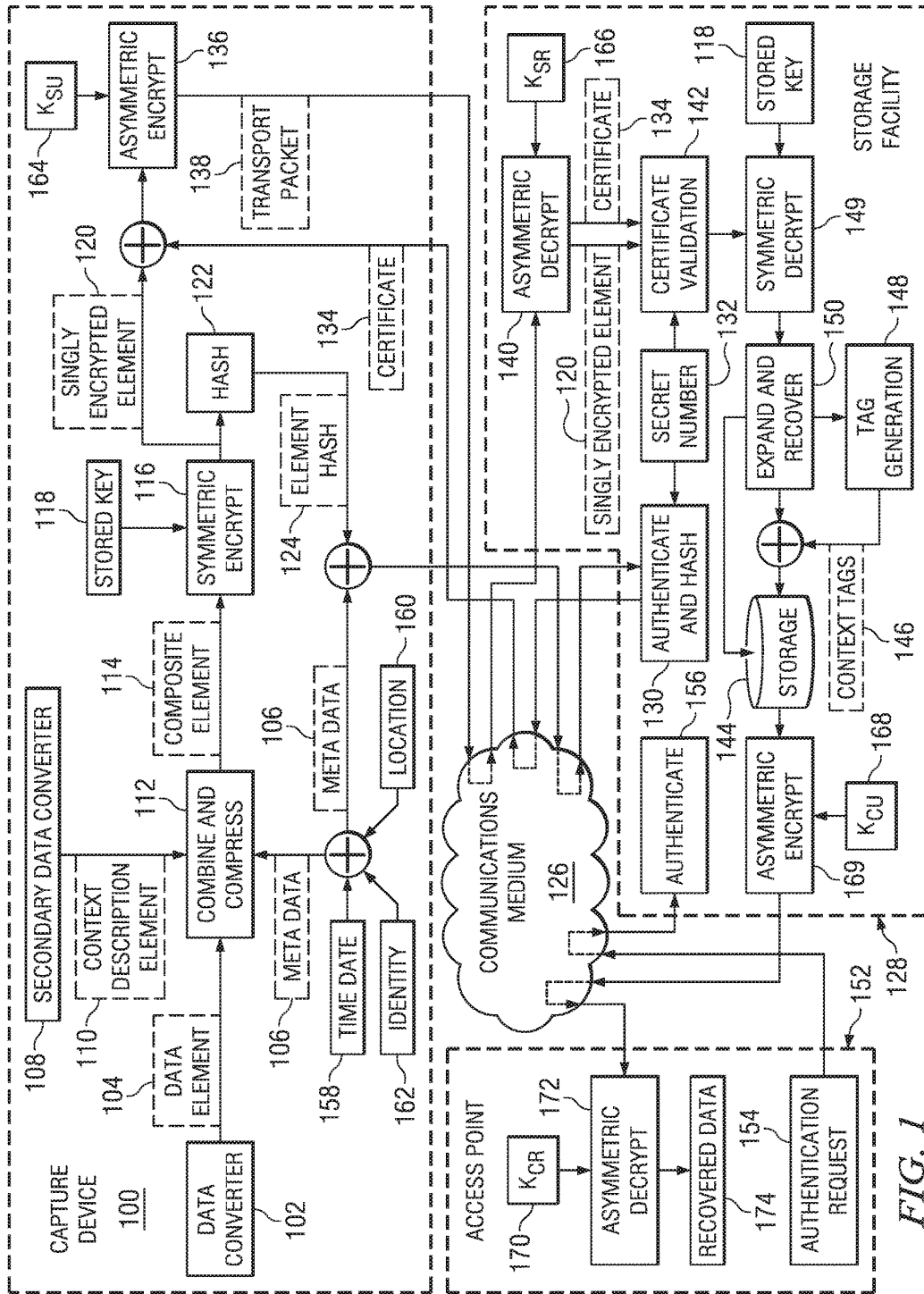
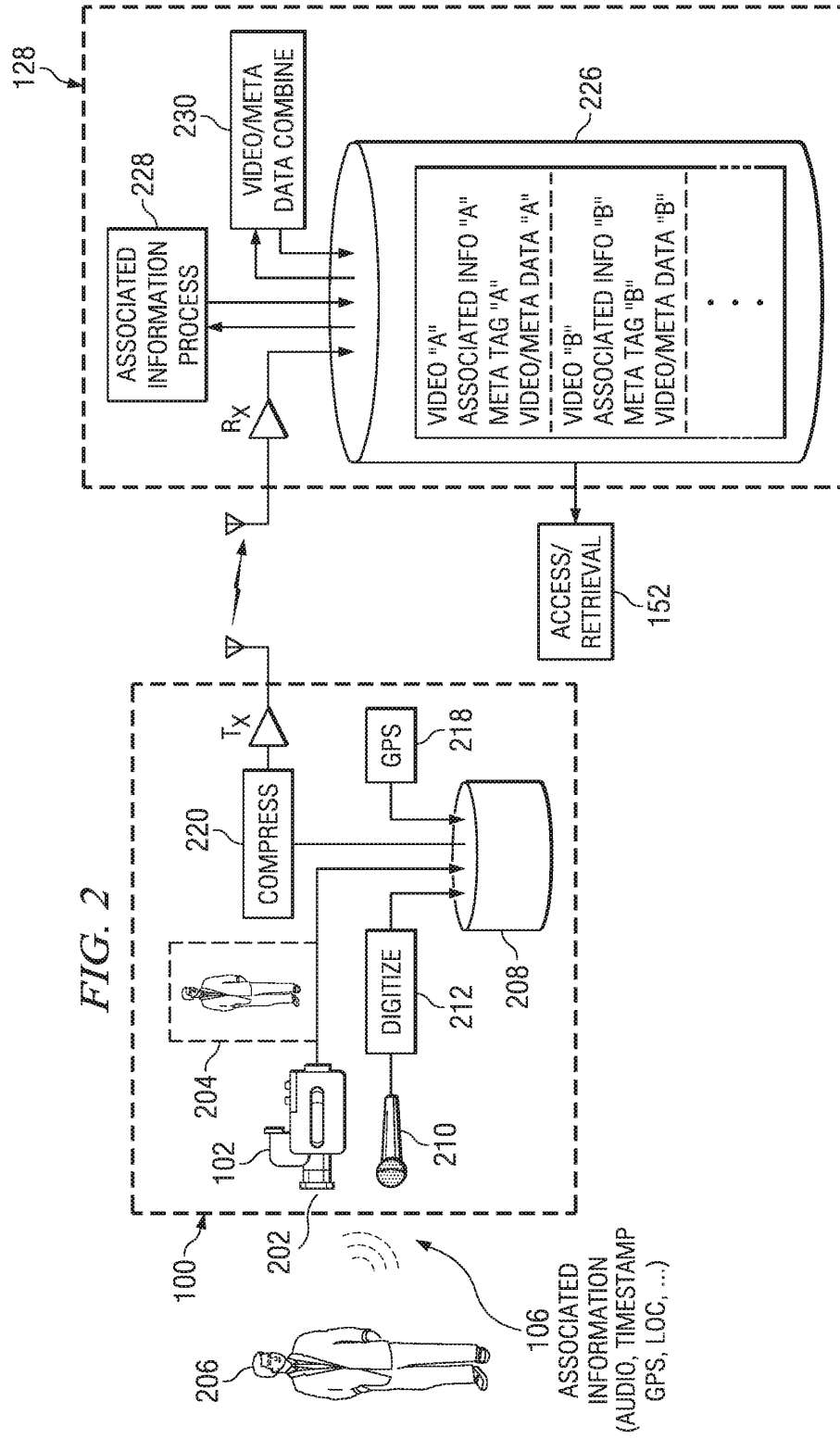
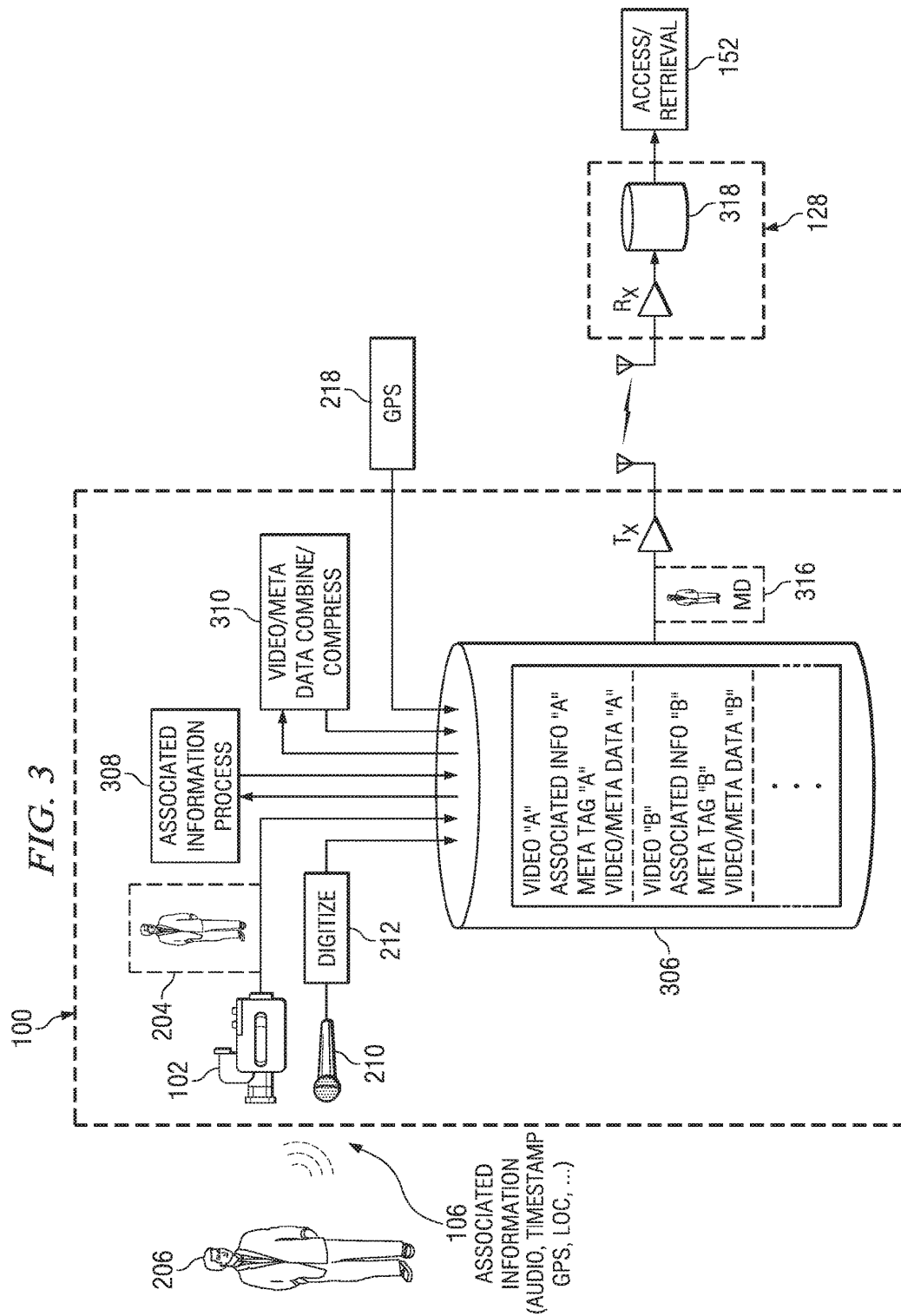


FIG. 1

FIG. 2





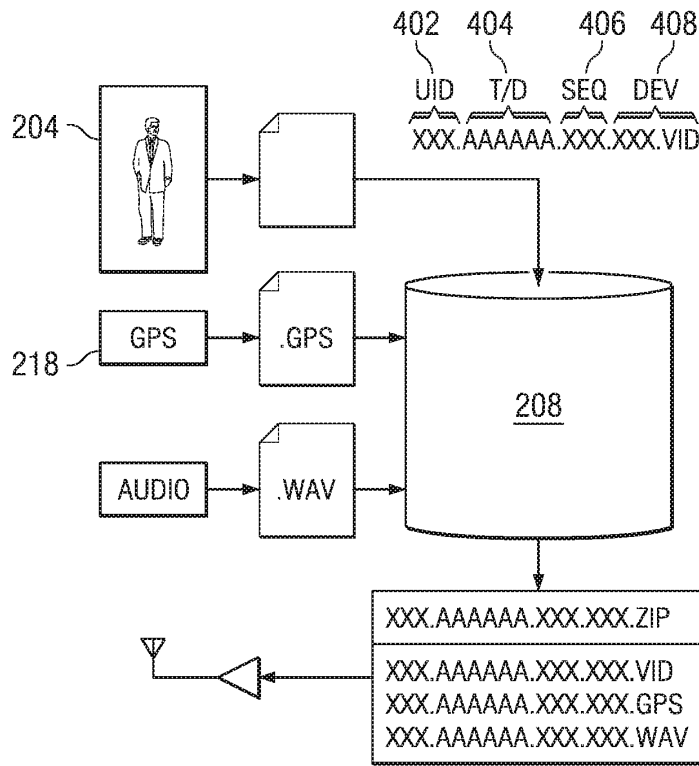


FIG. 4

1

**METHOD FOR VOICE ASSISTANT,
LOCATION TAGGING, MULTI-MEDIA
CAPTURE, TRANSMISSION, SPEECH TO
TEXT CONVERSION, PHOTO/VIDEO
IMAGE/OBJECT RECOGNITION, CREATION
OF SEARCHABLE
METATAGS/CONTEXTUAL TAGS, STORAGE
AND SEARCH RETRIEVAL**

CROSS-REFERENCE TO RELATED
APPLICATIONS

This application is a Continuation of U.S. patent application Ser. No. 15/824,087, filed on Nov. 28, 2017, entitled APPARATUS FOR VOICE ASSISTANT, LOCATION TAGGING, MULTI-MEDIA CAPTURE, TRANSMISSION, SPEECH TO TEXT CONVERSION, PHOTO/VIDEO IMAGE/OBJECT RECOGNITION, CREATION OF SEARCHABLE METATAGS/CONTEXTUAL TAGS, STORAGE AND SEARCH RETRIEVAL, now U.S. Pat. No. 10,237,067, issued Mar. 19, 2019. Application Ser. No. 15/824,087 is a Continuation of U.S. application Ser. No. 15/272,013, filed on Sep. 21, 2016, entitled APPARATUS FOR PERSONAL VOICE ASSISTANT, LOCATION SERVICES, MULTI-MEDIA CAPTURE, TRANSMISSION, SPEECH TO TEXT CONVERSION, PHOTO/VIDEO IMAGE/OBJECT RECOGNITION, CREATION OF SEARCHABLE METATAG(S)/CONTEXTUAL TAG(S), STORAGE AND SEARCH RETRIEVAL, now U.S. Pat. No. 9,832,017, issued Nov. 28, 2017. Application Ser. No. 15/272,013 is a Continuation of U.S. application Ser. No. 14/660,166, filed Mar. 17, 2015, and entitled METHOD FOR PERSONAL VOICE ASSISTANT, LOCATION SERVICES, MULTI-MEDIA CAPTURE, TRANSMISSION, SPEECH CONVERSION, METATAGS CREATION, STORAGE AND SEARCH RETRIEVAL. U.S. application Ser. No. 14/660,166 is a Continuation of U.S. patent application Ser. No. 13/965,625, filed Aug. 13, 2013, and entitled METHOD FOR VOICE COMMAND ACTIVATION, MULTI-MEDIA CAPTURE, TRANSMISSION, SPEECH CONVERSION, METATAGS CREATION, STORAGE AND SEARCH RETRIEVAL, now U.S. Pat. No. 8,983,119, issued on Mar. 17, 2015. U.S. patent application Ser. No. 13/965,625 is a Continuation of U.S. patent application Ser. No. 13/417,229, filed on Mar. 10, 2012, and entitled METHOD FOR MULTI-MEDIA CAPTURE, TRANSMISSION, CONVERSION, METATAGS CREATION, STORAGE AND SEARCH RETRIEVAL, now U.S. Pat. No. 8,509,477, issued on Aug. 13, 2013, the specifications of which are incorporated by reference herein.

U.S. patent application Ser. No. 13/417,229 is a Continuation of U.S. patent application Ser. No. 12/857,358, filed on Aug. 16, 2010, and entitled METHOD FOR MULTI-MEDIA CONVERSION, METATAGS CREATION, STORAGE AND SEARCH RETRIEVAL, published as U.S. Patent Application Publication No. US 2010/0303288, now U.S. Pat. No. 8,135,169, issued on Mar. 13, 2012. U.S. Patent Application Publication No. 2010/0303288 and U.S. Pat. No. 8,135,169 are incorporated by reference herein.

U.S. patent application Ser. No. 12/857,358 is a Continuation of U.S. patent application Ser. No. 11/621,062, filed on Jan. 8, 2007, and entitled METHOD FOR MULTI-MEDIA RECOGNITION, DATA CONVERSION, CREATION OF METATAGS, STORAGE AND SEARCH RETRIEVAL, published as U.S. Patent Application Publication No. U.S. 2007/0150517, now U.S. Pat. No. 7,778,438, issued on Aug.

2

17, 2010. U.S. Patent Application Publication No. U.S. 2007/0150517 and U.S. Pat. No. 7,778,438 are incorporated by reference herein.

U.S. patent application Ser. No. 11/621,062 is a Continuation-in-Part of U.S. patent application Ser. No. 11/325,373, filed Jan. 4, 2006, and entitled APPARATUS FOR CAPTURING INFORMATION AS A FILE AND ENHANCING THE FILE WITH EMBEDDED INFORMATION, published as U.S. Patent Application Publication No. U.S. 2006/0115111, now U.S. Pat. No. 7,184,573, issued on Feb. 27, 2007. Application Ser. No. 11/621,062 claims benefit of U.S. Provisional Application No. 60/757,075, filed on Jan. 6, 2006, and entitled APPARATUS AND METHOD FOR EMBEDDING META-TAGS INTO MEDIA FILES. U.S. Patent Application Publication No. U.S. 2006/0115111 and U.S. Pat. No. 7,184,573 are incorporated by reference herein.

U.S. patent application Ser. No. 11/325,373 is a Continuation of U.S. patent application Ser. No. 10/674,910, filed Sep. 29, 2003, and entitled FORENSIC COMMUNICATION APPARATUS AND METHOD, published as U.S. Patent Application Publication No. U.S. 2004/0125208, now U.S. Pat. No. 6,996,251, issued on Feb. 7, 2006. Application Ser. No. 10/674,910 claims benefit of U.S. Provisional Application No. 60/414,449, filed Sep. 30, 2002, and entitled FORENSIC COMMUNICATION APPARATUS AND METHOD. U.S. Patent Application Publication No. U.S. 2004/0125208, U.S. Pat. No. 6,996,251, and U.S. Application No. 60/414,449 are incorporated by reference herein.

TECHNICAL FIELD

This invention relates to the storage and search retrieval of all types of digital media files, whether music or other audio, still photographs, videos, movies or other types of media.

BACKGROUND

The popularity of digital media devices such as digital cameras, video cameras, mobile phones with audio and video recording capability and portable music devices that have recording capability has exploded in recent years. Instead of recording pictures, video and sound on physical media, modern devices record to rewritable memory devices. This means that the cost to create a new image, movie or audio recording has fallen to near zero, making the number of these recordings available in any given individual's library skyrocket.

But this new ability to store virtually unlimited numbers of media files introduces new problems. First, the sheer number makes it nearly impossible to manually describe and index every media file in one's possession. This means that, for many, photographs, movies and audio recordings are kept in poorly organized computer files and finding any particular picture, movie or recording is a difficult and time-consuming process.

The second problem is the fact that people typically trade up to a new computer every three years or so. This means that hours of video, thousands of pictures or hundreds of audio files must be transferred from the old system to the new—a sometimes daunting task.

A third problem is one can typically access locally stored media files only on the computer on which they reside. If one

3

wishes to share the file with another one must typically employ some file-transfer method ahead of time (email, FTP, public server, etc.)

A fourth problem relates to e-mailing or sending your media files to another party, whereas the receiving party is not able to search the media files for the specific key indexes that the original owner had intended. While there are programs to allow the originator to type in key index words (tags) for searching and retrieving these media files from their personal computer, when these media files are e-mailed or sent to another party, these tags are removed from the media file, therefore the receiving party does not have an ability to search, sort, display, play or print these media files based on the original owners key indexes.

Finally, those who make a living providing content need some method for proving that a given work belongs to them, and that they are the original creator of the work.

SUMMARY

The present invention disclosed and claimed in one aspect thereof a system for capturing data in a first media and storing in a database at a remote location on a network. A network interface device is provided having a first capture device interfacing with a first external information source that generates external information and capturing the first external information during generation thereof. A processor is provided for processing the captured first external information and storing it in a first media format as stored first captured information within the network interface device, the processor initiating the storage of the first captured information as stored first captured information at an initial time and completes storage of the first captured information as stored first captured information at a completion time, thus providing a stored defined set of first captured information representing the first captured information between the initial time and the completion time. A transmitter is provided for transmitting as a transmitted defined set of first captured information the defined set of stored captured information to a remote location on a network after the completion time. A remote processing system is disposed at the remote node on the network and includes a database and a receiver for receiving the transmitted defined set of first captured information from the transmitter associated with the network interface device as a received defined set of first captured information. A data converter is operable to convert the received defined set of first captured information to a second format as a set of converted first captured information, the second format different than the first media format, the second format being a searchable format. The database then stores the set of converted captured information.

BRIEF DESCRIPTION OF THE DRAWINGS

For a more complete understanding of the present invention and the advantages thereof, reference is now made to the following description taken in conjunction with the accompanying Drawings in which:

FIG. 1 illustrates a block diagram of the overall operation of the system in accordance with the present disclosure.

FIG. 2 illustrates a block diagram of one embodiment of the overall operation of the system in accordance with the present disclosure.

FIG. 3 illustrates a block diagram of another embodiment of the overall operation of the system in accordance with the present disclosure.

4

FIG. 4 illustrates a block diagram of the file management of the system in accordance with the present disclosure.

DETAILED DESCRIPTION

Referring now to FIG. 1, there is illustrated a block diagram of the overall operation of the system in accordance with the present disclosure. The invention is best described by beginning with the capture device 100.

Still pictures, moving pictures, audio, telemetry or other information (hereafter called simply, "information") is gathered by the data converter 102 and organized into one "data element" 104 consisting of a single picture, a movie/video clip, an audio clip, a sample of telemetry data or other logical grouping of related information. The data converter 102 can be any type of data capture information. For pictures, a digital camera can be utilized and, for movie/video clips, the data converter can be a digital video recorder (DVR). In general, the data converter is any type of device that will capture the information and place it in some type of digitized format. As will be understood and discussed herein below, this digitized format is typically native to the data converter and the manufacturer. Some manufacturers have a particular file format in which they generate the information. This file format may have a designator as to the user, a sequence number or time stamp.

At the same time the data element is created by the capture device 100, certain other data ("meta data") 106 is captured as well. This meta data may include time and date 158, location 160, operator identification 162, or other information deemed relevant to establish the context of the data element. The time, date and location may be taken from a GPS unit, or may be derived by time-domain analysis of certain types of mobile phone signals or wireless network domains.

In some embodiments of this invention, it may be desirable to use a technique known as steganography to permanently and indelibly embed the meta data directly into the data element. By using one of several well-known steganographic techniques, the data element can be subtly altered such that 1) it is difficult to determine that hidden information is stored in the data element, and 2) even if it is known that hidden information is stored in the data element, retrieval without some secret information (a "key") is difficult. In this way, the data element can be guaranteed authentic even if stripped from external meta data.

Also, at the time of information capture, the capture device may gather additional information from the operator by means of a secondary data converter 108 that relates to defining the context of the data element. For example, after a camera/video recorder takes a picture/video, a microphone (the secondary data converter) might capture the audio describing the image or the audio from the video just captured. This "context description element" 110 is stored along with the data element and the meta data.

At this point, the capture device 100 has in its internal temporary storage the data element, the meta data and optionally the context description element. It now creates a composite data set using one of a number of well-known algorithms for combining multiple data sets into a single data set. For example, the well-known ZIP compression algorithm routinely performs statistical compression on a number of input files and creates a single output file such that, with the proper decompression algorithm, the original set of files can be recovered without data loss. This "combine and compress" function 112 creates a data set called the "composite element." 114.

5

The capture device now encrypts the composite element using any of a number of well-known encryption algorithms. In the preferred embodiment, the composite element is first encrypted using a symmetrical cryptosystem **116** using a key **118** shared by the capture device and the storage facility. The resulting “singly-encrypted element” **120** is then hashed. “Hashing” **122** is a technique that generates a digital “signature” for a data set, such that any party wishing to verify the correctness of the data set can easily recalculate the hash and compares it with the previously calculated hash. Hash algorithms have the further property that it is computationally difficult to find multiple data sets that have the same hash value. This calculated hash value (“element hash”) **124** becomes part of the meta data set that is to be associated with the data element.

It is now necessary for the capture device to contact the storage facility over some communications medium. This communications medium **126** can be any mechanism that permits near real-time, two-way communication. The specifics of the communication medium are not disclosed here, but could comprise a wireless telephone network, the public switched telephone network, or the Internet. The capture device sends the meta data **106** (now consisting of the time, date, operator identification, image, video, audio, “context description element” **110**, hash **122** and possibly other data) to the storage facility **128**.

The storage facility validates the meta data received from the capture device and, if authorized, combines and hashes **130** the received meta data and a secret number **132** known only to the storage facility. This hash is appended to the original meta data set and is then returned to the capture device as a “certificate.” **134** At a later time, the certificate can be presented to the storage facility to determine if a data element is authentic.

The singly encrypted element **120** is now combined with the certificate **134** and then is further encrypted using an asymmetrical cryptosystem **136** under the public encryption key **164** of the storage facility **128**, designated K_{SU} . This new packet (the “transport packet”) **138** is now ready to transmit to the storage facility **128**.

When it receives the transport packet **138**, the storage facility **128** first decrypts **140** the packet **138** using its private decryption key **166** designated as K_{SR} . This gives the storage facility **128** access to the certificate **134** (which contains the meta data **106**). The certificate can be validated **142** by rehashing the meta data **106** and the secret number **132**. Unpacking the certificate **134**, the storage facility **128** now knows the identity of the capture device **100**, and can use this to retrieve the secret, symmetrical key **118** under which the singly encrypted element **120** is encrypted. The storage facility **128** now decrypts **149** the singly encrypted element **120** to retrieve the composite element **114**; then expands and recovers **150** the composite element to retrieve the data element **104**, the meta data **106**, and the context description element **110**, if present.

Now, the storage facility **128** can store the data element **104** under the owner’s account in its mass storage **144**. The storage facility knows the owner’s identity because it was disclosed in the meta data **106**. The storage facility also adds “context tags” **146** by methods dependent on the type of data that is being stored.

Context tags **146** are searchable elements derived from either the data element **104** itself or from the context description element **110**. For example, if the data element **104** is a still photograph or video, the storage facility may create context tags that describe elements of the scene or image(s), such as “animal,” or “dog,” or “Spot,” depending

6

on the mechanism that converts the information in the data element or the context description element into a tag.

It is equipment analyze the data elements (photograph, movie, audio recording, etc.) and create **148** a set of appropriate tags. For audio files, this may include a speech-to-text algorithm; for still or moving images, it may include image recognition and identification. Whatever the method used, at the end of the process the set of data to store includes the data element **102**, the context element **110**, and meta data **106** that now includes a set of searchable tags specific to that image, video, audio or other media. **146**, presumed that, as image and voice recognition improve; this task can be fully automated. Therefore, the preferred embodiment of this invention is to have the task automated.

Retrieval of the data elements is performed from some access point **152** remote from the storage facility **128**. To retrieve data elements, a client must prove to the storage facility that the client is authorized to access the desired data element. This can be done in any number of ways, but in the preferred embodiment of the invention, it is a password challenge. The access point **152** creates an authentication request **154** and transmits the request via the communications medium **126** to the storage facility **128**. At the storage facility, the request is authenticated **156**. Once the challenge has been successfully met, the client can access the data elements belonging to it. Details of the authentication process may include password authentication, a challenge/response protocol, or may employ a hardware authentication device.

Once the request for information has been authenticated, the storage facility **128** reads the requested information from the bulk storage device **144** and encrypts **169** under the public key of the requester **168**, designated as K_{CR} . The encrypted data is then transmitted to the client over the communications medium **126**. Upon arrival, the message is decrypted **172** under the client’s private key **170** designated as K_{CR} and the data **174** is recovered.

Once the data has been retrieved, the tags may be edited or removed and new tags added. Other meta data; particularly location and time and date cannot be changed.

Variations of the system include placing the ability to enter tags on the data capture device itself. This could be in the form of a keypad, a touch screen or voice recognition software. If this option were taken, the data packet from the image capture device would include the tags in the meta data rather than a context description element.

Another variation applies to highly secure applications in which it is desirable to keep the data element **104** encrypted even while at the storage facility. In this variation, the data element **104** is encrypted under a symmetrical cryptosystem prior to combination with the meta data **106** and the context description element **110**. This variation precludes the automatic extraction of tags from the data element itself, but still permits tagging based on the context description element.

Referring now to FIG. 2, there is illustrated a diagrammatic view of the overall operation of the system. In this system, the capture device **100** is disclosed wherein the actual device that captured it, the device **102**, is illustrated as being a digital camera. This has a lens **202** associated therewith, with the output of the camera being a digitized image **204**. This is basically the data element **104** of FIG. 1. It can be seen that the element **204** is in a digitized format that is typically native to the camera. This can be any type of video capture element for capturing an image **206**.

Once the image is captured, it is stored in a data base **208**. In addition to this information, various associated information such as audio, timestamp, GPS, location, etc. can be

collected. One method for collecting the audio information, for example, is to utilize a microphone **210** that will capture the information and then digitize it in a digitizing block **212** utilizing an analog-to-digital converter, for example. This not only converts it to a digital value but, further, will convert it to a particular audio format such as a *.WAV file format. This particular file format is stored in the database **208**. Of course, any other type of digital format could be utilized that is consistent with an audio format. The GPS information for location can be collected with an external GPS system **218** and timestamp information can internally be generated.

After all the information regarding the video information and the audio information, for example, is collected, it is stored in the database **208** and then must be output therefrom. In this embodiment, there are two types of attached information that are to be embedded within the image at a later time. The first set of information is the GPS information, the timestamp information, etc., that is collected automatically with any image. This information is created in a temporal relationship with respect to that particular image at the time of the capture of the image information. This location information, timestamp information, etc., is information that is unique to the photograph and defines that image. Further, user information can be provided which defines the user information that is associated with the capture device, i.e., the camera. The additional information, the audio information, is provided in the form of comments and the such which can be stored. Therefore, when the data in the form of the image information is to be transmitted to the remote site, it is combined with the additional GPS, location, timestamp, etc., information and the audio input information.

There is typically provided a unique file format that defines the digital image and this unique file name can be utilized to define all of the secondary information such that there is a unique association of that information with the image. Thereafter, a compress module **220** is provided for compressing the information in a compressed file format such as a *.ZIP file format. This is just a manner to transmit a number of files together. However, at the reception point, when the files are extracted from this *.ZIP file, there must be some way to distinguish the files and again associate them. This is done, for example, with a unique file naming structure. However, there could be other techniques utilized to uniquely identify the association between these different files.

Once this compressed file format is transmitted to the storage facility **128**, it is stored in a database **226**. At this time there will be, for example, a video clip or a video image (such as a still image) stored in association with the various information that is associated therewith. This, in effect, is a relational database that provides data storage in close association with each other. The first thing that must be done is to extract the information from the data. This is done in a block **228** wherein the associated information is extracted from the database, this being the associated information, and then processed. Typically, the associated information will be the audio information in the audio file format. This must be converted. One conversion that is provided for is to convert the audio formatted data to text data. Therefore, one type of audio-to-text converter can be a voice translation system. There are many of these that are provided such as the Dragon Naturally Speaking systems.

Once the text format has been provided, this is a converted to intermediate formatted data, i.e., text data, that can then be processed in a format that can be embedded within

a video file or an image file. This can then be converted into HTML data or other data. This will typically be formatted such that it can be defined as a meta tag for association with the video image. This meta tag is then combined with the image in a block **230**. Once combined, this will then be stored in the database in association with the original raw video and raw audio files. Thereafter, there is an access and retrieval block **152** that can allow one to access the particular modified or "tagged" image via a search. There can be provided a search algorithm that searches all of the tagged images. This searching can be performed based upon the GPS location information, the timestamp information, the added audio comment information, etc. Any information that can be provided over and above the video information that was provided in all of the associated information at the camera can then be searched, as this is the information that is contained in the appended information to the image.

Referring now to FIG. 3, there is illustrated an alternate embodiment wherein substantially all of the combining operation is contained within the capture device **100** or the camera. Again, there is provided the capture device **102** in the form of the camera that captures the image **206**. This is converted and stored in a database **306**. The database **306** is basically the combination of database **208** and the database **226**. Initially, all of the information from the digital video image **204** and the audio information and all other associated information such as the GPS information, timestamp, etc., are all stored in the database **306**. There will be a corresponding process **308** for taking the associated information and converting it into different information, i.e., a meta tag, which is substantially the same as the process **228**. Once the associated process is combined it is converted into that format, then it can be combined with the image in a process block **310**, similar to the process block **230**. Once this occurs, then there is provided a combined video/image with meta data that can be transmitted. This is illustrated as the augmented image **316** which has meta data associated therewith. This is transmitted for storage at the storage facility in a database **318**. This is searchable through the access/retrieval process **152**, as described herein above.

Referring now to FIG. 4, there is illustrated one exemplary embodiment of the file structure. The image **204** is a digitized image that constitutes a particular file folder that will have a particular video or image format. This could be a JPEG format, an MPEG format or any other type of video format. This is referred to as one having the extension *.VID (for generic purposes). The file format in this embodiment will have a user ID section **402**, a time/date stamp section **404**, a sequence number **406** and a device number **408**. This will have the format of XXX.AAAA.XXX.XXX.VID. The user ID section **402** will define the user of the capture device, this typically being configuration information that is input to the system. The time/date stamp is time and date information that can be taken from an internal clock or it can be derived from some external accurate time source. The sequence number **406** is typically internally generated with a counter that represents an internal sequence that is unique to a particular capture device. However, among different capture devices, the sequence could be the same. The device section **408** is a unique device number given to a particular device. Therefore, with the user ID information, the time/date stamp, the sequence number and the device number, a very unique file number will be generated. Further, the sequence and the time/date information will be different for each file. Thereafter, the information retrieved from the GPS **218** will be disposed in a folder with an extension of, for example, *.GPS. This will be stored in the file folder **208**. The file

numbering will be identical to the file nomenclature other than the extension will be identical to that of the digitized video file. Similarly, the audio information will be stored in a file folder with an extension of, for example, *.WAV with the body of the file name being identical to that of the digitized video file. This will all be stored in the database 208 and then combined in a compressed folder of the *.ZIP type. The actual file name for this can be any type of file name and it does not have to be identical or unique with respect to the name. However, there should be some type of unique file name in that, a random filename could be duplicated by other capture devices. Thus, in the preferred embodiment of this disclosure, the unique body of the *.ZIP file will be identical to that associated with the files contained therein such that this will have a filename of "XXX- 15 .AAAA.XXX.XXX.ZIP." This is the file that is transmitted.

As a summary, the system of the present disclosure provides a system for capturing, storing, indexing and retrieving data objects, which can include a capture device, a storage facility and an access point. The system consists of a primary data converter, a secondary data converter, a meta data source, a data combiner and compressor, a symmetrical encryptor, a one-way hash function, an asymmetric encryptor, and a communications port. The primary data converter captures some physical phenomenon such as, but not limited to a still image, a moving image, a sound, or some other factor, into a primary data set. The secondary data converter is capable of capturing some phenomenon into a secondary data set, related to but separate from the information captured by the primary data converter. The meta data source produces a device identifier, time, date, location, and other data related to the information captured by the primary data converter into a meta data set. The source of the time, date and location information is a GPS receiver, a wireless receiver or another receiver. The source of the device identifier is a read-only memory device. The data combiner and compressor is capable of combining the output of the multiple sources of data (the primary data converter, the secondary data converter, and the meta data source) into a single data stream, and then compressing said data stream into a compressed data set such that the compressed data set requires fewer transmission or storage resources than the uncompressed stream, but remains recoverable such that the original data from the primary data converter, the secondary data converter and the meta data source can be recovered without error. The symmetrical encryptor is capable of using a key shared with another party to convert the data stream from the data combiner and compressor into a singly encrypted data set that is unusable by any party other than the party that has knowledge of the key. The one-way hash function is capable of calculating for the encrypted data stream from the symmetric encryptor a number associated with said data stream such that (a) the number represents the data stream, but the data stream is not recoverable from the number, and (b) that it is computationally infeasible to create a second data stream that, when presented to the one-way hash function, produces an identical number. The communications port is capable of sending the meta data and the hash to a second party. The communications port is further capable of receiving from a second party a certificate that has the property of (a) being uniquely and verifiably identified with the meta data and hash of claim 12, and (b) being verifiably identified as originating with the second party. The asymmetric encryptor is capable of converting the output of the symmetric encryptor and other data into an encrypted information packet that can be read only by a specific second party by means of a pair of related but

non-identical keys, the encryption key and the decryption key. The communications port is further capable of conveying the encrypted information packet to a second party. The storage facility consists of a communications port, a device authenticator, an asymmetric decryptor, a validator, a symmetric decryptor, a data expander and recovery device, a tag generator, a mass storage mechanism, an asymmetric encryptor, and a user authenticator. The communications port is capable of receiving a request from validation from the capture device. The device authenticator is capable of verifying that the capture device is authorized to use the storage facility and to create an authentication certificate such that (a) it is computationally infeasible to create a second meta data set or hash that creates an identical authentication record, and (b) the authentication record is uniquely identified with the storage facility. The asymmetric encryptor is capable of using the decryption key to recover the authentication certificate and the singly encrypted data set. The validator is capable of determining if the recovered authentication certificate (a) was generated by the storage facility, and (b) is valid for the presented hash and meta data. The symmetric decryptor is capable of converting the singly encrypted data set into the compressed data set. The data expander and recovery device is capable of converting the compressed data set into the original primary data set, the secondary data set, and the meta data set. The tag generator is capable of taking the primary data set, the secondary data set and the meta data set and producing a set of index tags that describe the primary data set. The tag generator in which the tag generation is performed by a human operator. The tag generation is performed by a speech-to-text function or by an image recognizer. The mass storage mechanism is capable of storing the primary data set, the secondary data set and the meta data set in a way that the information can be retrieved based on the index tags. The user authenticator is capable of receiving requests from access points and verifying their authority to perform retrieval operations at the storage facility.

The system can, at its most condensed version, comprise an asymmetric encryptor capable of converting data read from the mass storage mechanism using a public encryption key into a form usable only by a party with knowledge of a secret key that corresponds to the said public encryption key. The access point consists of an asymmetric decryptor, a communications port and an authentication requester. The authentication requester is capable of identifying the access point and the data element or elements to be recovered from the storage facility in a manner that proves its authority to access said data element or elements.

What is claimed is:

1. A method for capturing image and audio information for storage in a database at a location on a network, comprising the steps of:

- interfacing a microphone with an external audio information source that generates external audio information and converting with a first data converter the external audio information from the microphone;
- interfacing a camera with an external image source to capture an image therefrom;
- the first data converter processing the captured external audio information and storing it in a first digital audio format as stored digital audio within the capture device;
- the camera for processing the captured image and storing it as a stored digital image;
- capturing with a data capture device, as captured data, location information and time information associated

11

with at least the capture of the image and storing the captured data as stored captured data;
 combining with a data combiner for the stored digital audio, stored digital image and stored captured data as a composite data set;
 encrypting the composite data set as an encrypted composite data set;
 transmitting with a transmitter the encrypted composite data set to the location on the network; and
 wherein a system disposed at the location on the network operates to:
 receive the transmitted encrypted composite data set from the transmitter,
 decrypt the received encrypted composite data set as a decrypted composite data set to provide the decrypted composite data set as a received set of decrypted captured information,
 converting with a system data converter the received digital audio in the decrypted composite data set to a text based searchable file as a text context tag and creating an image recognition searchable context tag with image recognition of at least a portion of the digital image in the decrypted composite data set and associating the text and image recognition context tags with the digital image in the received decrypted composite data set, and
 storing in the database the digital image in the decrypted composite data set in association with the text and image recognition context tags as a stored context based digital image and in association with the received captured data in the decrypted composite data set.

2. The method of claim 1, wherein the first data converter captures the first external audio information from the microphone during generation thereof.

3. The method of claim 1, wherein the camera captures the image from the external image source at an instant in time.

4. The method of claim 1, wherein the first data converter processes the captured external audio information from a start event representing the time that capture of the external audio information is initiated to a stop event representing the time that capture of the external audio information is complete.

5. The method of claim 4, wherein the step of transmitting transmits the encrypted composite data set to the location on the network after at least the stop event associated with the processing of the captured external audio information.

6. A method for capturing image and audio information for storage, comprising:
 executing a capture operation with a capture device by the steps of:
 providing internal storage;
 interfacing a microphone with an external audio information source that generates external audio information and converting with a first data converter the first external audio information from the microphone,
 interfacing a camera with an external image source to capture an image therefrom;
 the first data converter processing the captured external audio information and storing it in a first digital audio format as stored digital audio in internal storage within the capture device, the camera for processing the captured image and storing it as a stored digital image in internal storage;
 capturing with a data capture device, as captured data, location information, and time information associ-

12

ated with at least the capture of the image and storing the captured data as stored captured data;
 converting with a media data converter the received digital audio to a text based searchable file as a text context tag and creating an image recognition searchable context tag with image recognition of at least a portion of the digital image and associating the text and image recognition context tags with the digital image and the captured data, and
 storing in the internal storage the digital image in association with the text and image recognition context tags in addition to the stored captured data.

7. The method of claim 6, wherein the first data converter captures the first external audio information from the microphone during generation thereof.

8. The method of claim 6, wherein the step of capturing captures the image with the camera from the external image source at an instant in time.

9. The method of claim 6, wherein the first data converter processes the captured external audio information from a start event representing the time that capture of the external audio information is initiated to a stop event representing the time that capture of the external audio information is complete.

10. The method of claim 6, and further including:
 transmitting with a transmitter associated with the capture device the composite data set to the location on the network;
 wherein a system disposed at the location on a network operates to
 receive with a receiver the transmitted composite data set from the transmitter associated with the capture device as a received set of captured information,
 provide a database, and
 store in the database the received composite data set.

11. The method of claim 10, wherein the step of capturing with the first data converter processes the captured external audio information from a start event representing the time that capture of the external audio information is initiated to a stop event representing the time that capture of the external audio information is complete.

12. The method of claim 11, wherein the step of transmitting transmits the received composite data set to the location on the network after at least the stop event associated with the processing of the captured external audio information.

13. A method for capturing image and audio information for storage, comprising the steps of:
 providing internal storage;
 interfacing a microphone with an external audio information source that generates external audio information and converting with a first data converter the external audio information from the microphone;
 interfacing a camera with an image source to capture an image therefrom;
 capturing with a capture device, as captured data, location information and time information associated with at least the capture of the image and storing the captured data as stored captured data;
 the first data converter processing the captured external audio information and storing it in a first digital audio format as stored digital audio within the capture device, the camera for processing the captured image and storing it as a stored digital image;
 converting with a second data converter the received digital audio to a text based searchable file as a text context tag and creating an image recognition search-

13

14

able context tag with image recognition of at least a portion of the digital image and associating the text and image recognition context tags with the digital image and with the stored captured data; and storing in the internal storage the digital image in association with the text and image recognition context tags in addition to the stored captured data.

14. The method of claim **13**, wherein the image source is an external image source.

15. The method of claim **13**, wherein the step of converting with the first data converter captures the first external audio information from the microphone during generation thereof.

16. The method of claim **13**, wherein the step of capturing captures with the camera the image from the image source at an instant in time.

17. The method of claim **13**, wherein the step of converting with the first data converter processes the captured external audio information from a start event representing the time that capture of the external audio information is initiated to a stop event representing the time that capture of the external audio information is complete.

* * * * *