

(12) **United States Patent**  
**Malone**

(10) **Patent No.:** **US 9,832,017 B2**  
(45) **Date of Patent:** **\*Nov. 28, 2017**

(54) **APPARATUS FOR PERSONAL VOICE ASSISTANT, LOCATION SERVICES, MULTI-MEDIA CAPTURE, TRANSMISSION, SPEECH TO TEXT CONVERSION, PHOTO/VIDEO IMAGE/OBJECT RECOGNITION, CREATION OF SEARCHABLE METATAG(S)/ CONTEXTUAL TAG(S), STORAGE AND SEARCH RETRIEVAL**

(71) Applicant: **MYPORT TECHNOLOGIES, INC.**, McKinney, TX (US)

(72) Inventor: **Michael F. Malone**, McKinney, TX (US)

(73) Assignee: **MYPORT IP, INC.**, McKinney, TX (US)

(\* ) Notice: Subject to any disclaimer, the term of this patent is extended or adjusted under 35 U.S.C. 154(b) by 0 days.

This patent is subject to a terminal disclaimer.

(21) Appl. No.: **15/272,013**

(22) Filed: **Sep. 21, 2016**

(65) **Prior Publication Data**  
US 2017/0011106 A1 Jan. 12, 2017

**Related U.S. Application Data**

(63) Continuation of application No. 14/660,166, filed on Mar. 17, 2015, now abandoned, which is a (Continued)

(51) **Int. Cl.**  
**H04L 9/14** (2006.01)  
**G06F 17/30** (2006.01)  
(Continued)

(52) **U.S. Cl.**  
CPC ..... **H04L 9/14** (2013.01); **G06F 17/3028** (2013.01); **G06F 17/30038** (2013.01);  
(Continued)

(58) **Field of Classification Search**  
USPC ..... 382/100, 190, 305; 705/26.1–27.1  
See application file for complete search history.

(56) **References Cited**

U.S. PATENT DOCUMENTS

55,422 A 6/1866 Roustaei  
2,950,971 A 8/1960 Lewin  
(Continued)

FOREIGN PATENT DOCUMENTS

EP 0905966 3/1999  
EP 1204277 5/2002  
(Continued)

OTHER PUBLICATIONS

U.S.; Request for Ex Parte Reexamination in related re-exam U.S. Appl. No. 90/013,265; dated Jun. 6, 2014; 1085 pages Jun. 6, 2014.  
(Continued)

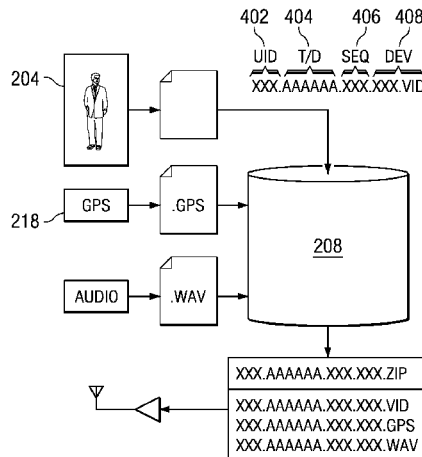
*Primary Examiner* — Ishrat I Sherali

(74) *Attorney, Agent, or Firm* — Munck Wilson Mandala, LLP

(57) **ABSTRACT**

This invention relates to a network interface device. A first capture device interfaces with a first external information source to capture first external information. A processor processes the captured first external information and stores it in a first media. The processor initiates the storage of the first captured information at an initial time and completes storage of the first captured information at a completion time, thus providing a stored defined set of first captured information. A transmitter transmits the defined set of stored captured information to a remote location on a network. A remote processing system is disposed at the remote node on

(Continued)



the network and includes a database and a receiver for receiving the transmitted defined set of first captured information. A data converter is operable to convert the received defined set of first captured information to a second format. The database stores the set of converted captured information.

**17 Claims, 4 Drawing Sheets**

**Related U.S. Application Data**

continuation of application No. 13/965,625, filed on Aug. 13, 2013, now Pat. No. 8,983,119, which is a continuation of application No. 13/417,229, filed on Mar. 10, 2012, now Pat. No. 8,509,477, which is a continuation of application No. 12/857,358, filed on Aug. 16, 2010, now Pat. No. 8,135,169, which is a continuation of application No. 11/621,062, filed on Jan. 8, 2007, now Pat. No. 7,778,438, and a continuation-in-part of application No. 11/325,373, filed on Jan. 4, 2006, now Pat. No. 7,184,573, which is a continuation of application No. 10/674,910, filed on Sep. 29, 2003, now Pat. No. 6,996,251.

(60) Provisional application No. 60/757,075, filed on Jan. 6, 2006, provisional application No. 60/414,449, filed on Sep. 30, 2002.

(51) **Int. Cl.**

- H04L 9/32* (2006.01)
- H04N 5/76* (2006.01)
- H04N 5/44* (2011.01)
- H04N 21/258* (2011.01)
- H04N 21/266* (2011.01)
- H04N 21/2747* (2011.01)
- H04N 21/41* (2011.01)
- H04N 21/658* (2011.01)
- H04N 21/835* (2011.01)
- H04N 21/84* (2011.01)
- H04N 5/77* (2006.01)
- H04N 5/92* (2006.01)

(52) **U.S. Cl.**

- CPC .. *G06F 17/30244* (2013.01); *G06F 17/30268* (2013.01); *G06F 17/30749* (2013.01); *H04L 9/3263* (2013.01); *H04L 9/3271* (2013.01); *H04L 9/3297* (2013.01); *H04N 5/44* (2013.01); *H04N 5/76* (2013.01); *H04N 21/25816* (2013.01); *H04N 21/25875* (2013.01); *H04N 21/26603* (2013.01); *H04N 21/26613* (2013.01); *H04N 21/2747* (2013.01); *H04N 21/4108* (2013.01); *H04N 21/6582* (2013.01); *H04N 21/835* (2013.01); *H04N 21/84* (2013.01); *H04L 2209/60* (2013.01); *H04L 2209/80* (2013.01); *H04N 5/77* (2013.01); *H04N 5/9201* (2013.01)

(56) **References Cited**

U.S. PATENT DOCUMENTS

- 3,439,598 A 4/1969 Weitzner, et al.
- 4,015,240 A 3/1977 Swonger et al.
- 4,109,237 A 8/1978 Hill
- 4,115,805 A 9/1978 Morton
- 4,270,853 A 6/1981 Hatada et al.
- 4,270,854 A 6/1981 Stemme et al.

- 4,334,241 A 6/1982 Kashioka et al.
- 4,344,682 A 8/1982 Hattori
- 4,389,109 A 6/1983 Taniguchi et al.
- 4,443,077 A 4/1984 Tanikawa
- 4,528,588 A 7/1985 Lofberg
- 4,574,319 A 3/1986 Konishi
- 4,613,911 A 9/1986 Ohta
- 4,620,318 A 10/1986 Hill
- 4,642,717 A 2/1987 Matsuda et al.
- 4,742,369 A 5/1988 Ishii et al.
- 4,905,029 A 2/1990 Kelley
- 4,951,079 A 8/1990 Hoshino et al.
- 4,965,626 A 10/1990 Robison et al.
- 4,977,419 A 12/1990 Wash et al.
- 4,983,996 A 1/1991 Kinoshita
- 4,994,831 A 2/1991 Marandi
- 4,995,086 A 2/1991 Lilley et al.
- 5,023,635 A 6/1991 Nealon
- 5,025,283 A 6/1991 Robinson
- 5,027,149 A 6/1991 Hoshino et al.
- 5,031,122 A 7/1991 Witty
- 5,070,355 A 12/1991 Inoue et al.
- 5,097,278 A 3/1992 Tamamura et al.
- 5,099,262 A 3/1992 Tanaka et al.
- 5,103,486 A 4/1992 Grippi
- 5,128,700 A 7/1992 Inoue et al.
- 5,142,310 A 8/1992 Taniguchi et al.
- 5,146,249 A 9/1992 Hoda et al.
- 5,160,952 A 11/1992 Iwashita et al.
- 5,245,372 A 9/1993 Oashima
- 5,247,300 A 9/1993 Sohn
- 5,267,042 A 11/1993 Tsuchiya et al.
- 5,276,472 A 1/1994 Bell et al.
- 5,313,235 A 5/1994 Inoue et al.
- 5,335,072 A 8/1994 Tanaka et al.
- 5,410,598 A 4/1995 Shear
- 5,426,745 A 6/1995 Baji et al.
- 5,493,677 A 2/1996 Balogh et al.
- 5,499,294 A 3/1996 Friedman
- 5,502,576 A 3/1996 Ramsay et al.
- 5,506,644 A 4/1996 Suzuki et al.
- 5,515,042 A 5/1996 Nelson
- 5,519,778 A 5/1996 Leighton et al.
- 5,530,759 A 6/1996 Braudaway et al.
- 5,546,145 A 8/1996 Bernardi et al.
- 5,568,570 A 10/1996 Rabbani
- 5,581,800 A 12/1996 Fardeau et al.
- 5,602,458 A 2/1997 Dowe
- 5,617,119 A 4/1997 Briggs et al.
- 5,629,980 A 5/1997 Stefik
- 5,633,678 A 5/1997 Parulski et al.
- 5,642,285 A 6/1997 Woo et al.
- 5,646,990 A 7/1997 Li
- 5,646,997 A 7/1997 Bartson
- 5,657,077 A 8/1997 DeAngelis et al.
- 5,682,458 A 10/1997 Funazaki
- 5,692,104 A 11/1997 Chow et al.
- 5,692,225 A 11/1997 Bernardi et al.
- 5,706,457 A 1/1998 Dwyer et al.
- 5,712,679 A 1/1998 Coles
- 5,726,660 A 3/1998 Purdy et al.
- 5,732,354 A 3/1998 MacDonald
- 5,737,491 A 4/1998 Allen et al.
- 5,740,244 A 4/1998 Indeck et al.
- 5,765,152 A 6/1998 Erickson
- 5,767,496 A 6/1998 Swartz et al.
- 5,768,640 A 6/1998 Takahashi et al.
- 5,786,851 A 7/1998 Kondo et al.
- 5,787,186 A 7/1998 Schroeder
- 5,796,428 A 8/1998 Matsumoto et al.
- 5,799,092 A 8/1998 Kristol et al.
- 5,806,005 A 9/1998 Hull et al.
- 5,815,201 A 9/1998 Hashimoto et al.
- 5,819,289 A 10/1998 Sanford, II et al.
- 5,822,432 A 10/1998 Moskowitz et al.
- 5,825,890 A 10/1998 Elgamal et al.
- 5,828,809 A 10/1998 Chang et al.
- 5,835,667 A 11/1998 Wactlar et al.
- 5,841,886 A 11/1998 Rhoads

(56)

References Cited

U.S. PATENT DOCUMENTS

5,841,978	A	11/1998	Rhoads	6,526,351	B2	2/2003	Whitham
5,845,281	A	12/1998	Benson	6,532,298	B1	3/2003	Cambier et al.
5,857,038	A	1/1999	Owada et al.	6,535,298	B2	3/2003	Winter et al.
5,862,260	A	1/1999	Rhoads	6,560,339	B1	5/2003	Iwamura
5,872,865	A	2/1999	Normile et al.	6,560,660	B1	5/2003	Flanagin
5,889,578	A	3/1999	Jamzadeh	6,571,271	B1	5/2003	Savitzky et al.
5,892,900	A	4/1999	Ginter et al.	6,577,336	B2	6/2003	Safai
5,893,095	A	4/1999	Jain et al.	6,591,365	B1	7/2003	Cookson
5,907,149	A	5/1999	Marckini	6,606,117	B1	8/2003	Windle
5,913,078	A	6/1999	Kimura et al.	6,611,607	B1	8/2003	Davis et al.
5,923,327	A	7/1999	Smith et al.	6,628,325	B1	9/2003	Steinberg et al.
5,940,121	A	8/1999	McIntyre et al.	6,636,158	B1	10/2003	Bando et al.
5,943,422	A	8/1999	Van Wie et al.	6,636,249	B1	10/2003	Rekimoto
5,978,773	A	11/1999	Hudetz et al.	6,670,984	B1	12/2003	Tanaka et al.
5,991,876	A	11/1999	Johnson et al.	6,681,029	B1	1/2004	Rhoads
5,995,630	A	11/1999	Borza	6,683,649	B1	1/2004	Anderson
5,995,936	A	11/1999	Brais et al.	6,687,383	B1 *	2/2004	Kanevsky ..... G10L 19/018 380/210
6,005,936	A	12/1999	Shimizu et al.	6,714,778	B2	3/2004	Nykanen et al.
6,014,183	A	1/2000	Hoang	6,720,879	B2	4/2004	Edwards
6,014,569	A	1/2000	Bottum	6,741,864	B2	5/2004	Wilcock et al.
6,023,241	A	2/2000	Clapper	6,747,692	B2	6/2004	Patel et al.
6,031,526	A	2/2000	Shipp	6,750,902	B1	6/2004	Steinberg et al.
6,064,764	A	5/2000	Bhaskaran et al.	6,786,397	B2	9/2004	Silverbrook et al.
6,065,119	A	5/2000	Sandford, II et al.	6,788,800	B1	9/2004	Carr et al.
6,104,430	A	8/2000	Fukuoka	6,807,534	B1	10/2004	Erickson
6,111,605	A	8/2000	Suzuki	6,831,682	B1	12/2004	Silverbrook et al.
6,115,137	A	9/2000	Ozawa et al.	6,833,861	B2	12/2004	Matsumoto et al.
6,115,717	A	9/2000	Mehrotra et al.	6,853,987	B1	2/2005	Cook
6,122,403	A	9/2000	Rhoads	6,856,344	B2	2/2005	Franz
6,141,753	A	10/2000	Zhao et al.	6,889,324	B1	5/2005	Kanai et al.
6,148,091	A	11/2000	DiMaria	6,895,126	B2	5/2005	Di Bernardo et al.
6,160,964	A	12/2000	Imoto	6,914,695	B2	7/2005	Walters et al.
6,166,729	A	12/2000	Acosta	6,947,571	B1	9/2005	Rhoads et al.
6,181,373	B1	1/2001	Coles	6,952,164	B2	10/2005	Junqua
6,185,316	B1	2/2001	Buffam	6,956,671	B2	10/2005	Monty et al.
6,185,683	B1	2/2001	Ginter et al.	6,959,868	B2	11/2005	Tsikos et al.
6,198,989	B1	3/2001	Tankhilevich et al.	6,965,324	B1	11/2005	Suggs, Sr.
6,205,249	B1	3/2001	Moskowitz	6,968,366	B1	11/2005	Zhang et al.
6,208,746	B1	3/2001	Musgrave	6,968,453	B2	11/2005	Doyle et al.
6,212,401	B1	4/2001	Ackley	6,990,444	B2 *	1/2006	Hind ..... G10L 21/06 704/235
6,219,560	B1	4/2001	Erkkila	6,996,251	B2	2/2006	Malone et al.
6,222,985	B1	4/2001	Miyake	7,010,144	B1	3/2006	Davis et al.
6,233,684	B1	5/2001	Stefik et al.	7,016,899	B1	3/2006	Stern et al.
6,243,480	B1	6/2001	Zhao et al.	7,043,048	B1 *	5/2006	Ellingson ..... H04N 1/32101 382/100
6,243,481	B1	6/2001	Tao	7,053,938	B1	5/2006	Sherry
6,269,446	B1	7/2001	Schumacher et al.	7,095,871	B2	8/2006	Jones et al.
6,282,362	B1	8/2001	Murphy et al.	7,184,573	B2	2/2007	Malone et al.
6,282,654	B1	8/2001	Ikeda et al.	RE39,526	E	3/2007	Hull et al.
6,292,092	B1	9/2001	Chow et al.	7,265,779	B2	9/2007	Sato et al.
6,292,633	B1	9/2001	Nakagawa	7,269,596	B2 *	9/2007	Williams ..... H04N 21/235
6,300,880	B1	10/2001	Sitnik	7,319,484	B2	1/2008	Yoshida et al.
6,301,368	B1	10/2001	Bolle et al.	7,324,943	B2	1/2008	Rigazio et al.
6,321,981	B1	11/2001	Ray et al.	7,391,960	B2	6/2008	Shinozaki et al.
6,332,193	B1	12/2001	Glass et al.	7,617,542	B2	11/2009	Vataja
6,334,187	B1	12/2001	Kadono	7,778,438	B2 *	8/2010	Malone ..... G06F 17/30038 382/100
6,359,837	B1	3/2002	Tsukamoto	7,778,440	B2	8/2010	Malone
6,363,043	B1	3/2002	Kondo	7,831,598	B2	11/2010	Ko
6,366,680	B1	4/2002	Brunk et al.	7,907,199	B2	3/2011	Seki et al.
6,377,699	B1	4/2002	Musgrave et al.	7,961,218	B2	6/2011	Seki et al.
6,389,151	B1	5/2002	Carr et al.	8,068,638	B2	11/2011	Malone
6,389,538	B1	5/2002	Gruse et al.	8,099,772	B2	1/2012	Takada et al.
6,397,334	B1	5/2002	Chainer et al.	8,135,169	B2	3/2012	Malone
6,411,328	B1	6/2002	Franke et al.	8,424,227	B2	4/2013	Harrington
6,421,450	B2	7/2002	Nakano	8,509,477	B2 *	8/2013	Malone ..... G06F 17/30038 382/100
6,424,968	B1	7/2002	Broster et al.				
6,437,933	B1	8/2002	Sugiyama et al.	8,768,693	B2 *	7/2014	Somekh ..... G06F 17/30265 348/231.4
6,449,367	B2	9/2002	Van Wie et al.				
6,462,778	B1	10/2002	Abram et al.	8,983,119	B2 *	3/2015	Malone ..... G06F 17/30038 382/100
6,469,969	B2	10/2002	Carson et al.				
6,491,217	B2	12/2002	Catan	9,471,592	B2 *	10/2016	Koyama ..... H04L 12/1831
6,498,586	B2	12/2002	Pankinaho	2001/0007130	A1	7/2001	Takaragi
6,505,160	B1	1/2003	Levy et al.	2001/0011680	A1	8/2001	Soltész et al.
6,507,371	B1	1/2003	Hashimoto et al.	2001/0012062	A1	8/2001	Anderson
6,525,768	B2	2/2003	Obradovich	2001/0012066	A1	8/2001	Parulski et al.
6,526,215	B2	2/2003	Hirai et al.	2001/0015759	A1	8/2001	Squibbs

(56)

References Cited

U.S. PATENT DOCUMENTS

2001/0018349 A1 8/2001 Kinnunen et al.  
 2001/0021144 A1 9/2001 Oshima et al.  
 2001/0021978 A1 9/2001 Okayasu et al.  
 2001/0025342 A1 9/2001 Uchida  
 2001/0034835 A1 10/2001 Smith  
 2001/0044824 A1 11/2001 Hunter et al.  
 2002/0001395 A1 1/2002 Davis et al.  
 2002/0010684 A1 1/2002 Moskowitz  
 2002/0015042 A1 2/2002 Robotham et al.  
 2002/0030907 A1 3/2002 Ikeda et al.  
 2002/0031240 A1 3/2002 Levy et al.  
 2002/0032502 A1 3/2002 Russell  
 2002/0033844 A1 3/2002 Levy et al.  
 2002/0046188 A1 4/2002 Burges et al.  
 2002/0051577 A1 5/2002 Kinjo  
 2002/0059162 A1 5/2002 Shinoda et al.  
 2002/0061120 A1 5/2002 Carr et al.  
 2002/0062382 A1 5/2002 Rhoads et al.  
 2002/0072935 A1 6/2002 Rowse et al.  
 2002/0073056 A1 6/2002 Broster et al.  
 2002/0075298 A1 6/2002 Schena et al.  
 2002/0080271 A1 6/2002 Eveleens et al.  
 2002/0080396 A1 6/2002 Silverbrook et al.  
 2002/0080964 A1 6/2002 Stone et al.  
 2002/0083123 A1 6/2002 Freedman et al.  
 2002/0102966 A1 8/2002 Lev et al.  
 2002/0146148 A1 10/2002 Levy  
 2002/0152388 A1 10/2002 Linnartz et al.  
 2002/0191087 A1 12/2002 Hashimoto et al.  
 2002/0194480 A1 12/2002 Nagao  
 2003/0011684 A1 1/2003 Narayanaswami et al.  
 2003/0032033 A1 2/2003 Anglin et al.  
 2003/0048921 A1 3/2003 Cahill et al.  
 2003/0177094 A1 9/2003 Needham et al.  
 2003/0187950 A1 10/2003 Rising, III  
 2004/0005078 A1 1/2004 Tillotson  
 2004/0022444 A1 2/2004 Rhoads  
 2004/0023686 A1 2/2004 King et al.  
 2004/0032499 A1 2/2004 Silverbrook et al.  
 2004/0039930 A1 2/2004 Ohmori et al.  
 2004/0044911 A1 3/2004 Takada et al.  
 2004/0049734 A1 3/2004 Simske  
 2004/0053637 A1 3/2004 Iida  
 2004/0068371 A1 4/2004 Estep  
 2004/0070670 A1 4/2004 Foster  
 2004/0073557 A1 4/2004 Piccionelli et al.  
 2004/0073568 A1 4/2004 Yonaha  
 2004/0085203 A1 5/2004 Junqua  
 2004/0091111 A1 5/2004 Levy et al.  
 2004/0101138 A1 5/2004 Revital et al.  
 2004/0103283 A1 5/2004 Homak  
 2004/0109199 A1 6/2004 Tsubaki  
 2004/0114042 A1 6/2004 Paolini et al.  
 2004/0148518 A1 7/2004 Grundback et al.  
 2004/0183915 A1 9/2004 Gotohda et al.  
 2004/0197013 A1 10/2004 Kamei  
 2004/0203386 A1 10/2004 Tischler et al.  
 2004/0257431 A1 12/2004 Girish et al.  
 2005/0024493 A1 2/2005 Nam  
 2005/0041035 A1 2/2005 Nagatomo et al.  
 2005/0043018 A1 2/2005 Kawamoto  
 2005/0091311 A1 4/2005 Lund et al.  
 2005/0094000 A1 5/2005 Son et al.  
 2005/0134703 A1 6/2005 Mittal  
 2005/0143136 A1 6/2005 Lev et al.  
 2005/0185049 A1 8/2005 Iwai et al.  
 2005/0216580 A1 9/2005 Raji et al.  
 2005/0216949 A1 9/2005 Candelora et al.  
 2005/0219359 A1 10/2005 Trela  
 2005/0231752 A1 10/2005 Sainio  
 2006/0018506 A1 1/2006 Rodriguez et al.

2007/0055689 A1 3/2007 Rhoads et al.  
 2007/0098172 A1 5/2007 Levy et al.  
 2007/0250526 A1 10/2007 Hanna

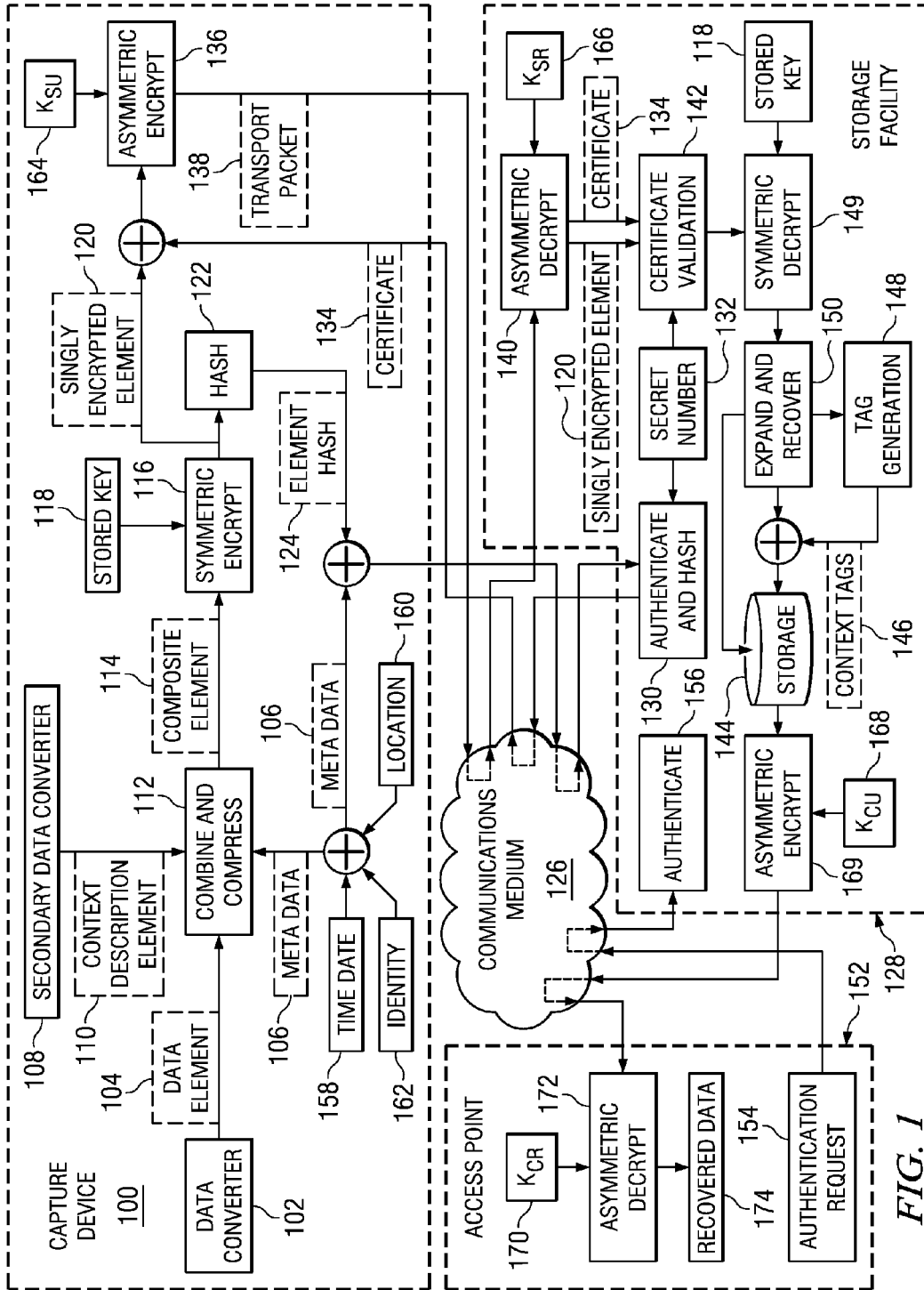
FOREIGN PATENT DOCUMENTS

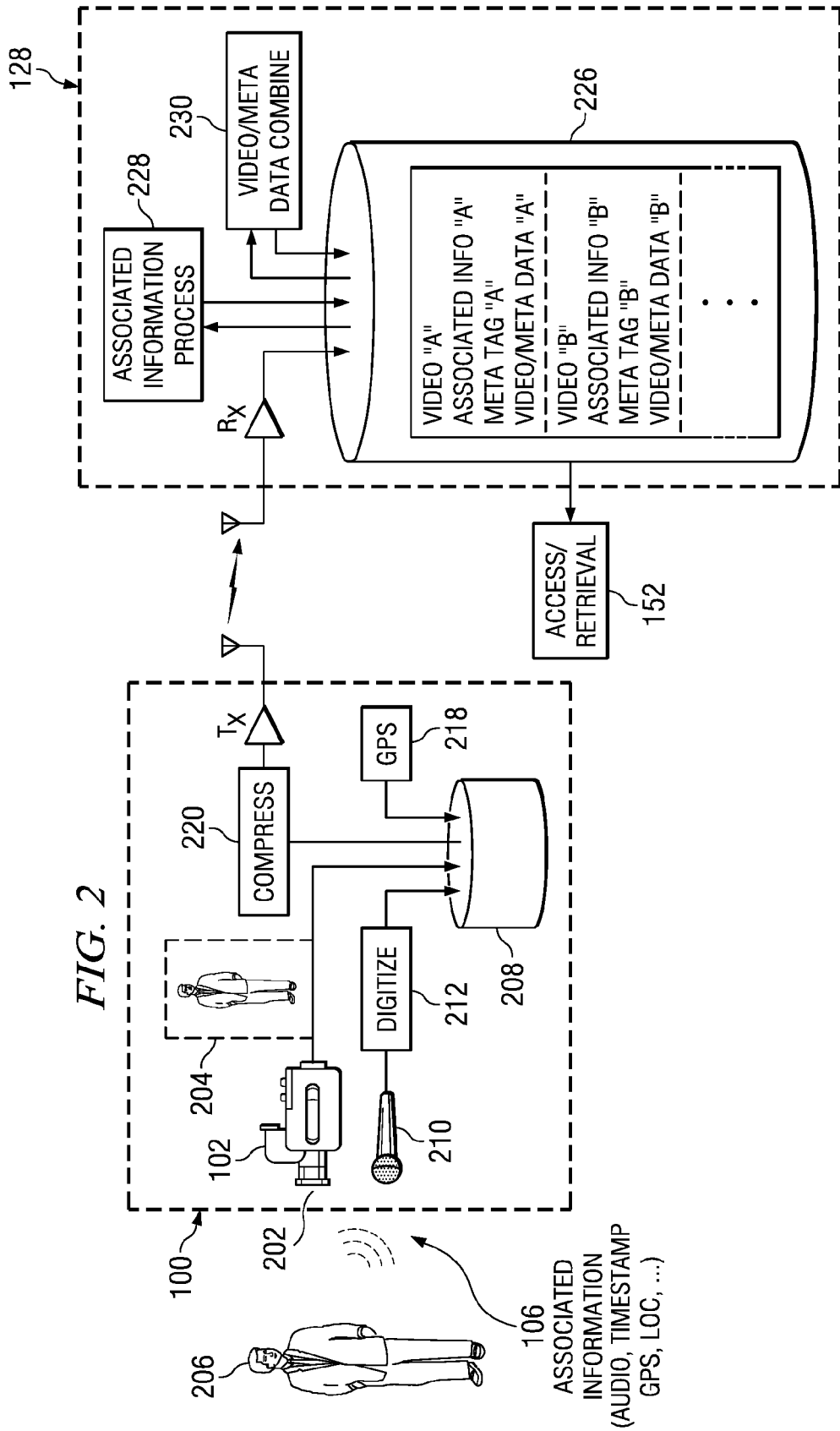
WO 9603286 2/1996  
 WO 9626494 8/1996  
 WO 9743736 11/1997  
 WO 9827510 6/1998  
 WO 9901859 1/1999  
 WO 9936876 7/1999  
 WO 0036605 6/2000  
 WO 0070585 11/2000  
 WO 0115021 3/2001  
 WO 0152178 7/2001  
 WO 0161508 8/2001  
 WO 0167707 9/2001  
 WO 0173586 10/2001  
 WO 0175629 10/2001  
 WO 0197128 12/2001  
 WO 0211446 2/2002

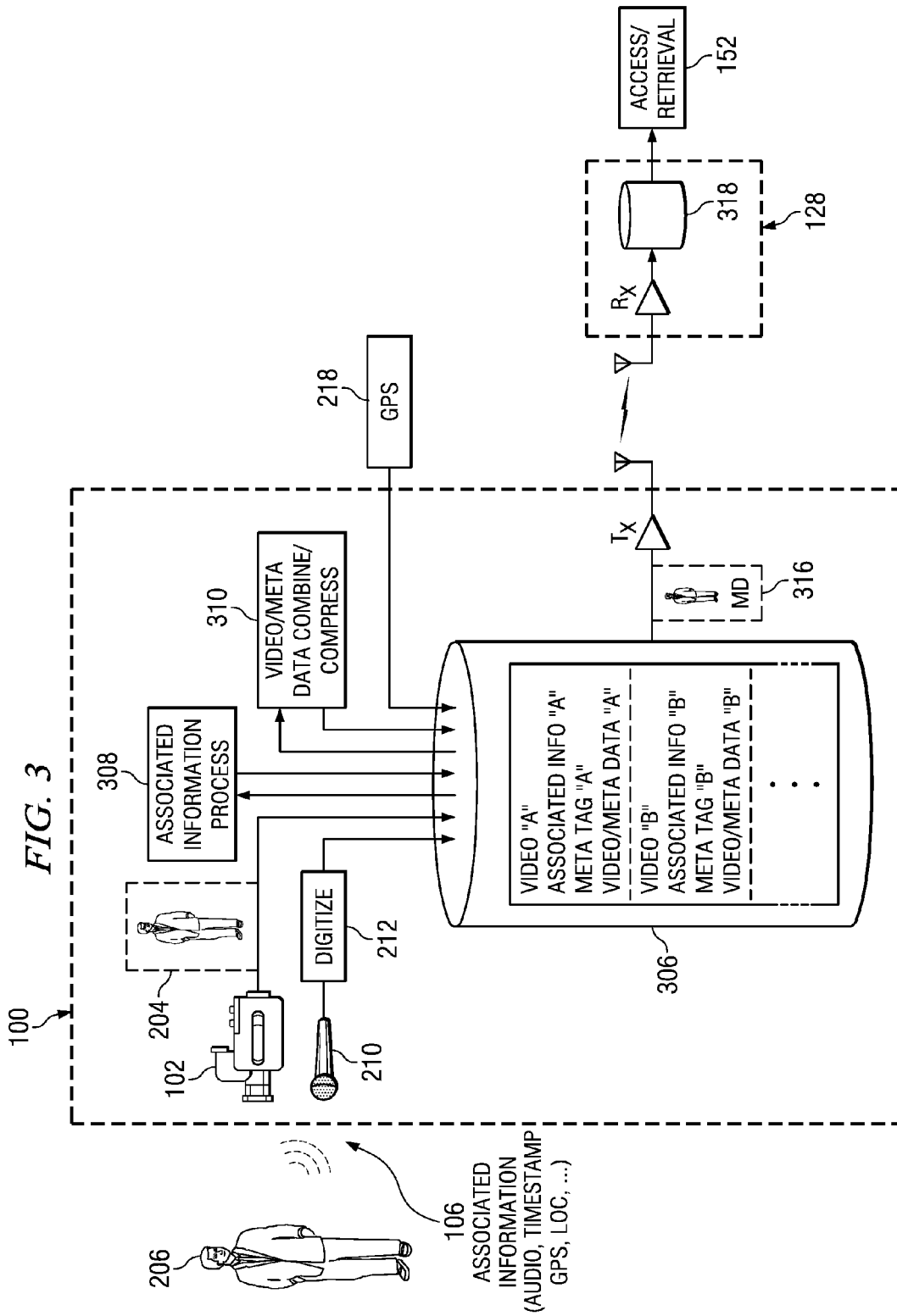
OTHER PUBLICATIONS

U.S.; Request for Ex Parte Reexamination in related re-exam U.S. Appl. No. 90/013,255; dated May 27, 2014; 906 pages May 27, 2014.  
 U.S.; Request for Ex Parte Reexamination in related re-exam U.S. Appl. No. 90/013,265; dated Feb. 16, 2015; 187 pages Feb. 16, 2015.  
 U.S.; Request for Ex Parte Reexamination in related re-exam U.S. Appl. No. 90/013,255; dated Mar. 2, 2015; 177 pages Mar. 2, 2015.  
 H. Krawczyk, RFC 2104 (RFC2104) RFC 2104—HMAC: Keyed-Hashing for Message Authentication <https://www.faqs.org/rfcs/rfc2104.htm>, Feb. 1997.  
 G. Friedman, "The Trustworthy Digital Camera: Restoring Credibility to the Photographic Image," IEEE Transactions on Consumer Electronics, pp. 905-910, vol. 39, No. 4, Nov. 1993.  
 Franks, et al., "HTTP Authentication: Basic and Digest Access Authentication," The Internet Society, Jun. 1999.  
 Franks, et al., "An Extension to HTTP: Digest Access Authentication," The Internet Society, Jan. 1997.  
 Supplemental First Amended Complaint, *MyPort IP, Inc. v. HTC Corporation*, Civil Action No. 6:11-cv-00246 (E.D. Tex. Filed Mar. 8, 2012) ("MyPort Complaint"), 12 pages. Mar. 8, 2012  
 Digital Still Camera Image File Format Standard (Exchangeable image file format for Digital Still Cameras: Exif), Version 2.1, published Jun. 12, 1998 by the Japan Electronic Industry Development Association (JEIDA) ("Exif 2.1 Specification"), 173 pages.  
 TIFF Specification Revision 6.0, Aldus Developers Desk, Aldus Corporation, Jun. 3, 1992.  
 James Bao-Yen Tsui, *Fundamental of Global Positioning System Receivers: A Software Approach*, pp. 1-6, 73-108, 1983-217 (John Wiley & Sons, Inc. 2000).  
 PPP Encryption Control Protocol, Internet Engineering Task Force (IETF), published Jun. 1996.  
 Alfred Menezes, Paul C. van Oorschot, and Scott A. Vanstone, *Handbook of Applied Cryptography* (CRC Press 1996).  
 MyPort IP, Inc.'s Disclosure Pursuant to Patent Rule 3-1, *MyPort IP, Inc. v. HTC Corporation*, Civil Action No. 6:11-cv-00246 (E.D. Tex. Filed May 13, 2011).  
 Stansell, Jr., "Civil GPS from a Future Perspective," Proceedings of the IEEE, Oct. 1983, vol. 71, No. 10; pp. 1187-1192. Oct. 1, 1983.  
 Dale, Diana & Rog, Ron, The Need for a Meta-Tag Standard for Audio and Visual Materials, Proc. Int. Conf. on Dublin Core and Metadata for e-Communities 2002: 205-206. Jan. 1, 2002.  
 Kosovic, Douglas; Schroeter, Ronald; and Hunter, Jane, Collaborative Video Annotation, Indexing and Discussion over high-bandwidth networks, DSTC Technical Report TR247, 2002, DSTC Pty Ltd., St Lucia, Qld, Australia. Jan. 1, 2002.

\* cited by examiner







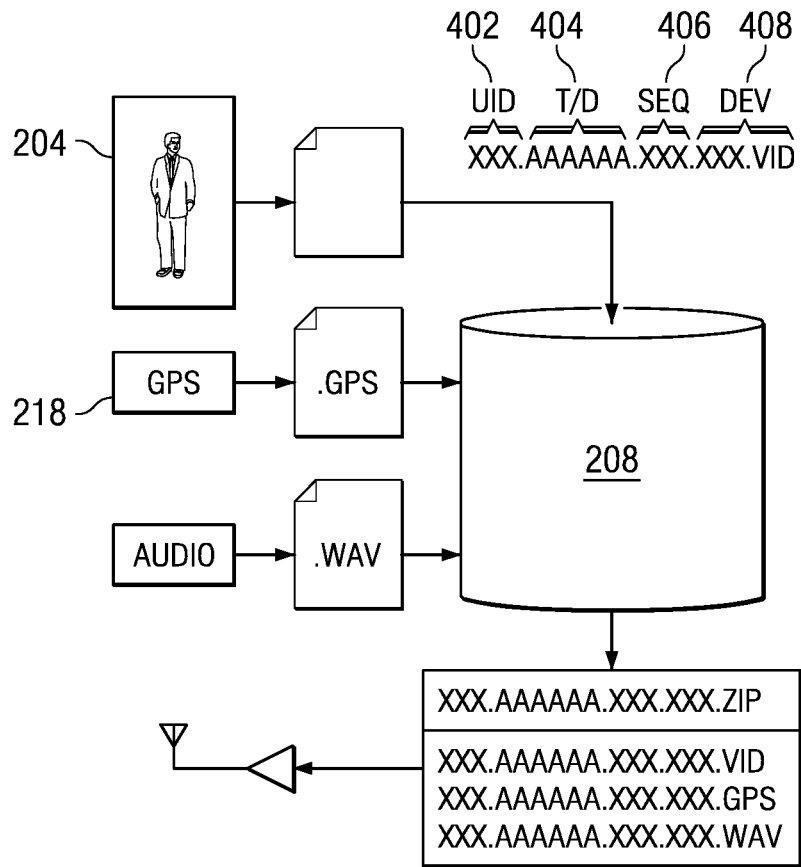


FIG. 4

1

**APPARATUS FOR PERSONAL VOICE  
ASSISTANT, LOCATION SERVICES,  
MULTI-MEDIA CAPTURE, TRANSMISSION,  
SPEECH TO TEXT CONVERSION,  
PHOTO/VIDEO IMAGE/OBJECT  
RECOGNITION, CREATION OF  
SEARCHABLE METATAG(S)/ CONTEXTUAL  
TAG(S), STORAGE AND SEARCH  
RETRIEVAL**

CROSS-REFERENCE TO RELATED  
APPLICATIONS

This application is a Continuation of U.S. patent application Ser. No. 14/660,166, filed Mar. 17, 2015, and entitled METHOD FOR PERSONAL VOICE ASSISTANT, LOCATION SERVICES, MULTI-MEDIA CAPTURE, TRANSMISSION, SPEECH CONVERSION, METATAGS CREATION, STORAGE AND SEARCH RETRIEVAL, which is a Continuation of U.S. patent application Ser. No. 13/965,625, filed Aug. 13, 2013, and entitled METHOD FOR VOICE COMMAND ACTIVATION, MULTI-MEDIA CAPTURE, TRANSMISSION, SPEECH CONVERSION, METATAGS CREATION, STORAGE AND SEARCH RETRIEVAL, now U.S. Pat. No. 8,983,119, issued on Mar. 17, 2015. U.S. patent application Ser. No. 13/965,625 is a Continuation of U.S. patent application Ser. No. 13/417,229, filed on Mar. 10, 2012, and entitled METHOD FOR MULTI-MEDIA CAPTURE, TRANSMISSION, CONVERSION, METATAGS CREATION, STORAGE AND SEARCH RETRIEVAL, now U.S. Pat. No. 8,509,477, issued on Aug. 13, 2013, the specifications of which are incorporated herein by reference.

U.S. patent application Ser. No. 13/417,229 is a Continuation of U.S. patent application Ser. No. 12/857,358, filed on Aug. 16, 2010, and entitled METHOD FOR MULTI-MEDIA CONVERSION, METATAGS CREATION, STORAGE AND SEARCH RETRIEVAL, published as U.S. Patent Application Publication No. US 2010/0303288, now U.S. Pat. No. 8,135,169, issued on Mar. 13, 2012. U.S. Patent Application Publication No. 2010/0303288 and U.S. Pat. No. 8,135,169 are incorporated by reference herein.

U.S. patent application Ser. No. 12/857,358 is a Continuation of U.S. patent application Ser. No. 11/621,062, filed on Jan. 8, 2007, and entitled METHOD FOR MULTI-MEDIA RECOGNITION, DATA CONVERSION, CREATION OF METATAGS, STORAGE AND SEARCH RETRIEVAL, published as U.S. Patent Application Publication No. US 2007/0150517, now U.S. Pat. No. 7,778,438, issued on Aug. 17, 2010. U.S. Patent Application Publication No. U.S. 2007/0150517 and U.S. Pat. No. 7,778,438 are incorporated by reference herein.

U.S. patent application Ser. No. 11/621,062 is a Continuation-in-Part of U.S. patent application Ser. No. 11/325,373, filed Jan. 4, 2006, and entitled APPARATUS FOR CAPTURING INFORMATION AS A FILE AND ENHANCING THE FILE WITH EMBEDDED INFORMATION, published as U.S. Patent Application Publication No. US 2006/0115111, now U.S. Pat. No. 7,184,573, issued on Feb. 27, 2007. Application Ser. No. 11/621,062 claims benefit of U.S. Provisional Application No. 60/757,075, filed on Jan. 6, 2006, and entitled APPARATUS AND METHOD FOR EMBEDDING META-TAGS INTO MEDIA FILES. U.S. Patent Application Publication No. US 2006/0115111 and U.S. Pat. No. 7,184,573 are incorporated by reference herein.

2

U.S. patent application Ser. No. 11/325,373 is a Continuation of U.S. patent application Ser. No. 10/674,910, filed Sep. 29, 2003, and entitled FORENSIC COMMUNICATION APPARATUS AND METHOD, published as U.S. Patent Application Publication No. US 2004/0125208, now U.S. Pat. No. 6,996,251, issued on Feb. 7, 2006. Application Ser. No. 10/674,910 claims benefit of U.S. Provisional Application No. 60/414,449, filed Sep. 30, 2002, and entitled FORENSIC COMMUNICATION APPARATUS AND METHOD. U.S. Patent Application Publication No. US 2004/0125208 and U.S. Pat. No. 6,996,251 and U.S. Pat. No. 6,996,251 are incorporated by reference herein.

TECHNICAL FIELD

This invention relates to the storage and search retrieval of all types of digital media files, whether music or other audio, still photographs, videos, movies or other types of media.

BACKGROUND

The popularity of digital media devices such as digital cameras, video cameras, mobile phones with audio and video recording capability and portable music devices that have recording capability has exploded in recent years. Instead of recording pictures, video and sound on physical media, modern devices record to rewritable memory devices. This means that the cost to create a new image, movie or audio recording has fallen to near zero, making the number of these recordings available in any given individual's library skyrocket.

But this new ability to store virtually unlimited numbers of media files introduces new problems. First, the sheer number makes it nearly impossible to manually describe and index every media file in one's possession. This means that, for many, photographs, movies and audio recordings are kept in poorly organized computer files and finding any particular picture, movie or recording is a difficult and time-consuming process.

The second problem is the fact that people typically trade up to a new computer every three years or so. This means that hours of video, thousands of pictures or hundreds of audio files must be transferred from the old system to the new—a sometimes daunting task.

A third problem is one can typically access locally stored media files only on the computer on which they reside. If one wishes to share the file with another one must typically employ some file-transfer method ahead of time (email, FTP, public server, etc.)

A fourth problem relates to e-mailing or sending your media files to another party, whereas the receiving party is not able to search the media files for the specific key indexes that the original owner had intended. While there are programs to allow the originator to type in key index words (tags) for searching and retrieving these media files from their personal computer, when these media files are e-mailed or sent to another party, these tags are removed from the media file, therefore the receiving party does not have an ability to search, sort, display, play or print these media files based on the original owners key indexes.

Finally, those who make a living providing content need some method for proving that a given work belongs to them, and that they are the original creator of the work.

SUMMARY

The present invention disclosed and claimed in one aspect thereof a system for capturing data in a first media and

storing in a database at a remote location on a network. A network interface device is provided having a first capture device interfacing with a first external information source that generates external information and capturing the first external information during generation thereof. A processor is provided for processing the captured first external information and storing it in a first media format as stored first captured information within the network interface device, the processor initiating the storage of the first captured information as stored first captured information at an initial time and completes storage of the first captured information as stored first captured information at a completion time, thus providing a stored defined set of first captured information representing the first captured information between the initial time and the completion time. A transmitter is provided for transmitting as a transmitted defined set of first captured information the defined set of stored captured information to a remote location on a network after the completion time. A remote processing system is disposed at the remote node on the network and includes a database and a receiver for receiving the transmitted defined set of first captured information from the transmitter associated with the network interface device as a received defined set of first captured information. A data converter is operable to convert the received defined set of first captured information to a second format as a set of converted first captured information, the second format different than the first media format, the second format being a searchable format. The database then stores the set of converted captured information.

#### BRIEF DESCRIPTION OF THE DRAWINGS

For a more complete understanding of the present invention and the advantages thereof, reference is now made to the following description taken in conjunction with the accompanying Drawings in which:

FIG. 1 illustrates a block diagram of the overall operation of the system in accordance with the present disclosure.

FIG. 2 illustrates a block diagram of one embodiment of the overall operation of the system in accordance with the present disclosure.

FIG. 3 illustrates a block diagram of another embodiment of the overall operation of the system in accordance with the present disclosure.

FIG. 4 illustrates a block diagram of the file management of the system in accordance with the present disclosure.

#### DETAILED DESCRIPTION

Referring now to FIG. 1, there is illustrated a block diagram of the overall operation of the system in accordance with the present disclosure. The invention is best described by beginning with the capture device **100**.

Still pictures, moving pictures, audio, telemetry or other information (hereafter called simply, "information") is gathered by the data converter **102** and organized into one "data element" **104** consisting of a single picture, a movie/video clip, an audio clip, a sample of telemetry data or other logical grouping of related information. The data converter **102** can be any type of data capture information. For pictures, a digital camera can be utilized and, for movie/video clips, the data converter can be a digital video recorder (DVR). In general, the data converter is any type of device that will capture the information and place it in some type of digitized format. As will be understood and discussed herein below, this digitized format is typically native to the data converter and the manufacturer. Some manufacturers have a

particular file format in which they generate the information. This file format may have a designator as to the user, a sequence number or time stamp.

At the same time the data element is created by the capture device **100**, certain other data ("meta data") **106** is captured as well. This meta data may include time and date **158**, location **160**, operator identification **162**, or other information deemed relevant to establish the context of the data element. The time, date and location may be taken from a GPS unit, or may be derived by time-domain analysis of certain types of mobile phone signals or wireless network domains.

In some embodiments of this invention, it may be desirable to use a technique known as steganography to permanently and indelibly embed the meta data directly into the data element. By using one of several well-known steganographic techniques, the data element can be subtly altered such that 1) it is difficult to determine that hidden information is stored in the data element, and 2) even if it is known that hidden information is stored in the data element, retrieval without some secret information (a "key") is difficult. In this way, the data element can be guaranteed authentic even if stripped from external meta data.

Also, at the time of information capture, the capture device may gather additional information from the operator by means of a secondary data converter **108** that relates to defining the context of the data element. For example, after a camera/video recorder takes a picture/video, a microphone (the secondary data converter) might capture the audio describing the image or the audio from the video just captured. This "context description element" **110** is stored along with the data element and the meta data.

At this point, the capture device **100** has in its internal temporary storage the data element, the meta data and optionally the context description element. It now creates a composite data set using one of a number of well-known algorithms for combining multiple data sets into a single data set. For example, the well-known ZIP compression algorithm routinely performs statistical compression on a number of input files and creates a single output file such that, with the proper decompression algorithm, the original set of files can be recovered without data loss. This "combine and compress" function **112** creates a data set called the "composite element." **114**.

The capture device now encrypts the composite element using any of a number of well-known encryption algorithms. In the preferred embodiment, the composite element is first encrypted using a symmetrical cryptosystem **116** using a key **118** shared by the capture device and the storage facility. The resulting "singly-encrypted element" **120** is then hashed. "Hashing" **122** is a technique that generates a digital "signature" for a data set, such that any party wishing to verify the correctness of the data set can easily recalculate the hash and compares it with the previously calculated hash. Hash algorithms have the further property that it is computationally difficult to find multiple data sets that have the same hash value. This calculated hash value ("element hash") **124** becomes part of the meta data set that is to be associated with the data element.

It is now necessary for the capture device to contact the storage facility over some communications medium. This communications medium **126** can be any mechanism that permits near real-time, two-way communication. The specifics of the communication medium are not disclosed here, but could comprise a wireless telephone network, the public switched telephone network, or the Internet. The capture device sends the meta data **106** (now consisting of the time,

5

date, operator identification, image, video, audio, "context description element" **110**, hash **122** and possibly other data) to the storage facility **128**.

The storage facility validates the meta data received from the capture device and, if authorized, combines and hashes **130** the received meta data and a secret number **132** known only to the storage facility. This hash is appended to the original meta data set and is then returned to the capture device as a "certificate." **134** At a later time, the certificate can be presented to the storage facility to determine if a data element is authentic.

The singly encrypted element **120** is now combined with the certificate **134** and then is further encrypted using an asymmetrical cryptosystem **136** under the public encryption key **164** of the storage facility **128**, designated  $K_{SR}$ . This new packet (the "transport packet") **138** is now ready to transmit to the storage facility **128**.

When it receives the transport packet **138**, the storage facility **128** first decrypts **140** the packet **138** using its private decryption key **166** designated as  $K_{SR}$ . This gives the storage facility **128** access to the certificate **134** (which contains the meta data **106**). The certificate can be validated **142** by rehashing the meta data **106** and the secret number **132**. Unpacking the certificate **134**, the storage facility **128** now knows the identity of the capture device **100**, and can use this to retrieve the secret, symmetrical key **118** under which the singly encrypted element **120** is encrypted. The storage facility **128** now decrypts **149** the singly encrypted element **120** to retrieve the composite element **114**; then expands and recovers **150** the composite element to retrieve the data element **104**, the meta data **106**, and the context description element **110**, if present.

Now, the storage facility **128** can store the data element **104** under the owner's account in its mass storage **144**. The storage facility knows the owner's identity because it was disclosed in the meta data **106**. The storage facility also adds "context tags" **146** by methods dependent on the type of data that is being stored.

Context tags **146** are searchable elements derived from either the data element **104** itself or from the context description element **110**. For example, if the data element **104** is a still photograph or video, the storage facility may create context tags that describe elements of the scene or image(s), such as "animal," or "dog," or "Spot," depending on the mechanism that converts the information in the data element or the context description element into a tag.

It is equipment analyze the data elements (photograph, movie, audio recording, etc.) and create **148** a set of appropriate tags. For audio files, this may include a speech-to-text algorithm; for still or moving images, it may include image recognition and identification. Whatever the method used, at the end of the process the set of data to store includes the data element **102**, the context element **110**, and meta data **106** that now includes a set of searchable tags specific to that image, video, audio or other media. **146**, presumed that, as image and voice recognition improve; this task can be fully automated. Therefore, the preferred embodiment of this invention is to have the task automated.

Retrieval of the data elements is performed from some access point **152** remote from the storage facility **128**. To retrieve data elements, a client must prove to the storage facility that the client is authorized to access the desired data element. This can be done in any number of ways, but in the preferred embodiment of the invention, it is a password challenge. The access point **152** creates an authentication request **154** and transmits the request via the communications medium **126** to the storage facility **128**. At the storage

6

facility, the request is authenticated **156**. Once the challenge has been successfully met, the client can access the data elements belonging to it. Details of the authentication process may include password authentication, a challenge/response protocol, or may employ a hardware authentication device.

Once the request for information has been authenticated, the storage facility **128** reads the requested information from the bulk storage device **144** and encrypts **169** under the public key of the requester **168**, designated as  $K_{CR}$ . The encrypted data is then transmitted to the client over the communications medium **126**. Upon arrival, the message is decrypted **172** under the client's private key **170** designated as  $K_{CR}$  and the data **174** is recovered.

Once the data has been retrieved, the tags may be edited or removed and new tags added. Other meta data; particularly location and time and date cannot be changed.

Variations of the system include placing the ability to enter tags on the data capture device itself. This could be in the form of a keypad, a touch screen or voice recognition software. If this option were taken, the data packet from the image capture device would include the tags in the meta data rather than a context description element.

Another variation applies to highly secure applications in which it is desirable to keep the data element **104** encrypted even while at the storage facility. In this variation, the data element **104** is encrypted under a symmetrical cryptosystem prior to combination with the meta data **106** and the context description element **110**. This variation precludes the automatic extraction of tags from the data element itself, but still permits tagging based on the context description element.

Referring now to FIG. 2, there is illustrated a diagrammatic view of the overall operation of the system. In this system, the capture device **100** is disclosed wherein the actual device that captured it, the device **102**, is illustrated as being a digital camera. This has a lens **202** associated therewith, with the output of the camera being a digitized image **204**. This is basically the data element **104** of FIG. 1. It can be seen that the element **204** is in a digitized format that is typically native to the camera. This can be any type of video capture element for capturing an image **206**.

Once the image is captured, it is stored in a data base **208**. In addition to this information, various associated information such as audio, timestamp, GPS, location, etc. can be collected. One method for collecting the audio information, for example, is to utilize a microphone **210** that will capture the information and then digitize it in a digitizing block **212** utilizing an analog-to-digital converter, for example. This not only converts it to a digital value but, further, will convert it to a particular audio format such as a \*.WAV file format. This particular file format is stored in the database **208**. Of course, any other type of digital format could be utilized that is consistent with an audio format. The GPS information for location can be collected with an external GPS system **218** and timestamp information can internally be generated.

After all the information regarding the video information and the audio information, for example, is collected, it is stored in the database **208** and then must be output therefrom. In this embodiment, there are two types of attached information that are to be embedded within the image at a later time. The first set of information is the GPS information, the timestamp information, etc., that is collected automatically with any image. This information is created in a temporal relationship with respect to that particular image at the time of the capture of the image information. This location information, timestamp information, etc., is infor-

mation that is unique to the photograph and defines that image. Further, user information can be provided which defines the user information that is associated with the capture device, i.e., the camera. The additional information, the audio information, is provided in the form of comments and the such which can be stored. Therefore, when the data in the form of the image information is to be transmitted to the remote site, it is combined with the additional GPS, location, timestamp, etc., information and the audio input information.

There is typically provided a unique file format that defines the digital image and this unique file name can be utilized to define all of the secondary information such that there is a unique association of that information with the image. Thereafter, a compress module 220 is provided for compressing the information in a compressed file format such as a \*.ZIP file format. This is just a manner to transmit a number of files together. However, at the reception point, when the files are extracted from this \*.ZIP file, there must be some way to distinguish the files and again associate them. This is done, for example, with a unique file naming structure. However, there could be other techniques utilized to uniquely identify the association between these different files.

Once this compressed file format is transmitted to the storage facility 128, it is stored in a database 226. At this time there will be, for example, a video clip or a video image (such as a still image) stored in association with the various information that is associated therewith. This, in effect, is a relational database that provides data storage in close association with each other. The first thing that must be done is to extract the information from the data. This is done in a block 228 wherein the associated information is extracted from the database, this being the associated information, and then processed. Typically, the associated information will be the audio information in the audio file format. This must be converted. One conversion that is provided for is to convert the audio formatted data to text data. Therefore, one type of audio-to-text converter can be a voice translation system. There are many of these that are provided such as the Dragon Naturally Speaking systems.

Once the text format has been provided, this is a converted to intermediate formatted data, i.e., text data, that can then be processed in a format that can be embedded within a video file or an image file. This can then be converted into HTML data or other data. This will typically be formatted such that it can be defined as a meta tag for association with the video image. This meta tag is then combined with the image in a block 230. Once combined, this will then be stored in the database in association with the original raw video and raw audio files. Thereafter, there is an access and retrieval block 152 that can allow one to access the particular modified or "tagged" image via a search. There can be provided a search algorithm that searches all of the tagged images. This searching can be performed based upon the GPS location information, the timestamp information, the added audio comment information, etc. Any information that can be provided over and above the video information that was provided in all of the associated information at the camera can then be searched, as this is the information that is contained in the appended information to the image.

Referring now to FIG. 3, there is illustrated an alternate embodiment wherein substantially all of the combining operation is contained within the capture device 100 or the camera. Again, there is provided the capture device 102 in the form of the camera that captures the image 206. This is converted and stored in a database 306. The database 306 is

basically the combination of database 208 and the database 226. Initially, all of the information from the digital video image 204 and the audio information and all other associated information such as the GPS information, timestamp, etc., are all stored in the database 306. There will be a corresponding process 308 for taking the associated information and converting it into different information, i.e., a meta tag, which is substantially the same as the process 228. Once the associated process is combined it is converted into that format, then it can be combined with the image in a process block 310, similar to the process block 230. Once this occurs, then there is provided a combined video/image with meta data that can be transmitted. This is illustrated as the augmented image 316 which has meta data associated therewith. This is transmitted for storage at the storage facility in a database 318. This is searchable through the access/retrieval process 152, as described herein above.

Referring now to FIG. 4, there is illustrated one exemplary embodiment of the file structure. The image 204 is a digitized image that constitutes a particular file folder that will have a particular video or image format. This could be a JPEG format, an MPEG format or any other type of video format. This is referred to as one having the extension \*.VID (for generic purposes). The file format in this embodiment will have a user ID section 402, a time/date stamp section 404, a sequence number 406 and a device number 408. This will have the format of XXX.AAAA.XXX.XXX.VID. The user ID section 402 will define the user of the capture device, this typically being configuration information that is input to the system. The time/date stamp is time and date information that can be taken from an internal clock or it can be derived from some external accurate time source. The sequence number 406 is typically internally generated with a counter that represents an internal sequence that is unique to a particular capture device. However, among different capture devices, the sequence could be the same. The device section 408 is a unique device number given to a particular device. Therefore, with the user ID information, the time/date stamp, the sequence number and the device number, a very unique file number will be generated. Further, the sequence and the time/date information will be different for each file. Thereafter, the information retrieved from the GPS 218 will be disposed in a folder with an extension of, for example, \*.GPS. This will be stored in the file folder 208. The file numbering will be identical to the file nomenclature other than the extension will be identical to that of the digitized video file. Similarly, the audio information will be stored in a file folder with an extension of, for example, \*.WAV with the body of the file name being identical to that of the digitized video file. This will all be stored in the database 208 and then combined in a compressed folder of the \*.ZIP type. The actual file name for this can be any type of file name and it does not have to be identical or unique with respect to the name. However, there should be some type of unique file name in that, a random filename could be duplicated by other capture devices. Thus, in the preferred embodiment of this disclosure, the unique body of the \*.ZIP file will be identical to that associated with the files contained therein such that this will have a filename of "XXX-AAA.AAAA.XXX.XXX.ZIP." This is the file that is transmitted.

As a summary, the system of the present disclosure provides a system for capturing, storing, indexing and retrieving data objects, which can include a capture device, a storage facility and an access point. The system consists of a primary data converter, a secondary data converter, a meta data source, a data combiner and compressor, a symmetrical encryptor, a one-way hash function, an asymmetric encrypt-

tor, and a communications port. The primary data converter captures some physical phenomenon such as, but not limited to a still image, a moving image, a sound, or some other factor, into a primary data set. The secondary data converter is capable of capturing some phenomenon into a secondary data set, related to but separate from the information captured by the primary data converter. The meta data source produces a device identifier, time, date, location, and other data related to the information captured by the primary data converter into a meta data set. The source of the time, date and location information is a GPS receiver, a wireless receiver or another receiver. The source of the device identifier is a read-only memory device. The data combiner and compressor is capable of combining the output of the multiple sources of data (the primary data converter, the secondary data converter, and the meta data source) into a single data stream, and then compressing said data stream into a compressed data set such that the compressed data set requires fewer transmission or storage resources than the uncompressed stream, but remains recoverable such that the original data from the primary data converter, the secondary data converter and the meta data source can be recovered without error. The symmetrical encryptor is capable of using a key shared with another party to convert the data stream from the data combiner and compressor into a singly encrypted data set that is unusable by any party other than the party that has knowledge of the key. The one-way hash function is capable of calculating for the encrypted data stream from the symmetric encryptor a number associated with said data stream such that (a) the number represents the data stream, but the data stream is not recoverable from the number, and (b) that it is computationally infeasible to create a second data stream that, when presented to the one-way hash function, produces an identical number. The communications port is capable of sending the meta data and the hash to a second party. The communications port is further capable of receiving from a second party a certificate that has the property of (a) being uniquely and verifiably identified with the meta data and hash of claim 12, and (b) being verifiably identified as originating with the second party. The asymmetric encryptor is capable of converting the output of the symmetric encryptor and other data into an encrypted information packet that can be read only by a specific second party by means of a pair of related but non-identical keys, the encryption key and the decryption key. The communications port is further capable of conveying the encrypted information packet to a second party. The storage facility consists of a communications port, a device authenticator, an asymmetric decryptor, a validator, a symmetric decryptor, a data expander and recovery device, a tag generator, a mass storage mechanism, an asymmetric encryptor, and a user authenticator. The communications port is capable of receiving a request from validation from the capture device. The device authenticator is capable of verifying that the capture device is authorized to use the storage facility and to create an authentication certificate such that (a) it is computationally infeasible to create a second meta data set or hash that creates an identical authentication record, and (b) the authentication record is uniquely identified with the storage facility. The asymmetric encryptor is capable of using the decryption key to recover the authentication certificate and the singly encrypted data set. The validator is capable of determining if the recovered authentication certificate (a) was generated by the storage facility, and (b) is valid for the presented hash and meta data. The symmetric decryptor is capable of converting the singly encrypted data set into the compressed data set. The data

expander and recovery device is capable of converting the compressed data set into the original primary data set, the secondary data set, and the meta data set. The tag generator is capable of taking the primary data set, the secondary data set and the meta data set and producing a set of index tags that describe the primary data set. The tag generator in which the tag generation is performed by a human operator. The tag generation is performed by a speech-to-text function or by an image recognizer. The mass storage mechanism is capable of storing the primary data set, the secondary data set and the meta data set in a way that the information can be retrieved based on the index tags. The user authenticator is capable of receiving requests from access points and verifying their authority to perform retrieval operations at the storage facility.

The system can, at its most condensed version, comprise an asymmetric encryptor capable of converting data read from the mass storage mechanism using a public encryption key into a form usable only by a party with knowledge of a secret key that corresponds to the said public encryption key. The access point consists of an asymmetric decryptor, a communications port and an authentication requester. The authentication requester is capable of identifying the access point and the data element or elements to be recovered from the storage facility in a manner that proves its authority to access said data element or elements.

What is claimed is:

1. A system for capturing image and audio information for storage in a database at a location on a network, comprising:
  - a microphone interfaced with an external audio information source that generates external audio information and a first data converter for capturing the first external audio information from the microphone,
  - a camera interfacing with an external image source to capture an image therefrom;
  - the first data converter processing the captured external audio information and storing it in a first digital audio format as stored digital audio within the capture device,
  - the camera for processing the captured image and storing it as a stored digital image;
  - a transmitter for transmitting the stored digital audio and stored digital image to the location on the network; and
  - a system disposed at the location on the network and including:
    - a receiver for receiving the transmitted digital audio and digital image from the transmitter as a received set of captured information,
    - a system data converter for converting the received digital audio to a text based searchable file as a text context tag and creating an image recognition searchable context tag with image recognition of at least a portion of the digital image and associating the text and image recognition context tags with the digital image, and
    - the database storing the digital image in association with the text and image recognition context tags.
2. The system of claim 1, wherein the first data converter captures the first external audio information from the microphone during generation thereof.
3. The system of claim 1, wherein the camera captures the image from the external image source at an instant in time.
4. The system of claim 1, wherein the first data converter processes the captured external audio information from a start event representing the time that capture of the external audio information is initiated to a stop event representing the time that capture of the external audio information is complete.

## 11

5. The system of claim 4, wherein the transmitter transmits the stored digital audio information and the stored digital image to the location on the network after at least the stop event associated with the processing of the captured external audio information.

6. A system for capturing image and audio information for storage, comprising:

a capture device having:

internal storage;

a microphone interfaced with and external audio information source that generates external audio information and a first data converter for capturing the first external audio information from the microphone,

a camera interfacing with and external image source to capture an image therefrom;

the first data converter processing the captured external audio information and storing it in a first digital audio format as stored digital audio in internal storage within the capture device, the camera for processing the captured image and storing it as a stored digital image in internal storage and a combiner for generating an association between the stored digital audio and the stored digital image,

a media data converter for converting the received set of captured information to convert the received digital audio to a text based searchable file as a text context tag and creating an image recognition searchable context tag with image recognition of at least a portion of the digital image and associating the text and image recognition context tags with the digital image, and

the internal storage storing the digital image in association with the text and image recognition context tags.

7. The system of claim 6, wherein the first data converter captures the first external audio information from the microphone during generation thereof.

8. The system of claim 6, wherein the camera captures the image from the external image source at an instant in time.

9. The system of claim 6, wherein the first data converter processes the captured external audio information from a start event representing the time that capture of the external audio information is initiated to a stop event representing the time that capture of the external audio information is complete.

10. The system of claim 6, and further including:

a transmitter associated with the capture device for transmitting the associated stored digital image in association with the text and image recognition context tags to the location on the network;

a system disposed at the location on a network and including:

a receiver for receiving the transmitted associated stored digital image in association with the text and

## 12

image recognition context tags from the transmitter associated with the capture device as a received set of captured information,

a database, and

the database storing the received associated stored digital image in association with the text and image recognition context tags.

11. The system of claim 10, wherein the first data converter processes the captured external audio information from a start event representing the time that capture of the external audio information is initiated to a stop event representing the time that capture of the external audio information is complete.

12. The system of claim 11, wherein the transmitter transmits the associated stored digital image in association with the text and image recognition context tags to the location on the network after at least the stop event associated with the processing of the captured external audio information.

13. A system for capturing image and audio information for storage, comprising:

internal storage;

a microphone interfaced with an external audio information source that generates external audio information and a first data converter for capturing the first external audio information from the microphone;

a camera interfacing with an image source to capture an image therefrom;

the first data converter processing the captured external audio information and storing it in a first digital audio format as stored digital audio within the capture device, the camera for processing the captured image and storing it as a stored digital image;

a second data converter for converting the received digital audio to a text based searchable file as a text context tag and creating an image recognition searchable context tag with image recognition of at least a portion of the digital image and associating the text and image recognition context tags with the digital image; and the internal storage storing the digital image in association with the text and image recognition context tags.

14. The system of claim 13, wherein the image source is an external image source.

15. The system of claim 13, wherein the first data converter captures the first external audio information from the microphone during generation thereof.

16. The system of claim 13, wherein the camera captures the image from the image source at an instant in time.

17. The system of claim 13, wherein the first data converter processes the captured external audio information from a start event representing the time that capture of the external audio information is initiated to a stop event representing the time that capture of the external audio information is complete.

\* \* \* \* \*