

An official website of the United States government  
[Here's how you know](#)



RECIPIENT PROFILE  
**DELL TECHNOLOGIES INC.**



All Fiscal Years

Overview Transactions Over Time Top 5

# DELL TECHNOLOGIES INC.

Also known by 12 other names

## Overview

PARENT RECIPIENT View child recipients

Total Awarded Amount  
**\$20.6 Billion**

from 78,856 transactions

[View awards to this recipient](#)

Face Value of Loans

**\$0**

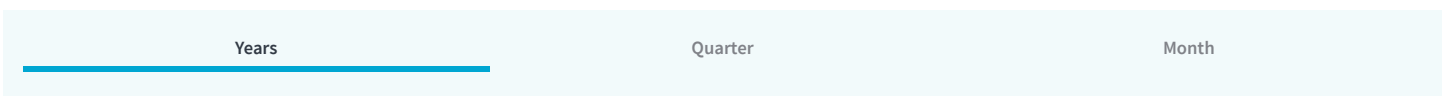
from 0 transactions

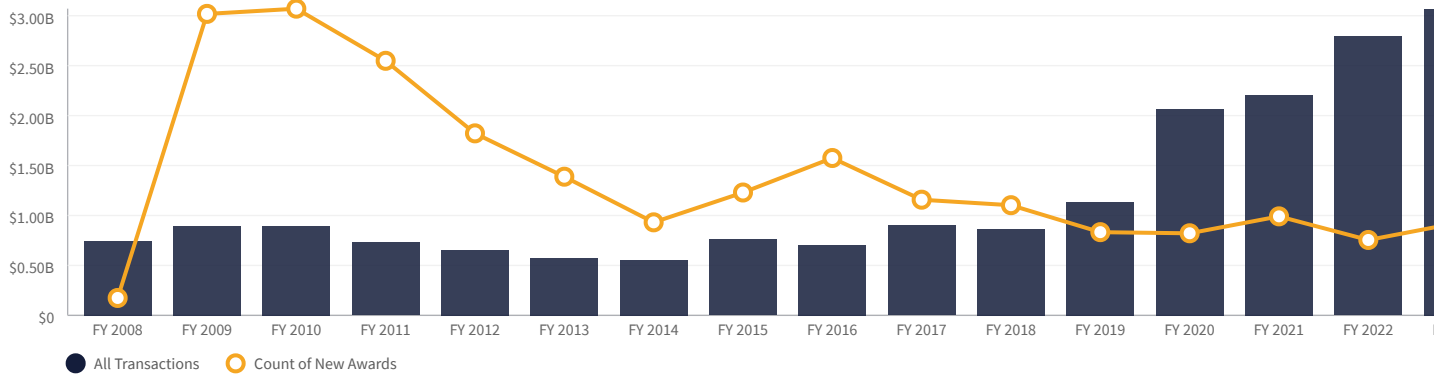
### Details

Recipient Identifier	TJCDPVN6RNP7 (UEI) 601839660 (Legacy DUNS)
Address	Address not provided in source system
Congressional District	Not provided
Business Types	Not provided in source system

## Transactions Over Time

This graph shows trends over time for all transactions to this recipient. Hover over the bars for more detailed information.





**Top 5**

The set of tables below provide a summary of awards to this recipient through multiple angles. To see more than the top 5, you can visit our [Advanced Search page](#).

**Awarding Agencies**

Name	Obligations	% of Total
1. Department of Defense (DOD)	\$9.47B	45.95%
2. Department of Veterans Affairs (VA)	\$3.00B	14.55%
3. Department of Homeland Security (DHS)	\$1.80B	8.73%
4. General Services Administration (GSA)	\$1.23B	5.97%
5. Social Security Administration (SSA)	\$966.56M	4.69%

**Awarding Sub-Agencies**

Name	Obligations	% of Total
1. Department of the Army (USA)	\$3.36B	16.32%
2. Department of Veterans Affairs (VA)	\$3.00B	14.55%
3. Defense Information Systems Agency (DISA)	\$1.96B	9.49%
4. Department of the Air Force (USAF)	\$1.79B	8.67%
5. Department of the Navy (USN)	\$1.77B	8.59%

**Product Service Codes**


Name	Obligations	% of Total
1. 7030 - INFORMATION TECHNOLOGY SOFTWARE	\$3.09B	15.02%
2. D319 - IT AND TELECOM- ANNUAL SOFTWARE MAINTENANCE SERVICE PLANS	\$2.69B	13.03%
3. DA10 - IT AND TELECOM - BUSINESS APPLICATION/APPLICATION DEVELOPMENT S...	\$2.52B	12.25%
4. 7A21 - IT AND TELECOM - BUSINESS APPLICATION SOFTWARE (PERPETUAL LICENS...	\$1.94B	9.43%
5. DA01 - IT AND TELECOM - BUSINESS APPLICATION/APPLICATION DEVELOPMENT SU...	\$1.07B	5.18%

 Countries

Name	Obligations	% of Total
1. USA	\$19.79B	96.04%
2. DEU	\$103.72M	0.5%
3. AFG	\$99.76M	0.48%
4. KOR	\$41.82M	0.2%
5. JPN	\$27.00M	0.13%

 U.S. States or Territories

Name	Obligations	% of Total
1. TX	\$9.91B	48.07%
2. DC	\$3.18B	15.44%
3. VA	\$1.85B	8.97%
4. MD	\$1.43B	6.93%
5. AL	\$938.35M	4.55%

 Stay in touch

## Share your story

Love USAspending.gov? Join the "Your Data, Your Story" campaign to share how you use the data!

[Share Now →](#)

## Learn how to use USAspending

Access specialized training videos on how to use our tools and data.

[Learn More →](#)

## Sign up for release notes

Get release notes to your inbox to keep up with what's new on USAspending.gov.

[Sign Up →](#)



**Building a more transparent government.**

Providing publicly accessible and searchable data on what the federal government spends each year.

ABOUT

Mission

HELP

FAQs

Community

Email Us

RELATED SITES

Fiscal Data

Bureau of the Fiscal Service



Accessibility

|

Privacy Policy

|

Freedom of Information Act

|

D&B Information

© 2025 USAspending.gov