

## **Exhibit 2024**



US00D929007S

(12) **United States Design Patent** (10) **Patent No.:** **US D929,007 S**  
**Ke et al.** (45) **Date of Patent:** **\*\* Aug. 24, 2021**

(54) **RING LIGHT FOR PHONE**  
(71) Applicant: **SHENZHEN NEEWER TECHNOLOGY CO. LTD**, Shenzhen (CN)  
(72) Inventors: **Yan Ke**, Shenzhen (CN); **Zhaohong Zhu**, Shenzhen (CN)  
(73) Assignee: **SHENZHEN NEEWER TECHNOLOGY CO. LTD**, Shenzhen (CN)  
(\*\*) Term: **15 Years**

D580,580 S \* 11/2008 Lodhie ..... D26/67  
D611,178 S \* 3/2010 Waring ..... D26/34  
D617,035 S \* 6/2010 Sabernig ..... D26/89  
D636,513 S \* 4/2011 Furtsch ..... D26/51  
D666,764 S \* 9/2012 Gilad ..... D26/87  
D712,073 S \* 8/2014 Hirabayashi ..... D26/2  
D827,180 S \* 8/2018 Mou ..... D26/72  
D854,227 S \* 7/2019 Yu ..... D26/106  
D855,242 S \* 7/2019 Chen ..... D26/106  
D860,485 S \* 9/2019 Yu ..... D26/24  
D872,348 S \* 1/2020 Liu ..... D26/106  
D873,328 S 1/2020 Shen  
D877,392 S 3/2020 Yu  
D879,358 S 3/2020 Du  
D880,045 S 3/2020 Clarkson et al.  
D880,048 S 3/2020 Zhu  
D882,843 S 4/2020 Kaiser  
D886,360 S 6/2020 Xu

(21) Appl. No.: **29/763,567**  
(22) Filed: **Dec. 23, 2020**  
(51) **LOC (13) Cl.** ..... **26-05**  
(52) **U.S. Cl.**  
USPC ..... **D26/60**

(Continued)  
*Primary Examiner* — Wan Laymon  
*Assistant Examiner* — Clint A Samuel  
(74) *Attorney, Agent, or Firm* — Westbridge IP LLC

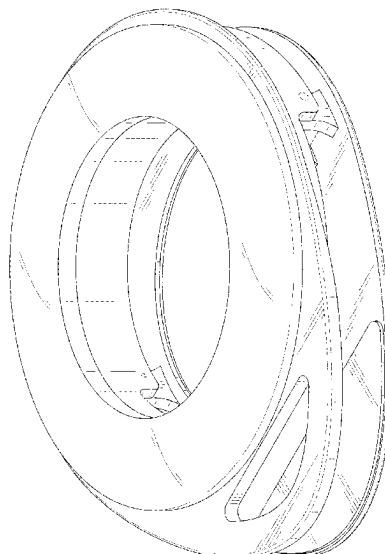
(58) **Field of Classification Search**  
USPC ..... D26/49, 60, 63, 72, 79, 85, 89, 92, 93,  
D26/104, 106, 111, 118, 123, 124, 138;  
D16/136, 237, 239, 244, 245, 250;  
D28/9, 15, 16, 17, 99; D14/253; D8/71,  
D8/72  
CPC ..... F21V 21/00; F21V 21/14; F21V 21/30;  
F21V 21/096; F21V 1/00; F21V 1/12;  
F21V 17/06; F21V 15/01; F21V 14/00;  
F21V 14/02; G03B 2215/0575; G03B  
2215/0539; G03B 2215/0592; G03B  
2215/0589; G03B 15/03; G03B 15/05;  
A45F 2200/0508-0533; F21K 5/00; F21K  
5/02; F21S 8/003; F21S 8/043  
See application file for complete search history.

(57) **CLAIM**  
The ornamental design for a ring light for phone, as shown and described.

(56) **References Cited**  
U.S. PATENT DOCUMENTS  
D250,968 S \* 1/1979 Combest ..... D26/152  
D364,241 S \* 11/1995 Jaynes ..... D26/106

**DESCRIPTION**  
FIG. 1 is a front perspective view of a ring light for phone showing our new design;  
FIG. 2 is a rear perspective view thereof;  
FIG. 3 is a front elevational view thereof;  
FIG. 4 is a rear elevational view thereof;  
FIG. 5 is a left side elevational view thereof;  
FIG. 6 is a right side elevational view thereof;  
FIG. 7 is a top plan view thereof; and,  
FIG. 8 is a bottom plan view thereof.  
The broken lines in the drawings illustrate the portions of the ring light for phone which form no part of the claimed design.

**1 Claim, 8 Drawing Sheets**



(56)

**References Cited**

U.S. PATENT DOCUMENTS

D887,590	S	6/2020	Ke	
D895,877	S *	9/2020	Kaiser	D26/72
D903,185	S	11/2020	Li	
D907,836	S *	1/2021	Zhou	D26/106
D909,649	S *	2/2021	Chu	D26/63
D910,220	S *	2/2021	Wang	D26/63
D910,221	S *	2/2021	Wang	D26/63
D924,454	S *	7/2021	Xiong	D26/51
2016/0069548	A1 *	3/2016	Wessel	F21S 9/02 362/183
2017/0118385	A1 *	4/2017	Vargas	G03B 17/561
2019/0003699	A1 *	1/2019	Mondora	F21V 33/004
2020/0281054	A1 *	9/2020	Li	H05B 45/10
2021/0180783	A1 *	6/2021	Frydenger	F21V 23/003

\* cited by examiner

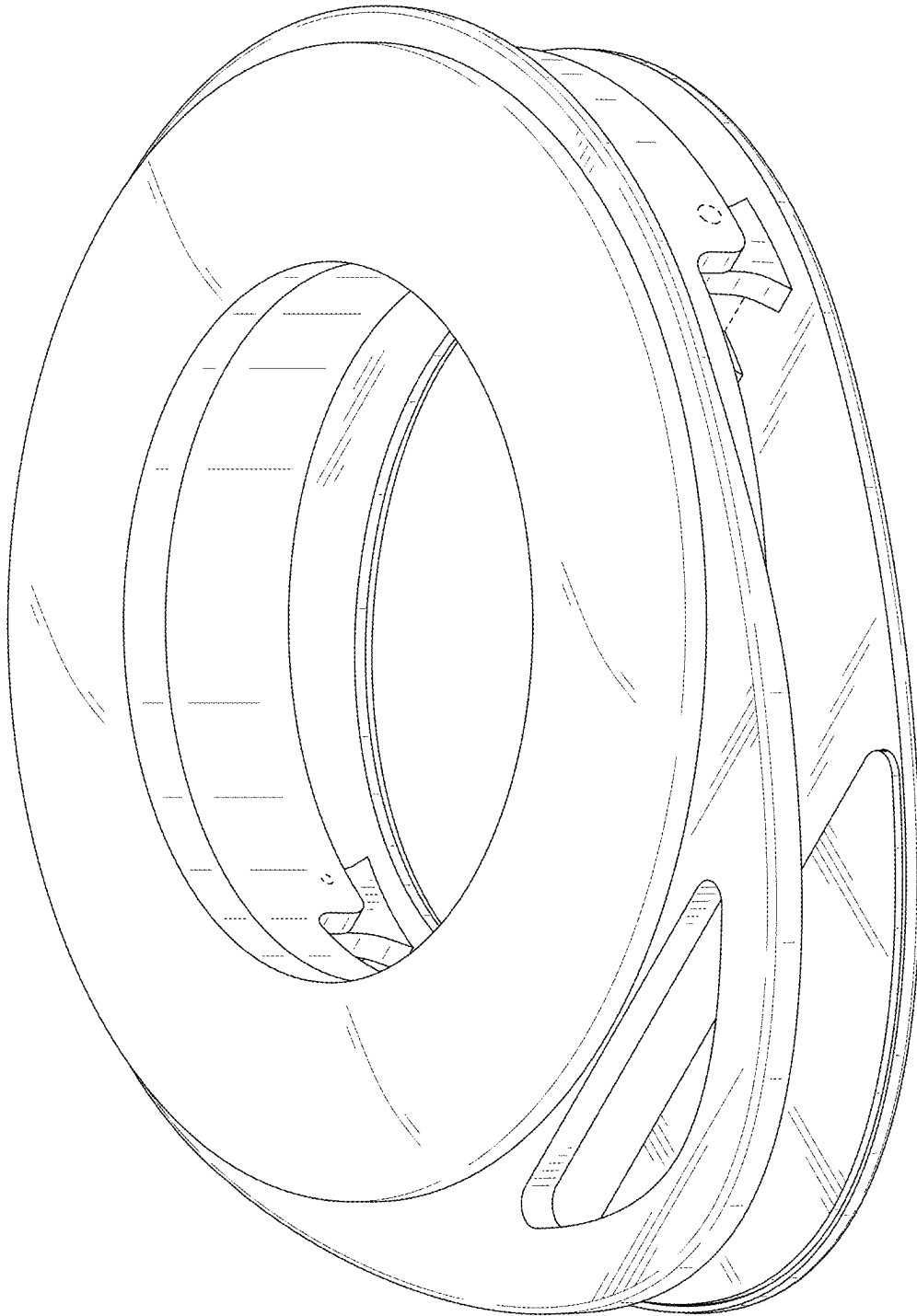


FIG. 1

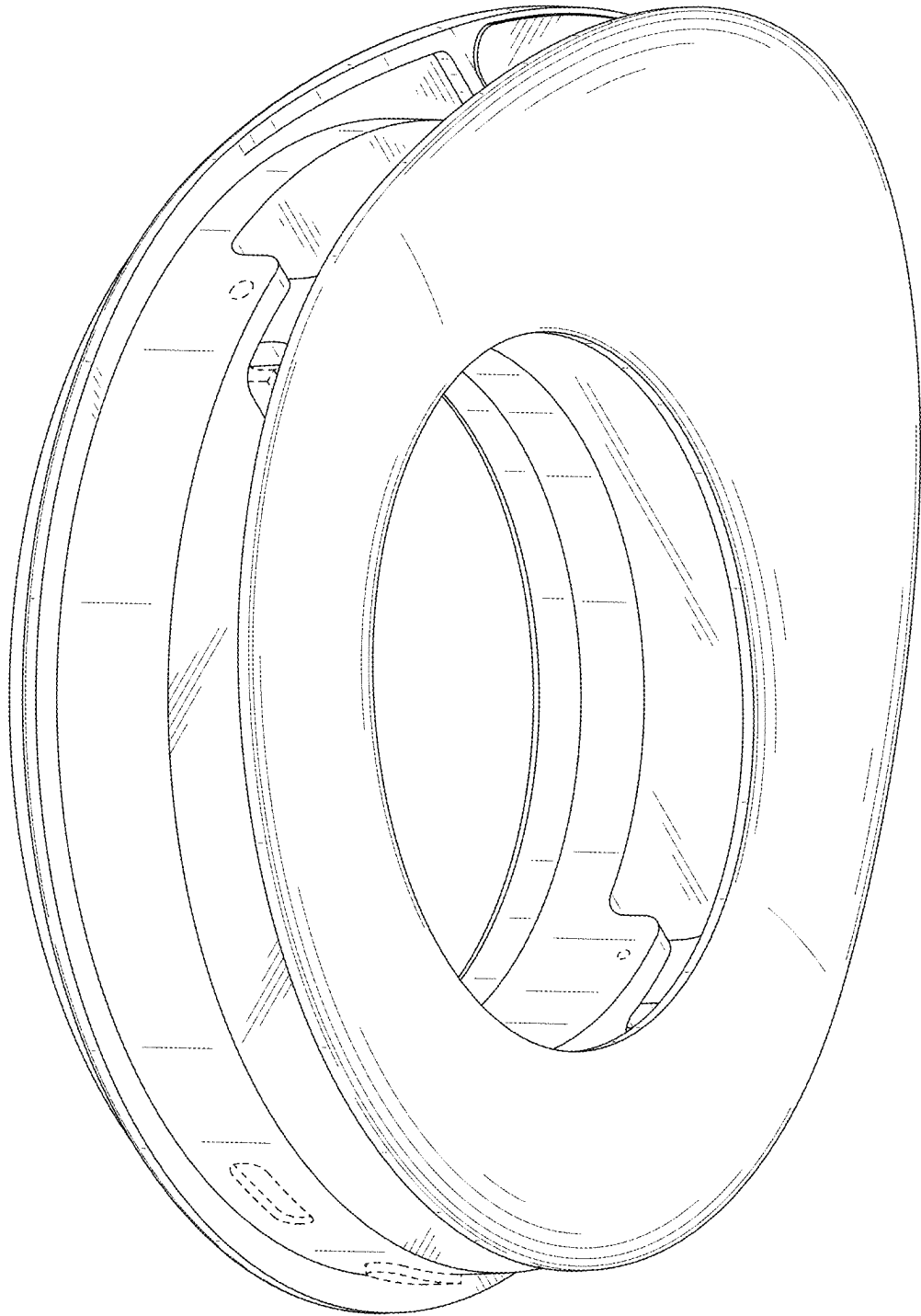


FIG. 2

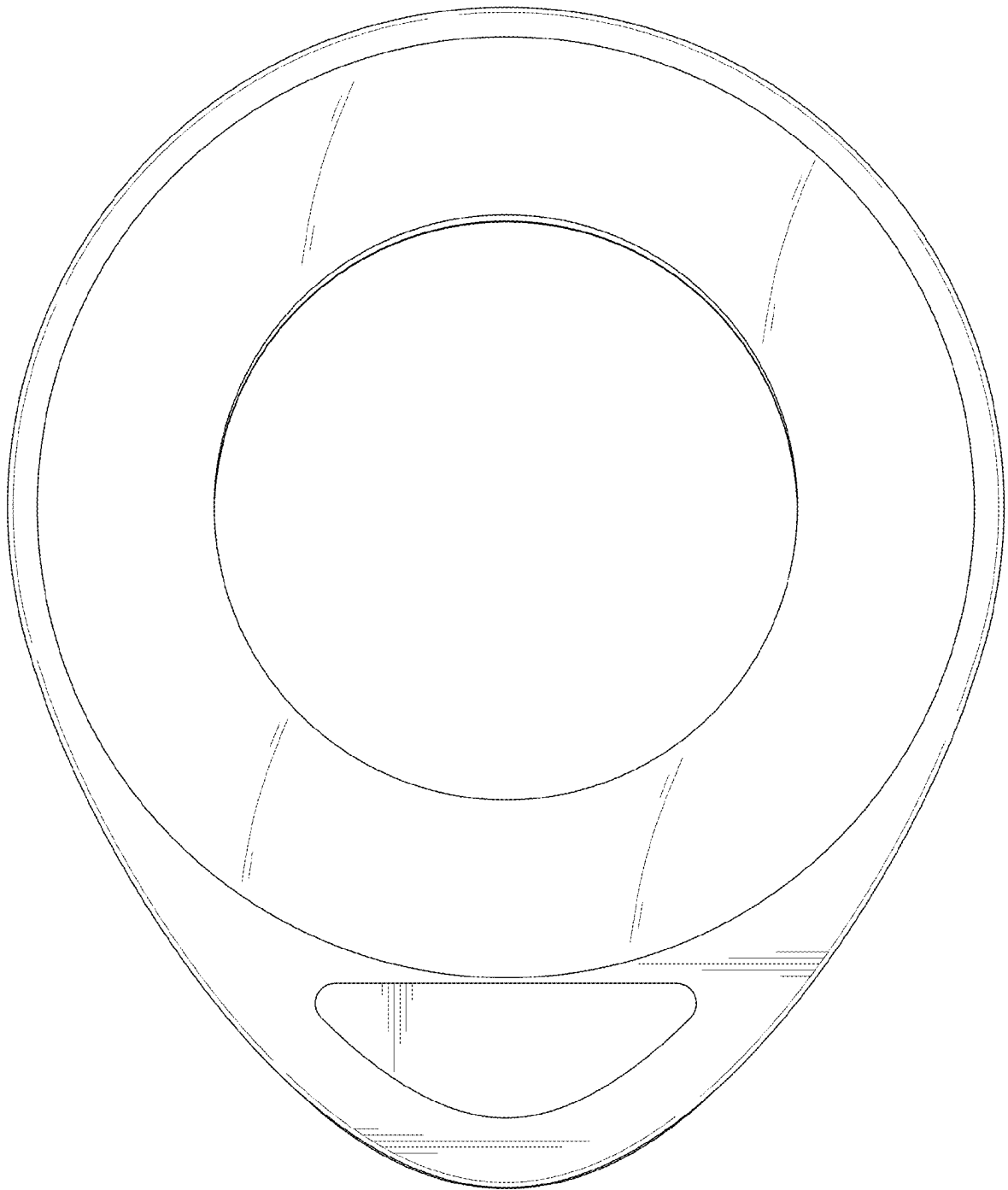


FIG. 3

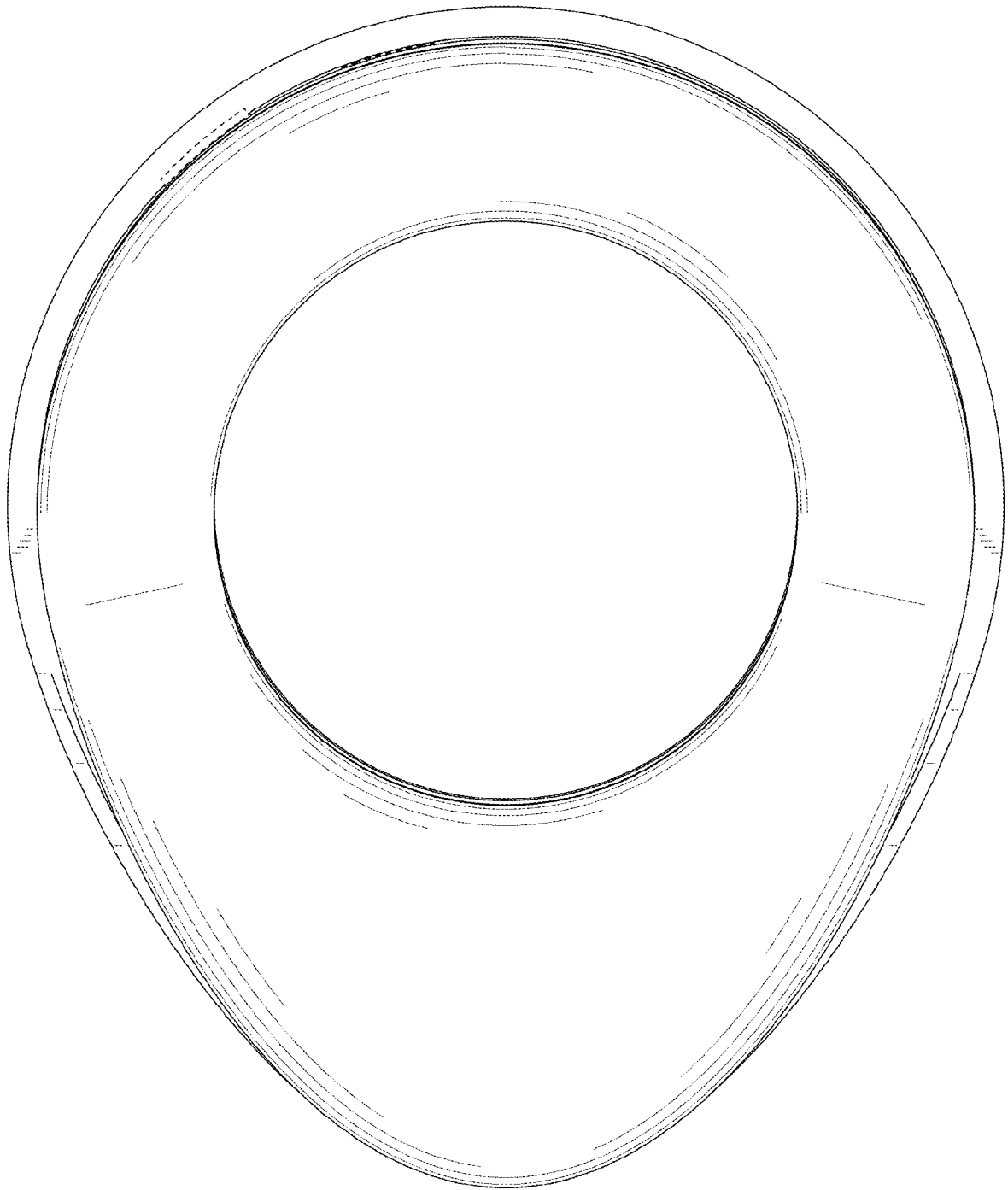


FIG. 4

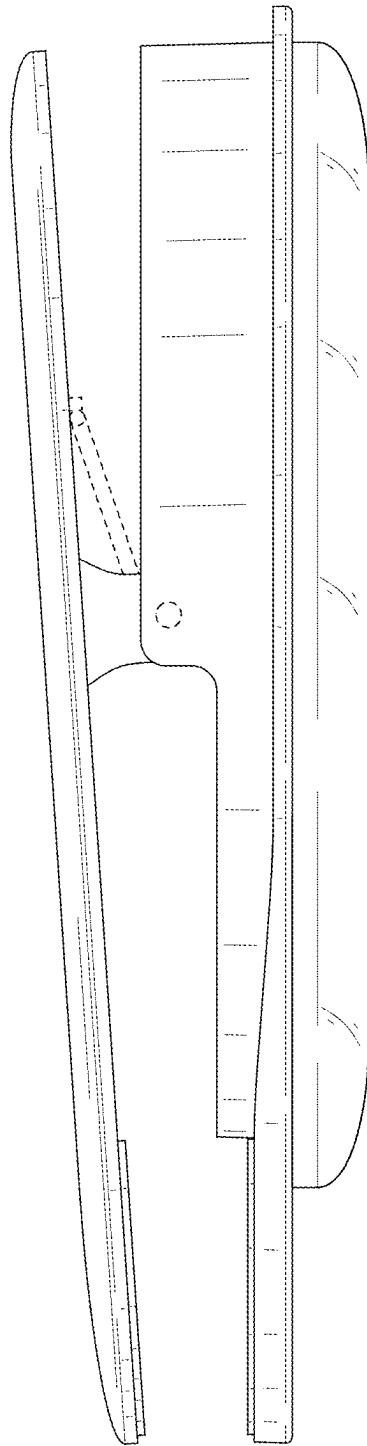


FIG. 5

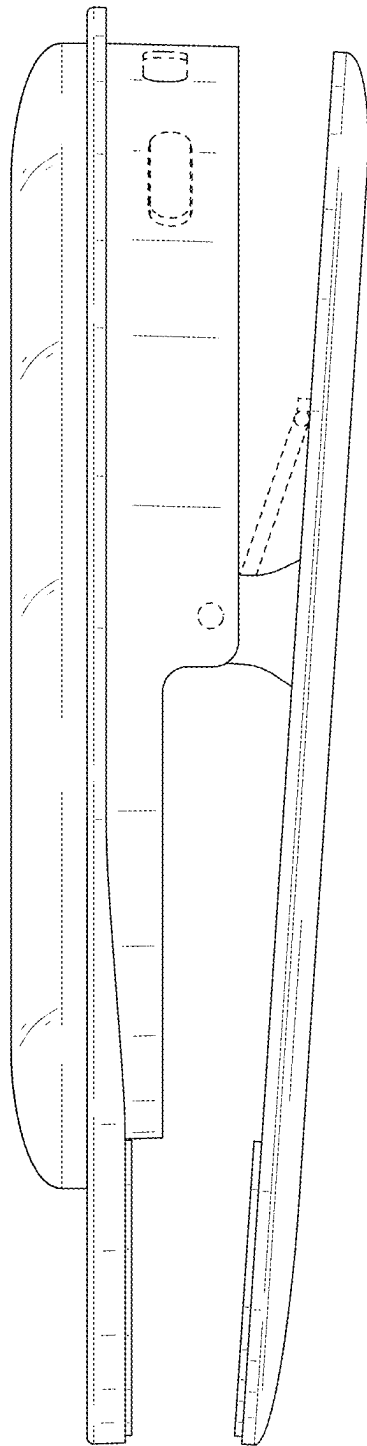


FIG. 6

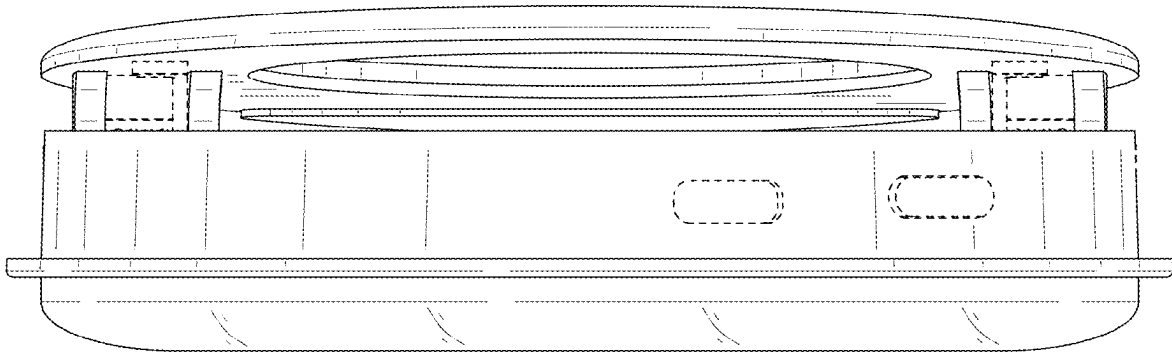


FIG. 7

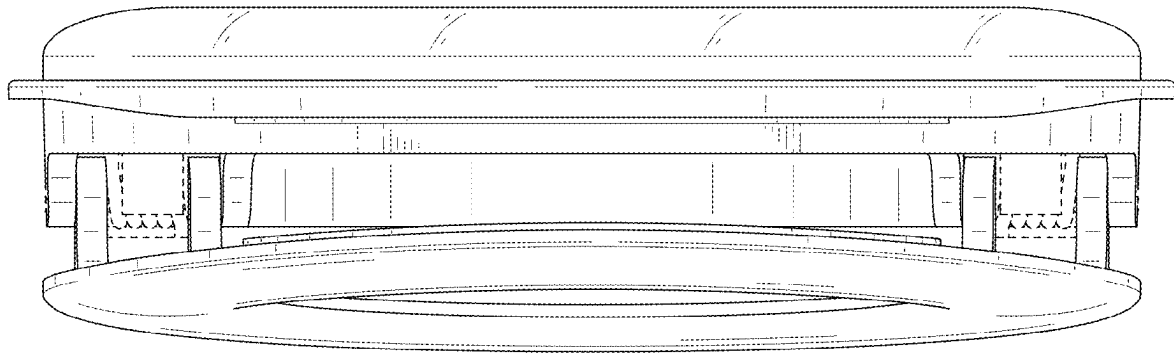


FIG. 8