



US 20080110983A1

(19) **United States**(12) **Patent Application Publication**
Ashfield(10) **Pub. No.: US 2008/0110983 A1**(43) **Pub. Date: May 15, 2008**(54) **METHOD AND APPARATUS FOR USING AT
LEAST A PORTION OF A ONE-TIME
PASSWORD AS A DYNAMIC CARD
VERIFICATION VALUE****Publication Classification**(51) **Int. Cl.**
G06K 5/00

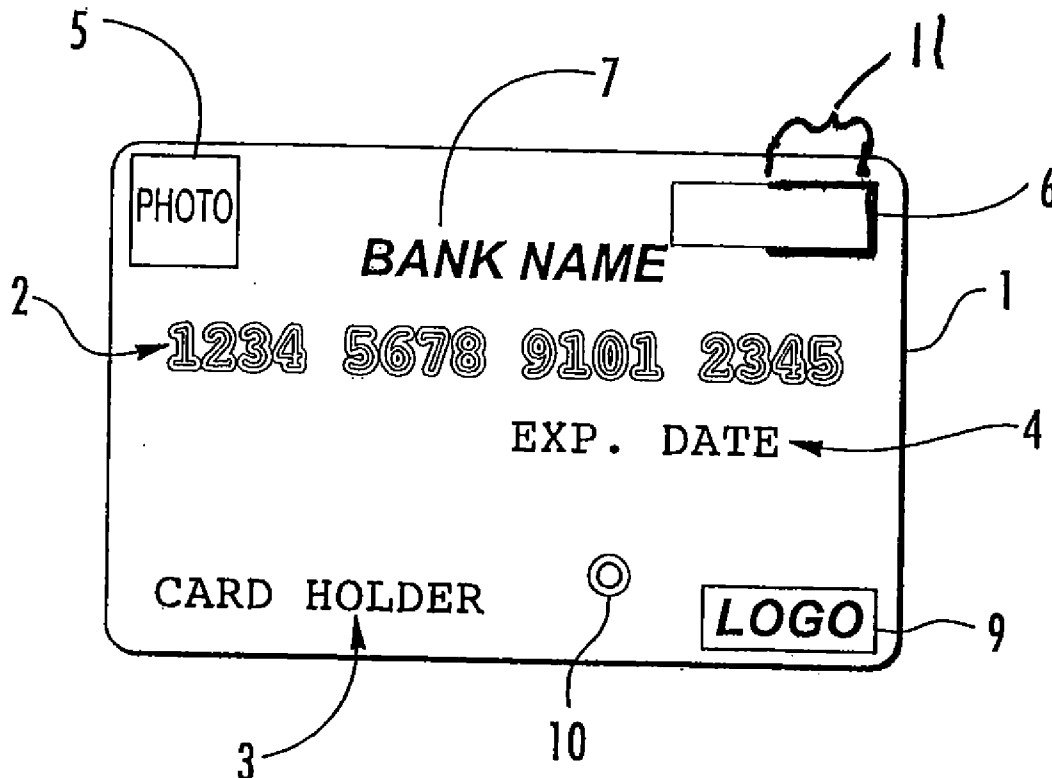
(2006.01)

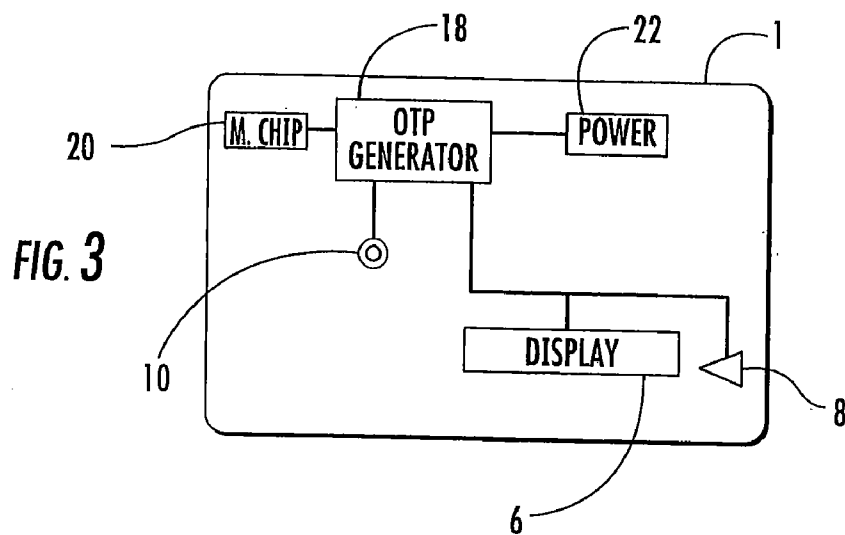
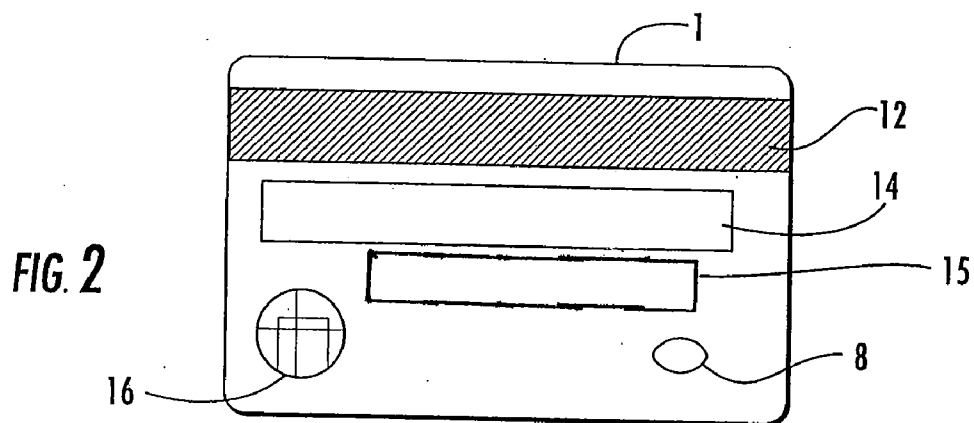
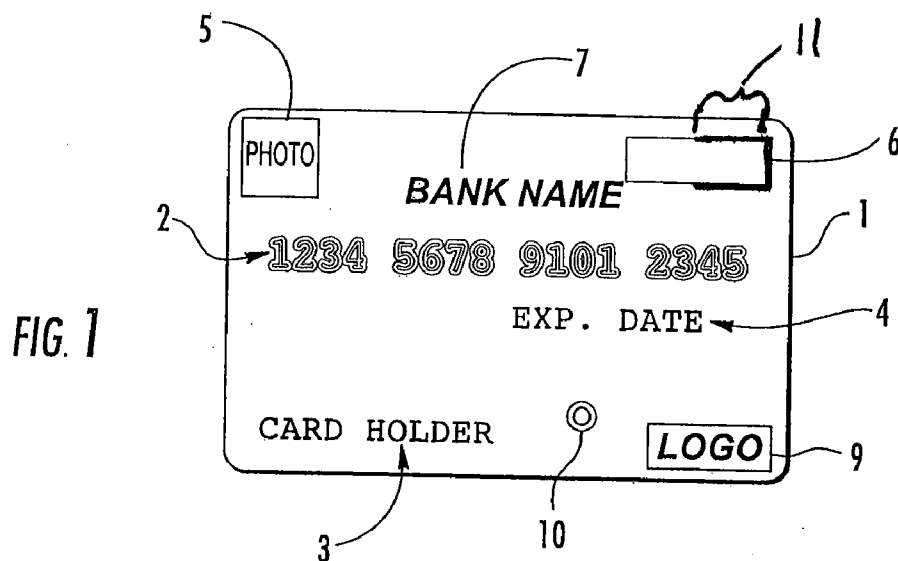
(52) **U.S. Cl. 235/382**(57) **ABSTRACT**(75) **Inventor: James M. Ashfield, Charlotte, NC
(US)**

Correspondence Address:

**MOORE & VAN ALLEN, PLLC FOR BOFA
430 DAVIS DRIVE, SUITE 500, POST OFFICE
BOX 13706
RESEARCH TRIANGLE PARK, NC 27709**(73) **Assignee: BANK OF AMERICA
CORPORATION, Charlotte, NC
(US)**(21) **Appl. No.: 11/559,931**(22) **Filed: Nov. 15, 2006**

Method and apparatus for using at least a portion of a one-time password as a dynamic card verification value (CVV) are disclosed. A credit/debit card is able to generate a dynamic card verification value (CVV). Such a card may also include an indication that the dynamic CVV is to be used as a security code for purchasing or other transactions. A card-based financial transaction can be authorized in accordance with the use of a dynamic CVV by receiving a transaction authorization request for a specific credit/debit card, wherein the transaction authorization request includes a dynamic CVV. The dynamic CVV can be compared to at least a portion of a one-time password generated for the specific credit/debit card, and a transaction authorization can be sent to the merchant or vendor when the dynamic CVV matches all or a portion of the one-time password.





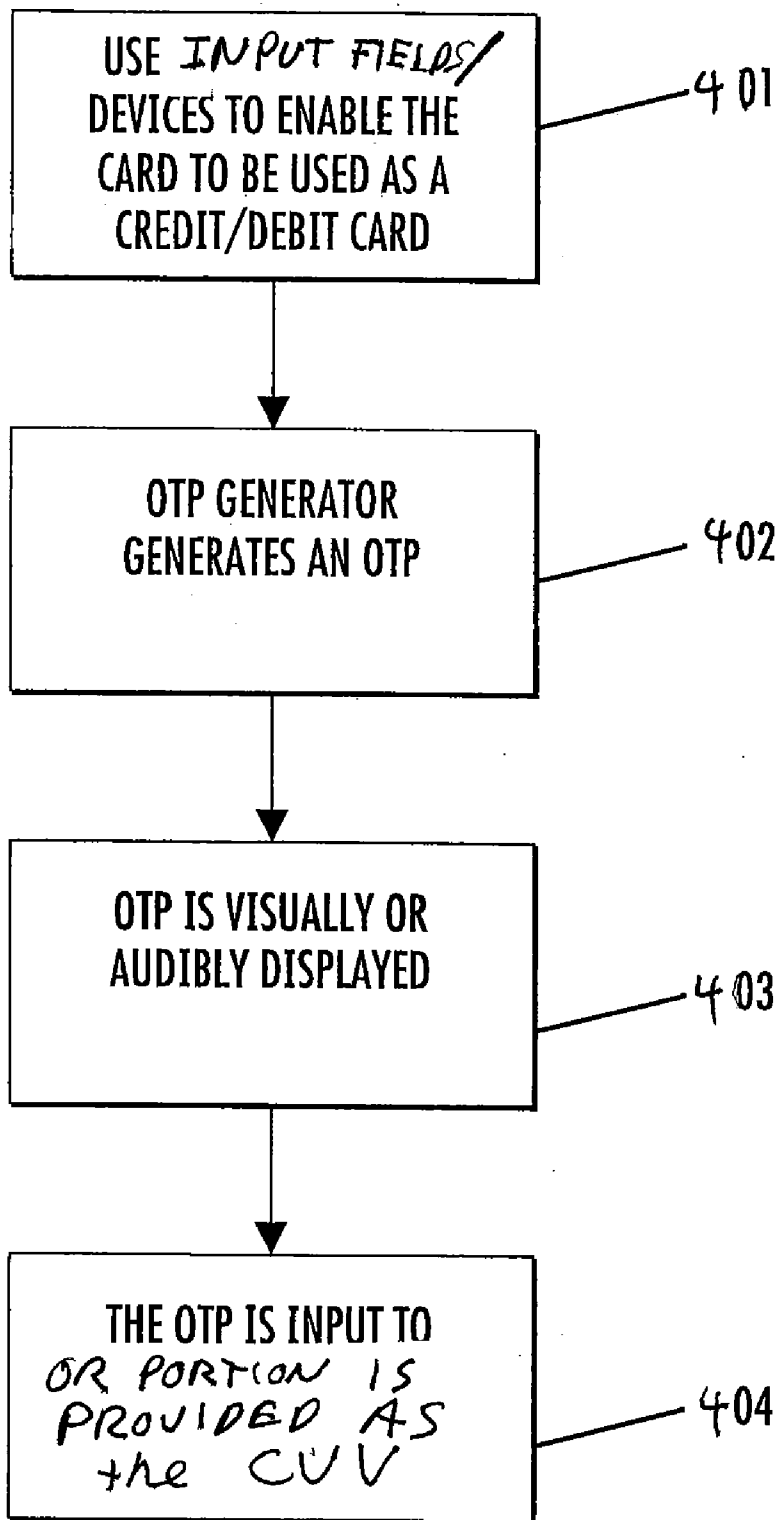


FIG. 4

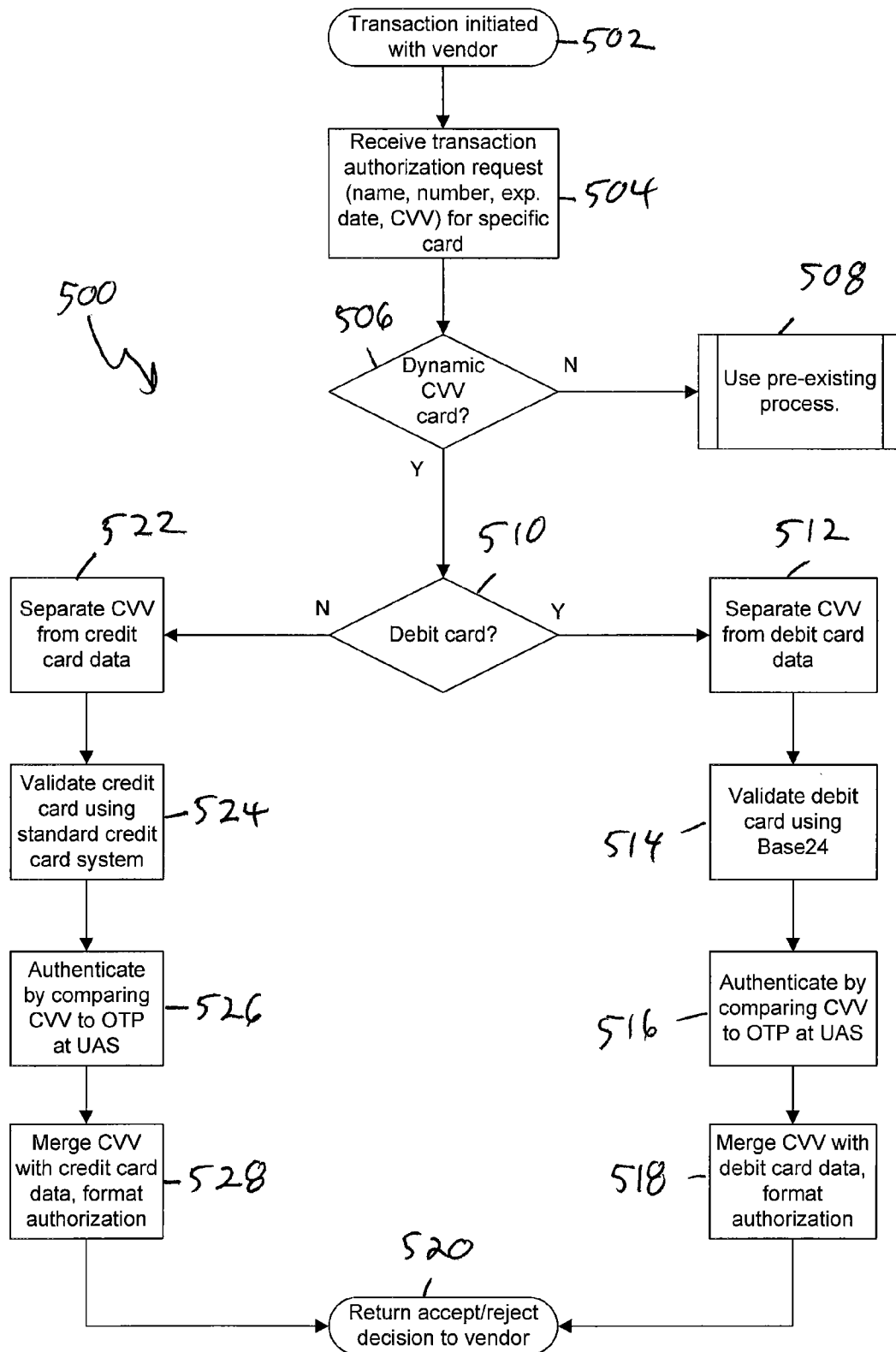


FIG. 5

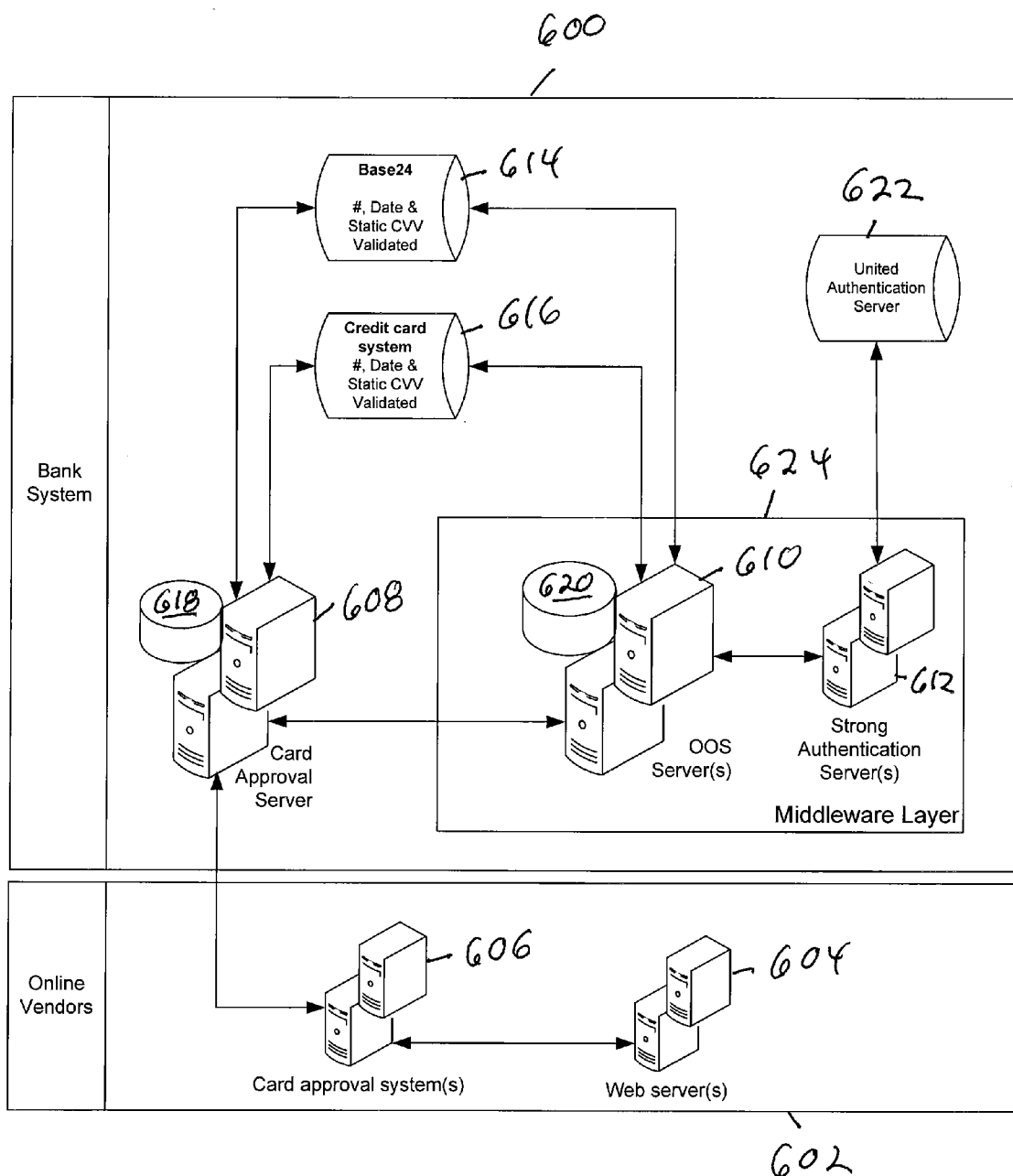


FIG. 6

**METHOD AND APPARATUS FOR USING AT
LEAST A PORTION OF A ONE-TIME
PASSWORD AS A DYNAMIC CARD
VERIFICATION VALUE**

BACKGROUND

[0001] Identity verification methods related to authenticating and/or verifying users for access to secured systems are well known. One such method involves assigning a password to a user. When the user desires access to the secured system, the user inputs his or her ID and password to the system. The system confirms that the input password corresponds to the stored user ID and enables user access to the system. An enhanced version of this security technology is known as one-time password (OTP) authentication. OTP authentication uses a password that is transitory and only valid for a single use such that once used, the OTP is not valid for later access. The OTP may be time-based or event-based. Thus, even if the OTP is fraudulently obtained, the possibility that it can be used to gain access to a system is very limited. The OTP is typically generated by a token possessed by the user and is input to an authentication system. The input OTP is compared to an OTP generated by the system using the same information and encryption algorithm as is used by the token. If the input OTP matches the OTP generated at by the system, the user is allowed access to the system.

[0002] The banking industry has developed a type of "password" for use with credit and debit cards. This password takes the form of an authentication code and is commonly referred to in the industry as a "card verification value" or "CVV." The CVV is formatted and used according to accepted industry standards. Initially, the CVV was an extra numeric string encoded on the magnetic stripe of credit and debit cards. More recently, an additional three-digit code has been printed on the backs of credit and debit cards. This printed code is commonly referred within the banking industry to as a "CVV2" code and the magnetically stored code is commonly referred to as a "CVV1" code. The printed code can be requested and verified by merchants in transactions where the merchant has no other way of actually verifying that the customer has possession of the physical card. For example, in on-line shopping transactions, the consumer can be prompted to enter the CVV2 code from the back of his or her card. The CVV2 code can provide some assurance that the consumer has possession of the physical credit or debit card, and has not simply obtained the card number and expiration date fraudulently, for example, by obtaining a credit card statement using nefarious methods such as "dumpster diving." A printed CVV code is often referred to by consumers and on-line vendors as a "3-digit security code", "security code" or as "check digits."

SUMMARY

[0003] In example embodiments of the invention, a credit/debit card is able to generate a dynamic card verification value (CVV). In some embodiments, the credit card has a body the size and shape of a standard credit/debit card, and a one-time password generator disposed within the body to generate the dynamic CVV. In some embodiments, a display disposed within the body displays the dynamic CVV. Such a card may also include an indication that the dynamic CVV is to be used as a security code for purchasing or other transactions.

[0004] In some embodiments, the one-time password generator generates a one-time password and the dynamic CVV comprises a portion of the one-time password. An indication of a portion of the one-time password to be used as a dynamic CVV can be provided as highlighting of a portion of the one-time password display, instructions printed on the card body, or both. The credit/debit card can include a magnetic stripe as a validation device, and/or can be a smart card.

[0005] In some embodiments, a card-based financial transaction can be authorized in accordance with the use of a dynamic CVV by receiving a transaction authorization request for a specific credit/debit card, wherein the transaction authorization request includes a dynamic CVV. The dynamic CVV can be compared to at least a portion of a one-time password generated for the specific credit/debit card, and a transaction authorization can be sent to the merchant or vendor when the dynamic CVV matches all or a portion of the one-time password. A transaction denial can be sent when the dynamic CVV does not match. In some embodiments, the portion of the one-time password may be three digits of a six-digit one-time password. During processing the bank systems can separate the dynamic CVV from credit/debit card data, validate the credit/debit card data, and then merge the CVV with the credit/debit card data once the dynamic CVV is authenticated to produce the transaction authorization.

[0006] A system for authorizing card-based financial transactions according to some example embodiments of the invention can include a card approval server to receive transaction authorization requests and an intermediate server to identify the dynamic CVV from a static CVV and to separate the dynamic CVV from credit/debit card data. A database can be interconnected with the card approval server and the intermediate server to validate the credit/debit card data. An authentication server can be interconnected with the intermediate server to compare the dynamic CVV with at least a portion of a one-time password to authenticate the dynamic CVV. In some embodiments, the system can include two databases; a credit card database, and a debit card database. In some embodiments, the intermediate server can be disposed within a middleware layer.

[0007] A system according to example embodiments of the invention may take the form of, or be enabled by a computer program product including a computer usable medium encoded with computer usable program code. Such computer usable code coupled with operating systems and appropriate instruction execution systems such as the servers described above can form the means to carry out embodiments of the invention.

BRIEF DESCRIPTION OF THE DRAWINGS

[0008] FIG. 1 is a front view of a credit/debit card according to an embodiment of the invention.

[0009] FIG. 2 is a back view of a credit/debit card according to an embodiment of the invention.

[0010] FIG. 3 is a functional block diagram of a credit/debit card according to an embodiment of the invention.

[0011] FIG. 4 is a flowchart illustrating an example use of a credit/debit card according to example embodiments of the invention.

[0012] FIG. 5 is a flowchart illustrating the processing of a transaction using a dynamic CVV card according to at least some embodiments of the present invention.

[0013] FIG. 6 is a system block diagram of a system for processing card transactions according to example embodiments of the present invention.

DETAILED DESCRIPTION OF THE INVENTION

[0014] The following detailed description of embodiments refers to the accompanying drawings, which illustrate specific embodiments of the invention. Other embodiments having different structures and operation do not depart from the scope of the present invention.

[0015] As will be appreciated by one of skill in the art, the present invention may be embodied as a method, system, computer program product, or a combination of the foregoing. Accordingly, the present invention may take the form of a hardware embodiment, a software embodiment (including firmware, resident software, micro-code, etc.) or an embodiment combining software and hardware aspects that may generally be referred to herein as a "system." Furthermore, the present invention may take the form of a computer program product on a computer-usable storage medium having computer-usable program code embodied in the medium.

[0016] Any suitable computer usable or computer readable medium may be utilized. The computer usable or computer readable medium may be, for example but not limited to, an electronic, magnetic, optical, electromagnetic, infrared, or semiconductor system, apparatus, device, or propagation medium. More specific examples (a non-exhaustive list) of the computer readable medium would include the following: an electrical connection having one or more wires, a portable computer diskette, a hard disk, a random access memory (RAM), a read-only memory (ROM), an erasable programmable read-only memory (EPROM or Flash memory), an optical fiber, a portable compact disc read-only memory (CD-ROM), an optical storage device, a transmission media such as those supporting the Internet or an intranet, or a magnetic storage device. Note that the computer usable or computer readable medium could even be paper or another suitable medium upon which the program is printed, as the program can be electronically captured, via, for instance, optical scanning of the paper or other medium, then compiled, interpreted, or otherwise processed in a suitable manner, if necessary, and then stored in a computer memory.

[0017] In the context of this document, a computer usable or computer readable medium may be any medium that can contain, store, communicate, propagate, or transport the program for use by or in connection with an instruction execution system, platform, apparatus, or device. The computer usable medium may include a propagated data signal with the computer-usable program code embodied therewith, either in baseband or as part of a carrier wave. The computer usable program code may be transmitted using any appropriate medium, including but not limited to the Internet, wireline, optical fiber cable, radio frequency (RF) or other means.

[0018] Computer program code for carrying out operations of the present invention may be written in an object oriented, scripted or unscripted programming language such as Java, Perl, Smalltalk, C++ or the like. However, the computer program code for carrying out operations of the present invention may also be written in conventional procedural programming languages, such as the "C" programming language or similar programming languages.

[0019] The present invention is described below with reference to flowchart illustrations and/or block diagrams of methods, apparatus (systems) and computer program prod-

ucts according to embodiments of the invention. It will be understood that each block of the flowchart illustrations and/or block diagrams, and combinations of blocks in the flowchart illustrations and/or block diagrams, can be implemented by computer program instructions, or may be human-performed unless otherwise stated. The computer program instructions may be provided to a processor of a general purpose computer, special purpose computer, or other programmable data processing apparatus to produce a machine, such that the instructions, which execute via the processor of the computer or other programmable data processing apparatus, create means for implementing the functions/acts specified in the flowchart and/or block diagram block or blocks.

[0020] The term "bank" and any similar terms are used herein in their broadest sense. Financial institutions that process transactions of the types discussed can include stock brokerages, credit unions, credit card processing companies such as Visa and American Express, and other types of institutions which are not strictly banks in the historical sense. The use of terms such as bank, "financial institution", "card issuer", or the like herein is meant to encompass all such possibilities. Additionally, the terms "credit card", "debit card", "credit/debit card" and the like can refer to any type of financial transaction card or ATM card, in any form factor. Such terms may also refer to a so-called "smart" card. It should also be noted that reference to "one-time passwords" and the like is not necessarily limited to the classical case of passwords generated to access on-line systems. Rather, this terminology is intended to invoke any systems, methods, concepts, and apparatus connected with generating a value that changes in any automated fashion with time or use that is used to authenticate access to any resources or the use of a device or article of manufacture.

[0021] Embodiments of the present invention contemplate a card issuer producing and distributing a credit card with an OTP generator embedded therein. Such a device can serve as a combination conventional financial transaction card and OTP generator. The OTP can be generated using existing algorithms. A visual and/or audio display is provided on the card to output the OTP to the user. The end user inputs the OTP to access systems on-line, telephonically or otherwise. The credit/debit card functionality of the device can be used apart from its use as an OTP generator. By combining the OTP token and a credit/debit card, the OTP generator can be conveniently carried without increasing the number of personal effects carried by the user.

[0022] It is convenient for a bank to provide a card as described above and use the OTP functionality as an access mechanism for its on-line banking systems. When the user depresses a button on his or her credit/debit card, an OTP algorithm generates an OTP. The OTP is visually displayed and the user can input the OTP to the on-line banking system where it is authenticated to allow the user to access secure system resources. The combination of the credit/debit card with the OTP functionality eliminates the need for the user to carry a separate OTP token and will make the use of OTP technology more acceptable to bank customers. However, according to the example embodiments of the present invention, the bank can implement systems to enable use of the OTP generated on a customer's card, or at least a portion of the OTP, in place of the card verification value (CVV) that would otherwise be printed on the back of the card. In this way, the security advantages of the OTP can be realized in

transactions with third parties as well as with the issuing bank by providing a dynamic CVV for credit card transactions.

[0023] FIG. 1, FIG. 2, and FIG. 3 illustrate a card that is designed to have the last three digits of an OTP from the built-in OTP generator as a CVV2 value. It should be noted that this illustration is an example only. CVV systems could be devised to use more or less than three digits of the OTP. Additionally, an OTP generator algorithm could be used to generate a code having only three digits, or any other number of digits, that is only intended to be used as a CVV. In such a case, the term “one-time password” is synonymous with “dynamic CVV” and these two terms can be used interchangeably. It should also be noted that the use of an OTP for a CVV could be accomplished with a separate OTP token, albeit somewhat less conveniently. An OTP or dynamic CVV does not have to contain only numeric characters, but could also contain alpha characters or other symbols.

[0024] Referring to FIG. 1 an OTP credit/debit card that might be used with an embodiment of the invention comprises a plastic card **1** having the size and shape of a conventional credit card. Conventional credit/debit cards are approximately $3\frac{3}{8}$ inches \times $2\frac{1}{8}$ inches \times $\frac{1}{8}$ of an inch. Smaller credit cards are also known. One such card is the MINICARD that is approximately $2\frac{1}{2}$ inches \times $1\frac{1}{2}$ inches \times $\frac{1}{8}$ of an inch and is distributed by Bank of America Corporation. The card may be provided in any conventional credit card size. The card may be provided with raised card numbers **2**, card holder name **3**, expiration date **4** and card holder photograph and/or hologram **5** as is known in the art. The card **1** also may include issuer information such as bank name **7** and logo **9**. A display **6** is provided for visually displaying the OTP generated by card **1**. Also located on card **1** is an initiation button **10** that is depressed by the user to initiate the generation of the OTP. The rightmost half of display **6** is surrounded by visual highlighting **11** in the form of a printed outline, as an indication to the consumer that the rightmost three digits of the OTP, which would normally fall inside the highlighting are to be used as a CVV in place of the three digit code that would normally be printed on the back of a typical credit card, typically referred to as a “security code” by consumers and on-line vendors. This highlighting can be accomplished in almost infinite ways, including coloring of the display window or background. The highlighting might also be absent altogether, in which case the financial institution would rely on user knowledge, either apart from the card itself, or based on printed instructions on the back of the card (see below).

[0025] Referring to FIG. 2 the back of card **1** is shown and may include a magnetic stripe **12** coded with information about the card as is known in the art and a signature block **14**. Note that in this case, signature block **14** does not include a printed, 3-digit CVV2 code. Instead, instructions indicating that the consumer is to use the OTP or a portion thereof as the CVV or “security code” when prompted can be printed on the card, for example, under the signature block in printed area **15**. This indication in area **15** can be in addition to or instead of any indication on the front of the card. A speaker **8** may also be provided for generating an audio signal of the OTP, either in addition to or instead of the visual display. A standard smart card contact interface **16** may also be provided. Smart card interface **16** may be located on the front of card **1** instead of on the back of the card as shown.

[0026] Referring to FIG. 3 card **1** includes an OTP generator **18** that includes internal memory or memory could be provided on a separate memory chip **20**. Where memory is

provided on the OTP generator **18**, the separate memory chip **20** may be omitted. The OTP generator **18** used in the card of the invention may comprise the microprocessor used in the standard smart card. The ISO 7816 international standard defines the design parameters of the smart card. Smart cards may have 1 kilobyte of RAM, 24 kilobytes of ROM, 16 kilobytes of programmable ROM, and an 8-bit microprocessor running at 5 MHz. In place of the general purpose processor OTP generator **18** may comprise a dedicated integrated chip, memory chip or other processing technology.

[0027] If the OTP credit/debit card is provided with full smart card functionality, a single processor may be used to generate the OTP and provide the smart card functionality. Smart cards require a power source and a mechanism to communicate with a smart card reader. Some smart cards have contact pads such as gold plates **16** at one corner of the card. This type of smart card is known as a contact smart card. The plates **16** are used to supply the necessary energy to the card and to communicate via direct electrical contact with the smart card reader. For some smart cards the connection between the reader and the card is done via radio frequency (RF). The cards have a small wire loop embedded inside that is used as an inductor to supply the energy to the card and communicate with the reader. When a card is inserted into the card readers RF field, an induced current is created in the wire loop and used as an energy source. The standards relating to smart card interfaces are ISO 14443 and ISO 15693 for contactless cards. EMV 2000 version 4.0, published December 2000, define specifications to allow interoperability between smart cards and smart card readers on a global basis.

[0028] The card used with an embodiment of the invention could include either contact, RF connections or both; however, because the OTP functionality in the card of this example is intended to be used separate from any smart card functionality, a power source **22** is provided on the card **1**. Power source **22** may comprise a built in battery cell of the miniature button type. It cannot be over-emphasized that the card described above is but an example only. A completely externally powered card could also be used as a dynamic CVV card with embodiments of the invention.

[0029] The card **1** uses a validation device or devices and functionality that enable the card to function as a conventional credit/debit card. The validation device may comprise the magnetic stripe, signature block, authentication code, card number and expiration date, photo and/or other security devices as are known in the art. Moreover, the validation device and functionality may comprise full smart card functionality where the smart card microprocessor communicates with the card reader as previously described to authenticate the card as is known in the art.

[0030] In order to generate the OTP, a hashed message authentication code (HMAC) one-time password algorithm (HTOP) may be used. OTP algorithms are well known and are commercially available. One such HTOP algorithm is proposed by the Open Authentication Group (commonly referred to as “OATH”) and provided by Verisign, Inc. of Mountainview, Calif., United States of America. A time/clock-based algorithm such as RSA Security’s SecureID algorithm could also be used. Other suitable OTP algorithms may also be used. The algorithm can be stored in memory **20** or in the OTP generator **18**. OTP generator **18** generates the OTP when the system is initiated by the user by depressing button **10**. Button **10** may consist of a film capacitance button. A third type of OTP algorithm is based on a challenge issued by the system.

The challenge is entered into the card **1** and the OTP algorithm generates the OTP based on the challenge. A challenge based algorithm may require a complement of buttons to provide the alpha-numeric input. These buttons also may consist of film capacitance buttons.

[0031] Referring to FIG. 4, the card **1** can function as a credit/debit card including a dynamic CVV function. Process **400** of FIG. 4 illustrates the process of using such a card from the cardholder's perspective. Like most flowcharts, FIG. 4 illustrates a process as a series of process blocks. The normal card information is input to a system at block **401** and includes the routine information that allow the card to be used as a credit/debit card, such as the cardholder's name, the card number, and the expiration date. This can be input via a card reader or verbally, but in the case of on-line purchasing transactions, would most likely be input by the user typing the relevant information into fields on a World Wide Web page. In addition to the debit/credit card functionality, card **1** also functions as an OTP and/or dynamic CVV generator. In an on-line transaction, the Web page may include a field for a CVV2 code and may refer to this field as a space for the "security code" from the back of the credit card. At block **402**, when the user depresses button **10**, OTP generator **18** utilizes an OTP algorithm to generate an OTP and or CVV. The OTP/CVV is visually displayed at block **403** on display **6** or audibly uttered by speaker **8**. The user inputs the CVV, which may be a portion of an OTP, at block **404** to allow the user to complete the transaction. In other situations, the user may input the dynamic CVV value by orally presenting it over a voice system such as by telephone, or otherwise.

[0032] FIG. 5 is a flowchart diagram which illustrates the process of handling authorizations for transactions using a dynamic card verification value (CVV) card as described above. Like most flowchart illustrations, FIG. 5 illustrates process **500** as a series of process blocks. For purposes of this disclosure, "credit card data" as well as "debit card data" and "credit/debit card data" refers to the standard package of information that describes a payment card for use in a transaction, such as, card number, expiration date, card holder name, etc. For purposes of this example, assume a card according to an embodiment of the invention is being used in an online transaction. It can not be overemphasized that this is but one use of such a card. At block **502**, the transaction is initiated with a vendor or seller. At block **504**, the financial institution receives a transaction authorization request, which includes the credit card data and a CVV, although the CVV at this point in the process may be a dynamic or static CVV. At block **506** a determination is made as to whether the CVV received with the credit card data is a dynamic CVV. If not, processing branches to block **508** where the card authorization is handled as is known in the art. When a dynamic CVV is included, processing branches to block **510**.

[0033] Still referring to FIG. 5, at block **510**, a determination is made as to whether the credit card data identifies a credit card or a debit card. In this example embodiment, credit card and debit cards are processed by different systems. It cannot be overemphasized that this is but an example only, and a financial institution could set up a system in which either type of card is processed in the same manner. If the card is a debit card, processing proceeds to block **512** where the CVV is separated from the debit card data. At block **514**, the debit card data is validated using a "Base24" system. Base24 is a standard processing engine for debit cards that is known throughout the financial services industry. Base24 solutions

are available, for example, from Transaction Systems Architects, Inc. of Omaha, Nebr., United States of America. At block **516**, the dynamic CVV from the card is authenticated by comparing that to a one-time password generated by the system. In example embodiments, this authentication is handled by a United Authentication Server (UAS), a known OTP product available from the previously mentioned Verisign, Inc. Once an authentication decision is reached, the dynamic CVV is merged with the credit/debit card data at block **518** in order to provide an authorization or denial as the case may be. A file communicating an authorization or denial contains all of this information so that the vendor can process such a response. The decision via this file is then returned to the vendor systems at block **520**.

[0034] Staying with FIG. 5, if the dynamic CVV card to be authorized is not a debit card, it is a credit card and processing branches to block **522**, where the dynamic CVV is again separated from the credit card data. At block **524** the credit card data is validated using standard credit card authorization technology as is known in the art. At block **526**, the CVV is again authenticated using OTP technology, in this example, a United Authentication Server as previously described. At block **528**, the CVV is again merged with the credit card data in order to format the transaction authorization or denial. Again, at block **520**, a transaction authorization or transaction denial is returned to the requesting vendor. The transaction authorization accepts the card for payment, while a transaction denial constitutes a rejection of the card for payment.

[0035] FIG. 6 is a system block diagram showing various subsystems, databases, and instruction execution platforms which may be used to implement some embodiments of the invention. It can be assumed for purposes of the example of FIG. 6 that all of the systems and databases are interconnected through various networking means as is known in the art. For purposes of this example, bank or financial institution system **600** is illustrated in communication with online vendor systems, **602**. The online vendor systems include Web server **604** as well as credit and debit card approval system **606**. The approval system communicates with bank system **600** in typical fashion, usually via a secured connection over the public Internet. Bank system **600** includes various intermediate servers, such as a card approval server, **608**; an object oriented streaming (OOS) server, **610** and a strong authentication server, **612**. In a typical installation, these servers may include multiple hardware platforms to implement each type of server, for reliability and redundancy.

[0036] Still referring to FIG. 6, system **600** includes various databases to provide card approval information. These databases include the previously discussed Base24 database, **614**, and the standard credit card approval system database, **616**. Note that these databases are directly interconnected with the card approval server in order to process cards static CVV cards as is known in the art. However, server **608** and server **610** include computer program code instructions disposed on media **618**, **620**, or both, in order to identify dynamic CVV card authorization requests, and manage the authentication of one-time passwords used as CVV security codes. Since in such cases, OOS server **610** must communicate with the card approval databases in order to validate the credit/debit card data, connections are included from server **610** to databases **614** and **616**.

[0037] In the example embodiment of FIG. 6, requests for authentication of dynamic CVV information against an internally generated one-time password are managed by strong

authentication server 612 in communication with United Authentication Server 622. In the example embodiment of FIG. 6, both the OOS server and the strong authentication server are disposed within middleware layer 624. Middleware layer 624 includes all the middleware components necessary to coordinate activities between various servers and databases as is known in the art. It cannot be overemphasized that the architecture illustrated in FIG. 6 is but an example only. It is possible to architect various configurations of servers and databases to handle dynamic CVV cards according to embodiments of the invention. The functions of multiple servers or databases could be combined. Indeed, all of the functions of system 600 could be combined on a computer system with attached media on which the various computer program code instructions and databases needed to implement the invention may reside.

[0038] The flowcharts and block diagrams in the figures illustrate the architecture, functionality, and operation of possible implementations of systems, methods and computer program products according to various embodiments of the present invention. In this regard, each block in the flowchart or block diagrams may represent an action or a portion of a system, which comprises one or more actions, functions, or articles for implementing the specified logical steps. These functions and/or logical steps may be implemented by people, computer program products, or a combination of the two. It should also be noted that, in some alternative implementations, the functions described herein may occur on an order different than the order presented. It should also be noted that functions or steps and combination of functions or steps described herein can be implemented by special purpose hardware-based systems either alone or assisted operators which perform specified functions or acts.

[0039] The terminology used herein is for the purpose of describing particular embodiments only and is not intended to be limiting of the invention. As used herein, the singular forms "a", "an" and "the" are intended to include the plural forms as well, unless the context clearly indicates otherwise. It will be further understood that the terms "comprises" and/or "comprising," when used in this specification, specify the presence of stated features, steps, operations, elements, and/or components, but do not preclude the presence or addition of one or more other features, steps, operations, elements, components, and/or groups thereof.

[0040] Although specific embodiments have been illustrated and described herein, those of ordinary skill in the art appreciate that any arrangement which is calculated to achieve the same purpose may be substituted for the specific embodiments shown and that the invention has other applications in other environments. This application is intended to cover any adaptations or variations of the present invention. The following claims are in no way intended to limit the scope of the invention to the specific embodiments described herein.

1. A credit/debit card able to generate a dynamic card verification value (CVV), the credit/debit card comprising:
 a body the size and shape of a credit/debit card;
 a one-time password generator disposed within the body to generate the dynamic CVV;
 a display disposed within the body to display the dynamic CVV;
 a validation device to authenticate the use of the card as a credit/debit card; and
 an indication that the dynamic CVV is to be used as a security code.

2. The credit/debit card of claim 1 wherein the one-time password generator generates a one-time password and the dynamic CVV comprises a portion of the one-time password.

3. The credit/debit card of claim 2 wherein the indication comprises highlighting of a portion of the one-time password.

4. The credit/debit card of claim 2 wherein the indication comprises instructions printed on the body.

5. The credit/debit card of claim 2 wherein the indication comprises highlighting of a portion of the one-time password and instructions printed on the body.

6. The credit/debit card of claim 1 where the validation device comprises a magnetic stripe.

7. The credit/debit card of claim 1 wherein the indication comprises instructions printed on the body.

8. The credit/debit card of claim 7 where the validation device comprises a magnetic stripe.

9. A method of authorizing a card-based financial transaction comprising:

receiving a transaction authorization request for a specific credit/debit card, the transaction authorization request including a dynamic card verification value (CVV);

comparing the dynamic CVV to at least a portion of a one-time password generated for the specific credit/debit card; and

sending a transaction authorization when the dynamic CVV matches the at least a portion of the one-time password.

10. The method of claim 9 further comprising sending a transaction denial when the dynamic CVV does not match the at least a portion of the one-time password.

11. The method of claim 9 wherein the at least a portion of a one-time password comprises three digits of a six-digit one-time password.

12. The method of claim 9 further comprising:
 separating the dynamic CVV from credit/debit card data;
 validating the credit/debit card data; and
 merging the CVV with the credit/debit card data to produce the transaction authorization.

13. The method of claim 10 further comprising:
 separating the dynamic CVV from credit/debit card data;
 validating the credit/debit card data; and
 merging the CVV with the credit/debit card data to produce one of the transaction authorization and the transaction denial.

14. The method of claim 11 further comprising:
 separating the dynamic CVV from credit/debit card data;
 validating the credit/debit card data; and
 merging the CVV with the credit/debit card data to produce the transaction authorization.

15. The method of claim 14 wherein the comparing of the CVV to the three digits of the six-digit one-time password is accomplished using a united authentication server.

16. A computer program product comprising a computer-readable medium having computer program code instructions for performing the method of claim 9.

17. A computer program product comprising a computer-readable medium having computer program code instructions for performing the method of claim 11.

18. A computer program product comprising a computer-readable medium having computer program code instructions for performing the method of claim 12.

19. A computer program product comprising a computer-readable medium having computer program code instructions for performing the method of claim 15.

20. Apparatus for authorizing a card-based financial transaction comprising:

means for receiving a transaction authorization request for a specific credit/debit card, the transaction authorization request including a dynamic card verification value (CVV);

means for comparing the dynamic CVV to at least a portion of a one-time password generated for the specific credit/debit card; and

means for sending a transaction authorization when the dynamic CVV matches the at least a portion of the one-time password.

21. The apparatus of claim **20** further comprising means for sending a transaction denial when the dynamic CVV does not match the at least a portion of the one-time password.

22. The apparatus of claim **20** further comprising:

means for separating the dynamic CVV from credit/debit card data;

means for validating the credit/debit card data; and

means for merging the CVV with the credit/debit card data to produce the transaction authorization.

23. The apparatus of claim **21** further comprising:

means for separating the dynamic CVV from credit/debit card data;

means for validating the credit/debit card data; and

means for merging the CVV with the credit/debit card data to produce one of the transaction authorization and the transaction denial.

24. A system for authorizing card-based financial transactions comprising:

a card approval server to receive transaction authorization requests, each for a specific credit/debit card, each including a dynamic card verification value (CVV);

an intermediate server to identify the dynamic CVV from a static CVV and to separate the dynamic CVV from credit/debit card data;

a database interconnected with the card approval server and the intermediate server to validate the credit/debit card data; and

an authentication server interconnected with the intermediate server to compare the dynamic CVV with at least a portion of a one-time password to authenticate the dynamic CVV.

25. The system of claim **24** wherein the database further comprises:

a credit card database; and

a debit card database.

26. The system of claim **24** wherein the intermediate server is disposed within a middleware layer.

27. The system of claim **24** wherein the at least a portion of a one-time password comprises three digits of a six-digit one-time password.

28. The system of claim **25** wherein the intermediate server is disposed within a middleware layer.

29. The system of claim **25** wherein the at least a portion of a one-time password comprises three digits of a six-digit one-time password.

30. The system of claim **28** wherein the at least a portion of a one-time password comprises three digits of a six-digit one-time password.

* * * * *