



US010482517B2

(12) **United States Patent**
Szymczyk et al.

(10) **Patent No.:** **US 10,482,517 B2**
(45) **Date of Patent:** **Nov. 19, 2019**

(54) **PROVIDING A SIMULATION OF WEARING ITEMS SUCH AS GARMENTS AND/OR ACCESSORIES**

(71) Applicant: **ZUGARA, INC.**, Culver City, CA (US)

(72) Inventors: **Matthew Szymczyk**, Manhattan Beach, CA (US); **Aaron Von Hungen**, Culver City, CA (US); **Blake Callens**, Toluca Lake, CA (US); **Hans Forsman**, Venice, CA (US); **Jack Benoff**, Hermosa Beach, CA (US)

(73) Assignee: **ZUGARA, INC.**, Culver City, CA (US)

(*) Notice: Subject to any disclaimer, the term of this patent is extended or adjusted under 35 U.S.C. 154(b) by 381 days.

(21) Appl. No.: **14/936,444**

(22) Filed: **Nov. 9, 2015**

(65) **Prior Publication Data**

US 2016/0063592 A1 Mar. 3, 2016

Related U.S. Application Data

(63) Continuation of application No. 13/592,159, filed on Aug. 22, 2012, now Pat. No. 9,183,581, which is a (Continued)

(51) **Int. Cl.**
G06F 3/01 (2006.01)
G06Q 30/06 (2012.01)
(Continued)

(52) **U.S. Cl.**
CPC **G06Q 30/0623** (2013.01); **G06F 3/017** (2013.01); **G06F 3/0482** (2013.01);
(Continued)

(58) **Field of Classification Search**

None

See application file for complete search history.

(56) **References Cited**

U.S. PATENT DOCUMENTS

4,539,585 A 9/1985 Spackova et al. 358/93
5,680,528 A 10/1997 Korszun 395/135
(Continued)

FOREIGN PATENT DOCUMENTS

WO WO 2011/019965 2/2011

OTHER PUBLICATIONS

Non-Final Office Action dated Jan. 25, 2017 in corresponding U.S. Appl. No. 14/727,863 (17 pages).

(Continued)

Primary Examiner — Aniss Chad

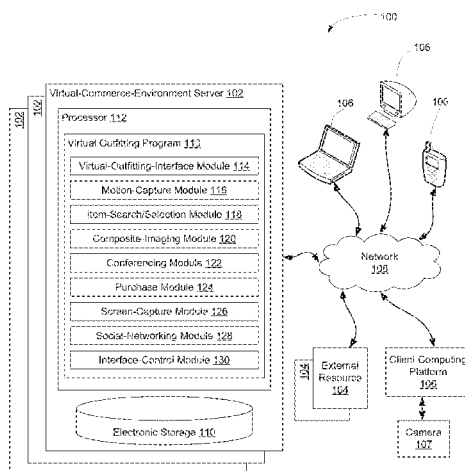
Assistant Examiner — Bernard E Cothran

(74) *Attorney, Agent, or Firm* — Pillsbury Winthrop Shaw Pittman, LLP

(57) **ABSTRACT**

A user may simulate wearing real-wearable items, such as virtual garments and accessories. A virtual-outfitting interface may be provided for presentation to the user. An item-search/selection portion within the virtual-outfitting interface may be provided. The item-search/selection portion may depict one or more virtual-wearable items corresponding to one or more real-wearable items. The user may be allowed to select at least one virtual-wearable item from the item-search/selection portion. A main display portion within the virtual-outfitting interface may be provided. The main display portion may include a composite video feed that incorporates a video feed of the user and the selected at least one virtual-wearable item such that the user appears to be wearing the selected at least one virtual-wearable item in the main display portion.

20 Claims, 3 Drawing Sheets



Related U.S. Application Data

- continuation of application No. 12/822,168, filed on Jun. 23, 2010, now Pat. No. 8,275,590.
- (60) Provisional application No. 61/233,364, filed on Aug. 12, 2009, provisional application No. 61/233,377, filed on Aug. 12, 2009.
- (51) **Int. Cl.**
G06Q 50/00 (2012.01)
G06T 19/00 (2011.01)
H04N 5/232 (2006.01)
G06F 3/0481 (2013.01)
G06F 3/0484 (2013.01)
G06F 3/0482 (2013.01)
- (52) **U.S. Cl.**
CPC **G06F 3/04817** (2013.01); **G06F 3/04842** (2013.01); **G06Q 30/0603** (2013.01); **G06Q 50/01** (2013.01); **G06T 19/006** (2013.01); **H04N 5/23229** (2013.01)

(56) References Cited**U.S. PATENT DOCUMENTS**

5,724,522	A	3/1998	Kagami et al.	395/226
5,850,222	A	12/1998	Cone	345/418
5,930,769	A	7/1999	Rose	705/27
5,950,173	A	9/1999	Perkowski	705/26
6,307,568	B1	10/2001	Rom	345/629
6,310,627	B1	10/2001	Sakaguchi	345/630
6,546,309	B1	4/2003	Gazzuolo	700/132
6,665,577	B2	12/2003	Onyshkevych et al.	700/130
6,701,207	B1	3/2004	Gazzuolo	700/132
6,882,897	B1	4/2005	Fernandez	700/132
6,901,379	B1	5/2005	Balter et al.	705/27
6,903,756	B1	6/2005	Giannini	345/747
6,965,873	B1	11/2005	Rhoads	705/26
7,013,290	B2	3/2006	Ananian	705/27
7,039,486	B2	5/2006	Wang	700/117
7,062,454	B1	6/2006	Giannini et al.	705/27
7,113,918	B1	9/2006	Ahmad et al.	705/26
7,133,839	B2	11/2006	Inoue et al.	705/27
7,149,665	B2	12/2006	Feld et al.	703/2
7,418,407	B2	8/2008	Giannini	705/26
7,433,753	B2	10/2008	Okada et al.	700/130
7,548,794	B2	6/2009	Vandergriff et al.	700/132
7,712,035	B2	5/2010	Giannini	715/747
7,714,912	B2	5/2010	Faisman et al.	348/239
7,905,028	B2	3/2011	Sieber	33/512
8,078,498	B2	12/2011	Edmark et al.	705/26.1
8,078,499	B1	12/2011	Giannini et al.	705/26.1
8,982,110	B2	3/2015	Saban et al.	
9,595,137	B2	3/2017	Sharma et al.	
2001/0026272	A1*	10/2001	Feld	A41H 3/007 345/419
2002/0004753	A1	1/2002	Perkowski	705/26
2002/0024517	A1	2/2002	Yamaguchi et al.	345/424
2002/0024528	A1	2/2002	Lambertsen	345/646
2002/0138170	A1*	9/2002	Onyshkevych	G06Q 30/06 700/130
2002/0158916	A1	10/2002	Gusler et al.	345/850

2002/0169687	A1	11/2002	Perkowski	705/26
2003/0101105	A1*	5/2003	Vock	G06Q 10/043 705/27.2
2003/0110099	A1	6/2003	Trajkovic et al.	705/27
2004/0004633	A1	1/2004	Perry et al.	345/728
2005/0131776	A1	6/2005	Perotti et al.	705/27
2005/0234782	A1	10/2005	Schackne et al.	705/27
2006/0080182	A1	4/2006	Thompson et al.	705/26
2006/0271448	A1	11/2006	Inoue et al.	705/26
2007/0220540	A1	9/2007	Walker et al.	725/14
2007/0268312	A1	11/2007	Marks et al.	345/633
2007/0276721	A1	11/2007	Jackson	705/10
2008/0163344	A1	7/2008	Yang	726/4
2008/0255920	A1	10/2008	Vandergriff et al.	705/10
2009/0115777	A1	5/2009	Reyers Moreno	345/419
2009/0271705	A1	10/2009	Sheng et al.	715/733
2010/0030578	A1	2/2010	Siddique et al.	705/3
2011/0040539	A1	2/2011	Szymczyk et al.	703/6
2011/0106662	A1	5/2011	Stinchcomb	705/26.43
2011/0187743	A1	8/2011	Hwang et al.	345/633
2014/0085330	A1	3/2014	Sugita et al.	
2014/0104316	A1	4/2014	Sharma et al.	
2014/0225978	A1	8/2014	Saban et al.	
2015/0206349	A1	7/2015	Rosenthal et al.	

OTHER PUBLICATIONS

Zhang et al., "An Intelligent Fitting Room Using Multi-Camera Perception", *ACM*, Jan. 2008, pp. 60-69.

CPENNEY, "Virtual Dressing Room", *Seventeen Magazine*, Jan. 1, 2005, 3 pages.

BBC News, "Virtual Dummy to Try on Clothes", Jan. 27, 2004, 2 pages.

"New Interactive Video/Augmented Reality Apps Unveiled for Clothes Shopping, Wimbledon", submitted by tracyswedlow, Jun. 24, 2009, 3 pages.

Wacker, Markus, et al., "Simulation and Visualisation of Virtual Textiles for Virtual Try-On", *WSI/GRIS, R/TA*, vol. 9, No. 1, 2005, pp. 37-47.

Chittaro, Luca, et al., "3D Virtual Clothing: from Garment Design to Web3D Visualization and Simulation", *Web 3D '03 Proceedings of the 8th International Conference on 3D Web Technology*, 2003, 12 pages.

Kjaerside et al., "ARDressCode: Augmented Dressing Room with Tag-based Motion Tracking and Real-Time Clothes Simulation", *Central European Multimedia and Virtual Reality Conference*, 2005, 6 pages.

Eisert et al., "3-D Tracking of Shoes for Virtual Mirror Applications", 2008, 6 pages.

Begole et al., "Designed to Fit: Challenges of Interaction Design for Clothes Fitting Room Technologies", *Human-Computer Interaction, Part IV*, HCII 2009, LNCS 5613, 2009, pp. 448-457.

Kawahara et al., "Virtual Fitting Room with Spoken Dialogue Interaction", *ISCA Archive*, 2004, 4 pages.

Zhang et al., "Real-Time Clothes Comparison Based on Multi-View Vision", Sep. 2008.

Divivier et al., "Virtual Try-On: Topics in Realistic, Individualized Dressing in Virtual Reality", Feb. 2004, 17 pages.

Thalmann et al., "An Overview of Virtual Humans", Jul. 2004, 25 pages.

Lyons et al., "Multimodal Interactive Advertising", 1998.

* cited by examiner

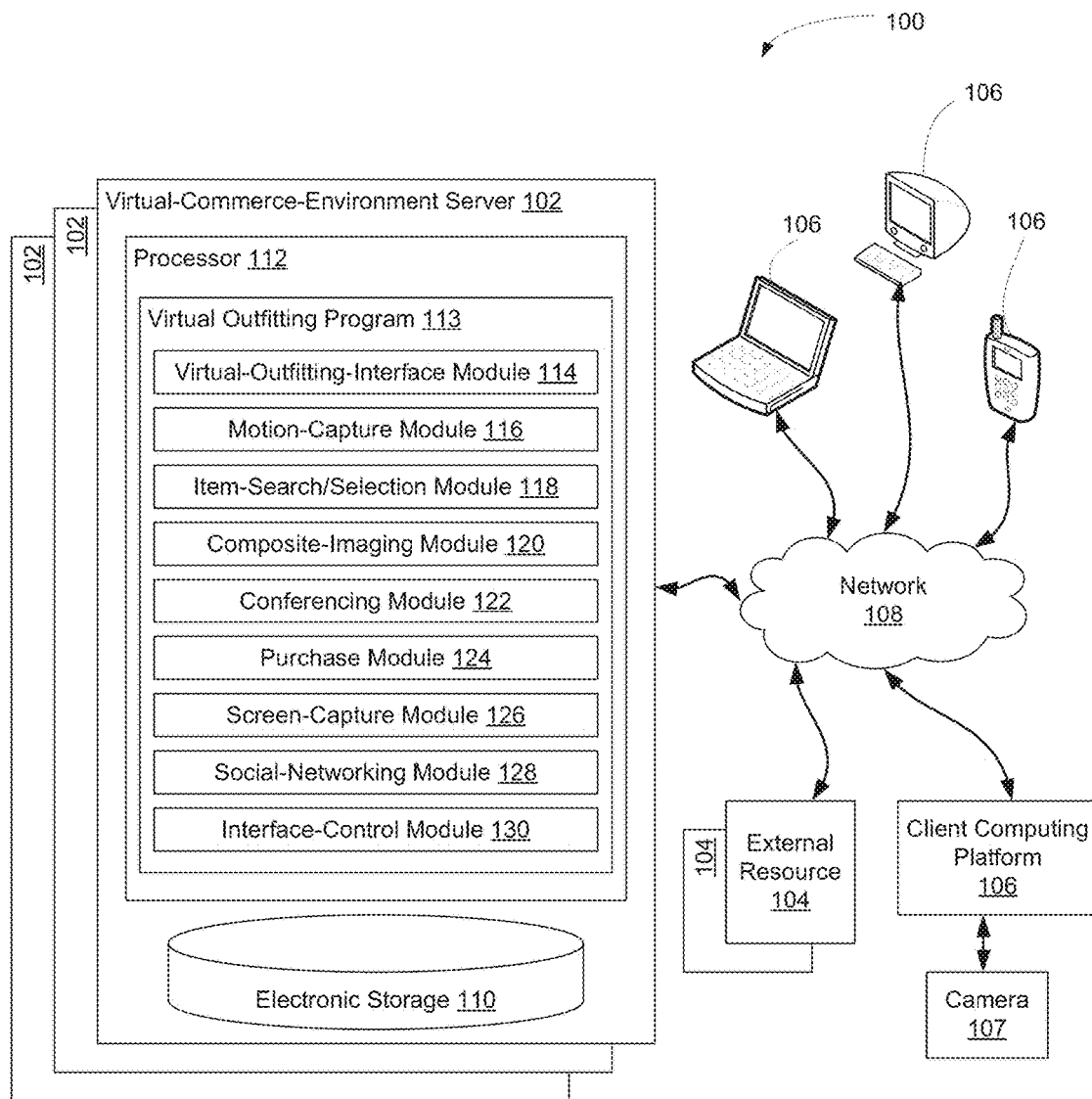


FIG. 1

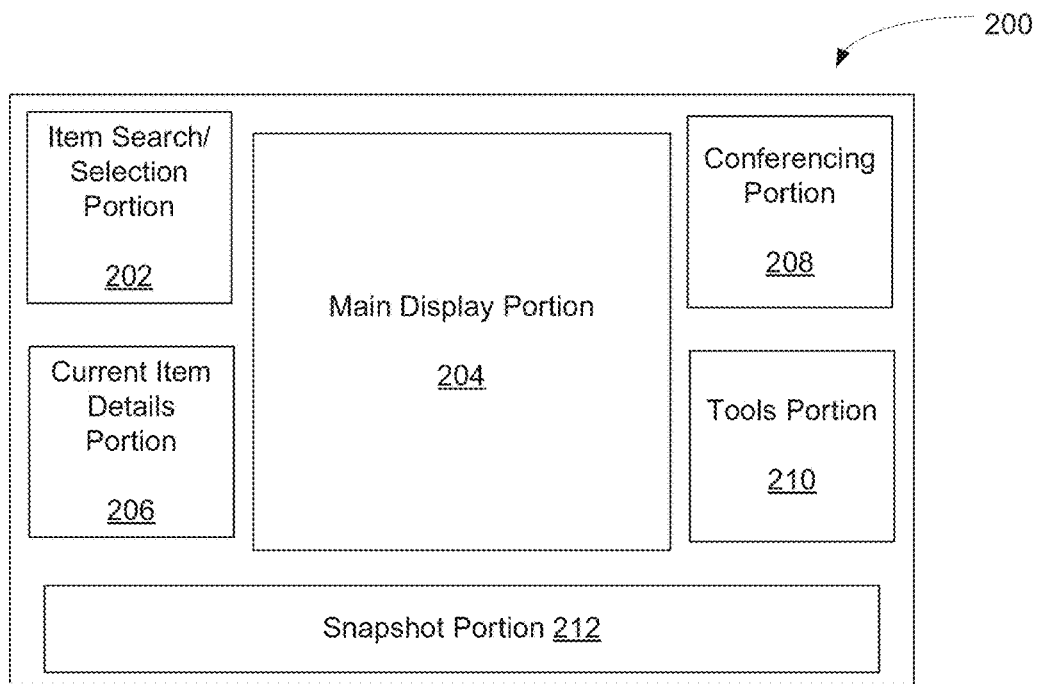


FIG. 2

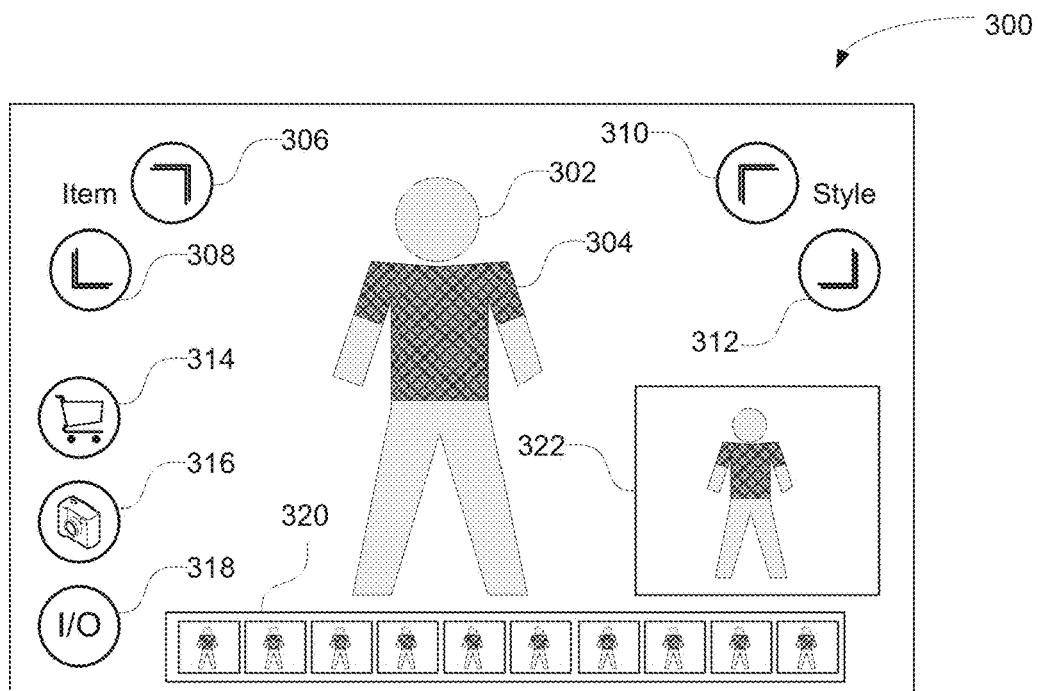


FIG. 3

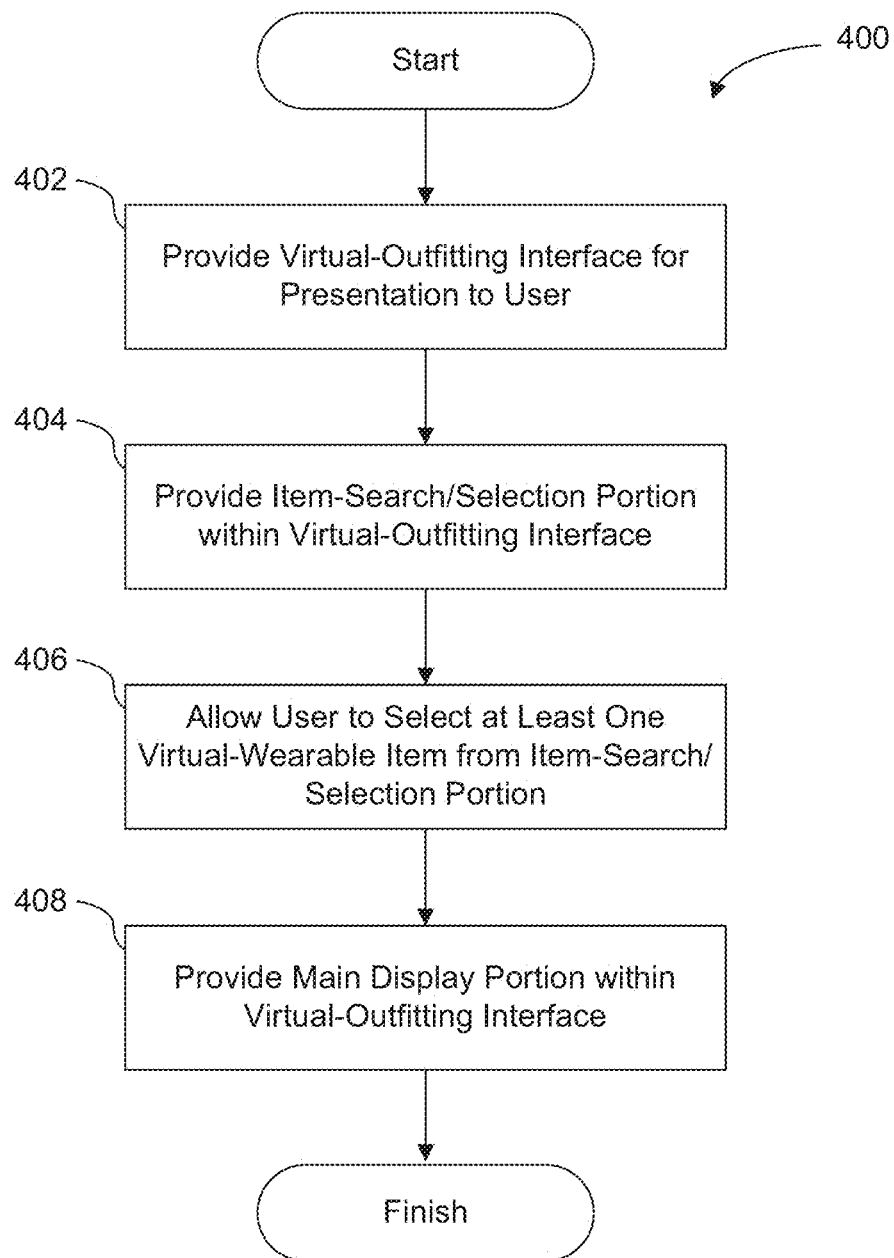


FIG. 4

1

PROVIDING A SIMULATION OF WEARING ITEMS SUCH AS GARMENTS AND/OR ACCESSORIES

CROSS REFERENCE TO RELATED APPLICATIONS

The present application is a continuation of U.S. patent application Ser. No. 13/592,159 filed Aug. 22, 2012, now U.S. Patent No. 9,183,581, which is a continuation of U.S. patent application Ser. No. 12/822,168 filed Jun. 23, 2010, now U.S. Pat. No. 8,275,590, which claims the priority benefit of U.S. Provisional Patent Application Ser. No. 61/233,364 filed Aug. 12, 2009 and U.S. Provisional Patent Application Ser. No. 61/233,377 filed Aug. 12, 2009, the disclosures of which are incorporated by reference herein their entireties.

FIELD OF THE INVENTION

The invention relates to allowing a user to simulate wearing wearable items by providing a composite video feed that incorporates a live video feed of the user and at least one virtual-wearable item, which represents at least one real-wearable item, such that the user appears to be wearing the at least one real-wearable item in the composite video feed.

BACKGROUND OF THE INVENTION

Typically, in e-commerce environments (e.g., an online storefront), potential customers are presented images of goods offered for sale. In the case of wearable goods, such as clothing and accessories, a potential customer must speculate as to whether they will like a given wearable good once they try it on. In order to try on a wearable good offered for sale in a conventional e-commerce environment, however, a customer must first purchase the good and wait for its delivery. This barrier to affirming a desire to purchase a good may prevent the majority of potential customers who visit a given e-commerce environment from actually making purchase.

SUMMARY

One aspect of the invention relates to a system configured to provide a simulation of wearing real-wearable items, according to one or more implementations of the invention. According to exemplary implementations, the user may be presented one or more virtual-wearable items, such as via a user interface. The virtual-wearable items may include virtual garments (e.g., a virtual shirt, a virtual hat, virtual pants, and/or other virtual garments), virtual accessories (e.g., virtual jewelry, virtual hats, and/or other virtual accessories), and/or other virtual-wearable items. The virtual-wearable items may represent real-wearable items. The user may select at least one of the virtual-wearable item to virtually “try on” at least one corresponding real-wearable item. A composite image may be presented to the user in real time or near-real time, which may incorporate a live video feed of the user and one or more selected virtual-wearable items such that the user appears to be wearing real-wearable items corresponding to the selected virtual-wearable item(s) in the composite video feed.

In some implementations, the user may be presented a virtual-outfitting interface. The virtual-outfitting interface may include several portions, one of which may include the composite video feed. Various inputs such as motions of the

2

user may be tracked such that the user may interact with one or more of the portions of the virtual-outfitting interface. For example, the user may change the virtual-wearable item displayed, purchase a real-wearable item associated with a displayed virtual-wearable item, obtain a snapshot or video clip of the user virtually wearing a real-wearable item, share snapshots or video clips such as via social-networking services, view and interact with friends that are also virtually trying on real-wearable items, and/or perform other actions in conjunction with the system.

In some implementations, the system may include one or more virtual-commerce-environment servers and/or other components. The system may operate in communication and/or coordination with one or more external resources. Users may interface with the system and/or the external resources via client computing platforms. Components of the system, the virtual-commerce-environment servers, the external resources, and/or the client computing platforms may be operatively linked via one or more electronic communication links. For example, such electronic communication links may be established, at least in part, via a network, which may include the Internet and/or other networks.

A given client computing platform may include one or more processors configured to execute computer program modules. The computer program modules may be configured to enable one or more users associated with the given client computing platform to interface with the system and/or the external resources, and/or provide other functionality attributed herein to client computing platforms. A given client computing platform may also be communicatively coupled with an imaging device, or have such an imaging device integrated therewith. Examples of imaging devices are an analog camera, a digital camera, a 2D camera, a stereo camera, a 3D camera, and/or other imaging devices. An imaging device may be configured to capture still images and/or a live video feed of a user of a given client computing platform. Imaging devices associated with individual ones of the client computing platforms may be configured to provide information (e.g., a video feed, one or more images, and/or other information) to one or more modules associated with the virtual-commerce-environment servers.

Individual ones of the client computing platforms may include user interfaces. A user interface included in a given client computing platform may be configured to provide an interface between the virtual-commerce-environment servers and a user of the given client computing platform through which the user may provide information to and/or receive information from the virtual-commerce-environment servers. This enables data, results, and/or instructions and any other communicable items, collectively referred to as “information,” to be communicated between the user and virtual-commerce-environment servers.

The external resources may include sources of information, hosts and/or providers of virtual commerce environments outside of the system, external entities participating with the system, and/or other resources. In some implementations, some or all of the functionality attributed herein to the external resources may be provided by resources included in the system.

The virtual-commerce-environment servers may comprise electronic storage, one or more processors, and/or other components. The electronic storage may comprise electronic storage media that electronically stores information. The processor(s) may be configured to provide information processing capabilities in the virtual environments servers.

3

The processor may be configured to execute a virtual outfitting program. The virtual outfitting program may include one or more computer program modules and/or instructions that may be executed to provide a simulation of wearing real-wearable items. The one or more computer program modules may include one or more of a virtual-outfitting-interface module, a motion-capture module, an item-search/selection module, a composite-imaging module, a conferencing module, a purchase module, a screen-capture module, a social-networking module, an interface-control module, and/or other modules.

The virtual-outfitting-interface module may be configured to provide, for presentation to one or more users, a virtual-outfitting interface. The virtual-outfitting interface may be presented to a user via a user interface of a given client computing platform. The virtual-outfitting interface may include an item-search/selection portion, a main display portion, a current item details portion, a conferencing portion, a tools portion, a snapshot portion, and/or other portions.

A user may interact with one or more portions of the virtual-outfitting interface. In some implementations, the user may interact with one or more portions via a user interface associated with a given client computing platform. The user may interact with one or more portions by voice command, according to some implementations. The user may interact with one or more portions, in accordance with some implementations, using motions and/or gestural commands.

The motion-capture module may be configured to track motion of the user. Motion of the user tracked by the motion-capture module may allow the user to interact with one or more portions of the virtual-outfitting interface. Such interactions may include gestural commands and/or other commands associated with motions of the user. The motion-capture module may utilize images and/or video of the user obtained by an imaging device associated with one of the client computing platforms in order to track motion of the user. Exemplary implementations of motion tracking and utilization thereof are described further in connection with one or more portions of the virtual-outfitting interface.

The item-search/selection module may be configured to provide the item-search/selection portion of the virtual-outfitting interface. The item-search/selection portion may present one or more virtual-wearable items to a user. As mentioned above, virtual-wearable items may include one or more of a virtual garment, a virtual accessory, and/or other virtual-wearable items. In some implementations, a given virtual-wearable item may represent a real-wearable item. In some implementations, the item-search/selection portion may display an image or other representation (e.g., a textual representation) of a virtual-wearable item. The user may manipulate the item-search/selection portion using an interface included in a given client computing platform and/or other techniques described herein, such as gestures and/or voice commands.

According to some implementations, the item-search/selection module may be configured to allow a user to search available virtual-wearable items. Available items may be presented in the item-search/selection portion, and may be searched according to type, size, style, brand, vendor, price, availability, and/or other attributes associated with real-wearable items. In some implementations, some or all searching capabilities may be provided by a third-party service (e.g., Amazon.com™, Google™, and/or other third parties). The item-search/selection module may be config-

4

ured to provide suggestions of one or more real-wearable items based on one or more search criteria inputted by the user.

In some implementations, the item-search/selection module may be configured to allow a user to select one or more virtual-wearable items presented in the item-search/selection portion. Selected virtual-wearable items may be “tried-on” virtually by the user, as described further herein. In some implementations, one or more virtual-wearable items presented in the item-search/selection portion may be pre-selected by one or more users, such as via an online storefront.

The item-search/selection module may be configured to manage a queue of selected virtual-wearable items, in some implementations. Some or all of the queue of selected virtual-wearable items may be presented in the item-search/selection portion. The user may add, subtract, reorder, scroll through, browse, and/or otherwise manage selected virtual-wearable items included in such a queue. Some implementations may include a default queue that includes a predetermined set of virtual-wearable items. The user may select one or more virtual-wearable items from the queue in order to virtually “try on” real-wearable items corresponding to selected virtual-wearable items.

The composite-imaging module may be configured to provide the main display portion of the virtual-outfitting interface. The main display portion may include one or more images and/or video of the user virtually trying on one or more real-wearable items that correspond to one or more selected virtual-wearable items. In such images and/or video, the one or more selected virtual-wearable items may be visually overlaid on the user in a position in which the user would normally wear corresponding real-wearable items. The position of the virtual-wearable item in the main display portion may be determined manually by the user (e.g., drag and drop) using a user interface of a given client computing platform, and/or may be determined wholly or partially by the motion-capture module, as described further herein. In some implementations, the main display portion may include a composite video feed that incorporates a video feed of the user and one or more virtual-wearable items selected by the user via the item-search/selection module. The video feed of the user may be obtained by an imaging device associated with one of the client computing platforms. Presentation of the composite video feed may be in real time or near-real time.

The motion-capture module may be configured to position and/or size a virtual-wearable item relative to the user's body in an image and/or video in the main display portion. Some implementations may utilize augmented reality technology to position a virtual-wearable item relative to the user's body. The motion-capture module may utilize an augmented-reality marker in order to position a virtual-wearable item. An augmented-reality marker may include a predefined pattern printed on a sheet of paper, an arbitrary image or pattern (e.g., a magazine advertisement), and/or other image or pattern. An augmented-reality marker may allow the user to position and/or size a selected virtual-wearable item within the main display portion. For example, in one implementation, the position of an augmented-reality marker in the main display portion may correspond to the position of a virtual-wearable item in the main display portion. As such, the user may hold an augmented-reality marker in front of themselves while viewing the main display portion to position a virtual-wearable item so that it appears that the user is wearing the virtual-wearable item.

5

Some implementations may not require an augmented-reality marker to position and/or size a virtual-wearable item in the main display portion. For example, the motion-capture module may be configured to recognize position and/or orientation of one more body parts of the user in the main display portion in order to determine a position, size, and/or orientation for a given virtual-wearable item in the main display portion. Once the one or more body parts are recognized, the composite-imaging module may position a virtual-wearable item at a predetermined offset and/or orientation relative to the recognized one or more body parts.

The motion-capture module may track motion, position, and/or orientation of the user to overlay a virtual-wearable item on the user in the main display portion such that the virtual-wearable item appears to be worn by the user while the user moves about and/or rotates in the main display portion. Based on tracked motion, position and/or orientation of the user in the main display portion, a virtual-wearable item may move within the main display portion in order to track movements of the user. Characteristics associated with a virtual-wearable item (e.g., type of fabric, texture of fabric, and/or other characteristics) may be utilized in rendering the virtual-wearable item in the main display portion in order to enhance the realness of the appearance of the virtual-wearable item.

In some implementations, the motion-capture module may be configured to allow the user may interact with one or more portions of the virtual-outfitting interface by moving a body part (e.g., a finger, hand, and/or other body part) such that the body part, as depicted in the main display portion, lies within one or more portions. By way of non-limiting example, the user may move a hand such that it lies within the item-search/selection portion in order to select a virtual-wearable item, to effectuate a displayed virtual-wearable item included in the main display portion being replaced by a different selected virtual-wearable item such that the user appears to be wearing the different selected virtual-wearable item in the main display portion, to cycle through virtual-wearable items included in a queue of several virtual-wearable items, and/or to perform other functions associated with the item-search/selection portion.

The item-search/selection module may be configured to provide the current item details portion of the virtual-outfitting interface. The current item details portion may include one or more details of the real-wearable item that a user is currently trying on virtually using the system. Exemplary details that may be presented by the current item details portion include type, size, style, brand, vendor, price, availability, and/or other details associated with real-wearable items.

The conferencing module may be configured to provide the conferencing portion of the virtual-outfitting interface. The conferencing portion may display one or more other users of the system or similar system. The one or more other users displayed by the conferencing portion may be virtually trying on real-wearable items. A user of the virtual-outfitting interface may interact, such as by voice or text, with other users via the conferencing portion. This may give an enhanced sense of shopping with other users in disparate locations.

The tools portion of the virtual-outfitting interface may display one or more icons or other links to access tools provided by one or more of modules of the processor. Such tools may allow a user to perform one or more functions or manipulations within virtual-outfitting interface. The one or more tools may include a purchase tool, a screen-capture

6

tool, a social-networking tool, a virtual-outfitting-interface-control tool, and/or other tools.

The purchase module may be configured provide the purchase tool included in the tools portion. The purchase tool may allow the user to indicate one or more virtual-wearable items to effectuate a purchase of one or more real-wearable items corresponding to the indicated one or more virtual-wearable items. The user may indicate one or more virtual-wearable items for purchase in conjunction with the motion-tracking module and/or a user interface associated with one of the client computing platforms. In some implementations, effectuating a purchase of a real-wearable item may include adding that item in a shopping cart associated with a virtual-commerce environment for future purchase.

The screen-capture module may be configured to provide the screen-capture tool included in the tools portion of the virtual-outfitting interface. The screen-capture tool may allow a user to obtain a snapshot of at least a region of the virtual-outfitting interface. Such a region may include some or all of the main display portion and/or some or all of other portions of the virtual-outfitting interface. A snapshot may include a still image and/or video clip of the user appearing to wear a real-wearable item that corresponds to a selected virtual-wearable items. The snapshot may be stored in the electronic storage, in one or more of the client computing platforms, and/or at another location. The motion-capture module may be configured to allow the user to interact with the screen-capture tool to effectuate a snapshot being obtained.

The snapshot portion may be provided by the screen-capture module in the tools portion of the virtual-outfitting interface. The snapshot portion may be used to view and/or otherwise manage one or more snapshots of the user virtually trying on a real-wearable item. The snapshot portion may display a representation of some or all of the snapshots. A snapshot may be represented, within the snapshot portion, by a thumbnail of the snapshot, a cropped version of the snapshot, and/or other representation of the snapshot. The motion-capture module may be configured to allow the user to interact with the snapshot portion in order to view and/or otherwise manage one or more snapshots represented in the snapshot portion.

The social-networking module may be configured to provide the social-networking tool in the tools portion of the virtual-outfitting interface. The social-networking tool may allow the user to interface with one or more social-networking services (e.g., Facebook™, MySpace™, Twitter™, Twitpic™, Flickr™, and/or other social-networking services) with which the user is associated. The social-networking tool may interface with a social-networking service in order to share a snapshot with one or more contacts of the user. The motion-capture module may be configured to allow the user to interact with the social-networking tool to effectuate functionalities attributed thereto.

The interface-control module may be configured to provide the virtual-outfitting-interface-control tool in the tools portion of the virtual-outfitting interface. The virtual-outfitting-interface-control tool may allow the user to control one or more aspects associated with the virtual-outfitting interface. For example, the virtual-outfitting-interface-control tool may allow the user to control which portions are included in the virtual-outfitting interface, positions and/or sizes of one or more portions in the virtual-outfitting interface, toggling the virtual-outfitting interface on or off, and/or other aspects associated with the virtual-outfitting interface.

Another aspect of the invention relates to a method for allowing a user to simulate wearing real-wearable items, according to one or more implementations of the invention. In some implementations, the method may be implemented in one or more processing devices (e.g., a digital processor, an analog processor, a digital circuit designed to process information, an analog circuit designed to process information, a state machine, and/or other mechanisms for electronically processing information).

At one operation, a virtual-outfitting interface is provided for presentation to a user. The virtual-outfitting-interface module may be executed to perform this operation in some implementations.

At another operation, an item-search/selection portion is provided within the virtual-outfitting interface. The item-search/selection portion may depict one or more virtual-wearable items corresponding to one or more real-wearable items. The item-search/selection module may be executed to perform this operation in some implementations.

At yet another operation, the user is allowed to select at least one virtual-wearable item from the item-search/selection portion. The item-search/selection module may be executed to perform this operation in some implementations.

At still another operation, a main display portion within the virtual-outfitting interface is provided. The main display portion may include a composite video feed that incorporates a video feed of the user and the selected at least one virtual-wearable item such that the user appears to be wearing the selected at least one virtual-wearable item in the main display portion. The composite-imaging module may be executed to perform this operation in some implementations.

These and other objects, features, and characteristics of the present invention, as well as the methods of operation and functions of the related elements of structure and the combination of parts and economies of manufacture, will become more apparent upon consideration of the following description and the appended claims with reference to the accompanying drawings, all of which form a part of this specification, wherein like reference numerals designate corresponding parts in the various figures. It is to be expressly understood, however, that the drawings are for the purpose of illustration and description only and are not intended as a definition of the limits of the invention. As used in the specification and in the claims, the singular form of “a”, “an”, and “the” include plural referents unless the context clearly dictates otherwise.

BRIEF DESCRIPTION OF THE DRAWINGS

FIG. 1 illustrates a system configured provide a simulation of wearing real-wearable items, according to one or more implementations of the invention.

FIG. 2 illustrates a virtual-outfitting interface, according to one or more implementations of the invention.

FIG. 3 illustrates an exemplary virtual-outfitting interface, according to one or more implementations of the invention.

FIG. 4 illustrates a method for allowing a user to simulate wearing real-wearable items, according to one or more implementations of the invention.

DETAILED DESCRIPTION

FIG. 1 illustrates a system **100** configured to provide a simulation of wearing real-wearable items, according to one or more implementations of the invention. According to exemplary implementations, the user may be presented one

or more virtual-wearable items, such as via a user interface. The virtual-wearable items may include virtual garments (e.g., a virtual shirt, a virtual hat, virtual pants, and/or other virtual garments), virtual accessories (e.g., virtual jewelry, virtual hats, and/or other virtual accessories), and/or other virtual-wearable items. The virtual-wearable items may represent real-wearable items. The user may select at least one of the virtual-wearable item to virtually “try on” at least one corresponding real-wearable item. A composite image may be presented to the user in real time or near-real time, which may incorporate a live video feed of the user and one or more selected virtual-wearable items such that the user appears to be wearing real-wearable items corresponding to the selected virtual-wearable item(s) in the composite video feed.

In some implementations, the user may be presented a virtual-outfitting interface. The virtual-outfitting interface may include several portions, one of which may include the composite video feed. Various inputs such as motions of the user may be tracked such that the user may interact with one or more of the portions of the virtual-outfitting interface. For example, the user may change the virtual-wearable item displayed, purchase a real-wearable item associated with a displayed virtual-wearable item, obtain a snapshot or video clip of the user virtually wearing a real-wearable item, share snapshots or video clips such as via social-networking services, view and interact with friends that are also virtually trying on real-wearable items, and/or perform other actions in conjunction with the system **100**.

In some implementations, the system **100** may include one or more virtual-commerce-environment servers **102** and/or other components. The system **100** may operate in communication and/or coordination with one or more external resources **104**. Users may interface with the system **100** and/or the external resources **104** via client computing platforms **106**. Components of the system **100**, the virtual-commerce-environment servers **102**, the external resources **104**, and/or the client computing platforms **106** may be operatively linked via one or more electronic communication links. For example, such electronic communication links may be established, at least in part, via a network **108**, which may include the Internet and/or other networks. It will be appreciated that this is not intended to be limiting, and that the scope of this disclosure includes implementations in which the virtual-commerce-environment servers **102**, the external resources **104**, and/or the client computing platforms **106** are operatively linked via some other communication media.

A given client computing platform **106** may include one or more processors configured to execute computer program modules. The computer program modules may be configured to enable one or more users associated with the given client computing platform **106** to interface with the system **100** and/or the external resources **104**, and/or provide other functionality attributed herein to client computing platforms **106**. A given client computing platform **106** may also be communicatively coupled with an imaging device (e.g., camera **107**) or have such an imaging device integrated therewith. Examples of imaging devices that may be included as the camera **107** may include an analog camera, a digital camera, a 2D camera, a stereo camera, a 3D camera, and/or other imaging devices. An imaging device may be configured to capture still images and/or a live video feed of a user of a given client computing platform **106**. Imaging devices associated with individual ones of the client computing platforms **106** may be configured to provide information (e.g., a video feed, one or more images, and/or other

information) to one or more modules associated with the virtual-commerce-environment servers **102**. By way of non-limiting example, the given client computing platform **106** may include one or more of a desktop computer, a laptop computer, a handheld computer, a NetBook, a Smartphone, and/or other computing platforms.

Individual ones of the client computing platforms **106** may include user interfaces. A user interface included in a given client computing platform **106** may be configured to provide an interface between the virtual-commerce-environment servers **102** and a user of the given client computing platform **106** through which the user may provide information to and/or receive information from the virtual-commerce-environment servers **102**. This enables data, results, and/or instructions and any other communicable items, collectively referred to as "information," to be communicated between the user and virtual-commerce-environment servers **102**. Exemplary information provided to and/or received from the virtual-commerce-environment servers **102** via a user interface of one of the client computing platforms **106** may include one or more of selection of one or more virtual-wearable items, interactions with media provided by the virtual-commerce-environment servers **102**, and/or other information. Examples of interface devices suitable for inclusion in a user interface of one of the client computing platforms **106** include one or more of a keypad, buttons, switches, a keyboard, knobs, levers, a display screen, a touch screen, speakers, a microphone, an indicator light, an audible alarm, and/or a printer. It is to be understood that other communication techniques, either hard-wired or wireless, are also contemplated by the present invention as a user interface of individual ones of the client computing platforms **106**. As such, any technique for communicating information with the virtual-commerce-environment servers **102** is contemplated by the present invention as a user interface a given client computing platform **106**.

The external resources **104** may include sources of information, hosts and/or providers of virtual commerce environments outside of the system **100**, external entities participating with the system **100**, and/or other resources. In some implementations, some or all of the functionality attributed herein to the external resources **104** may be provided by resources included in the system **100**.

The virtual-commerce-environment servers **102** may comprise electronic storage **110**, one or more processors **112**, and/or other components. The virtual-commerce-environment servers **102** may include communication lines, or ports to enable the exchange of information with a network and/or other computing platforms. Although system **100** may be described in certain sections herein as including virtual-commerce-environment servers **102**, this is not intended to be limiting. The virtual-commerce-environment servers **102** may be separate and distinct from the system **100**, and may be provided by an entity that is separate from, for example, one or more components of the system **100**.

The electronic storage **110** may comprise electronic storage media that electronically stores information. The electronic storage media of the electronic storage **110** may include one or both of system storage that is provided integrally (i.e., substantially non-removable) with the virtual-commerce-environment servers **102** and/or removable storage that is removably connectable to the virtual-commerce-environment servers **102** via, for example, a port (e.g., a USB port, a firewire port, etc.) or a drive (e.g., a disk drive, etc.). The electronic storage **110** may include one or more of optically readable storage media (e.g., optical disks, etc.), magnetically readable storage media (e.g., magnetic

tape, magnetic hard drive, floppy drive, etc.), electrical charge-based storage media (e.g., EEPROM, RAM, etc.), solid-state storage media (e.g., flash drive, etc.), and/or other electronically readable storage media. The electronic storage **110** may store software algorithms, information determined by processors **112**, information received from client computing platforms **106**, information received from the external resources **104**, and/or other information that enables the virtual-commerce-environment servers **102** to function as described herein.

The processor(s) **112** may be configured to provide information processing capabilities in the virtual environments servers **102**. As such, the processor **112** may include one or more of a digital processor, an analog processor, a digital circuit designed to process information, an analog circuit designed to process information, a state machine, and/or other mechanisms for electronically processing information. Although the processor **112** is shown in FIG. **1** as a single entity, this is for illustrative purposes only. In some implementations, processor **112** may include a plurality of processing units. These processing units may be physically located within the same device, or the processor **112** may represent processing functionality of a plurality of devices operating in coordination.

As is shown in FIG. **1**, the processor **112** may be configured to execute a virtual outfitting program **113**. The virtual outfitting program **113** may include one or more computer program modules and/or instructions that may be executed to provide a simulation of wearing real-wearable items. The one or more computer program modules may include one or more of a virtual-outfitting-interface module **114**, a motion-capture module **116**, an item-search/selection module **118**, a composite-imaging module **120**, a conferencing module **122**, a purchase module **124**, a screen-capture module **126**, a social-networking module **128**, an interface-control module **130**, and/or other modules. The processor **112** may be configured to execute modules **114**, **116**, **118**, **120**, **122**, **124**, **126**, **128**, and/or **130** by software; hardware; firmware; some combination of software, hardware, and/or firmware; and/or other mechanisms for configuring processing capabilities on the processor **112**.

It should be appreciated that although modules **114**, **116**, **118**, **120**, **122**, **124**, **126**, **128**, and **130** are illustrated in FIG. **1** as being co-located within a single processing unit, in implementations in which the processor **112** includes multiple processing units, one or more of modules **114**, **116**, **118**, **120**, **122**, **124**, **126**, **128**, and/or **130** may be located remotely from the other modules. The description of the functionality provided by the different modules **114**, **116**, **118**, **120**, **122**, **124**, **126**, **128**, and/or **130** described below is for illustrative purposes, and is not intended to be limiting, as any of modules **114**, **116**, **118**, **120**, **122**, **124**, **126**, **128**, and/or **130** may provide more or less functionality than is described. For example, one or more of modules **114**, **116**, **118**, **120**, **122**, **124**, **126**, **128**, and/or **130** may be eliminated, and some or all of its functionality may be provided by other ones of modules **114**, **116**, **118**, **120**, **122**, **124**, **126**, **128**, and/or **130**. As another example, processor **112** may be configured to execute one or more additional modules that may perform some or all of the functionality attributed below to one of modules **114**, **116**, **118**, **120**, **122**, **124**, **126**, **128**, and/or **130**.

The virtual-outfitting-interface module **114** may be configured to provide, for presentation to one or more users, a virtual-outfitting interface. The virtual-outfitting interface may be presented to a user via a user interface of a given client computing platform **106**. An exemplary virtual-outfitting interface **200**, in accordance with one or more imple-

11

mentations, is illustrated in FIG. 2. As depicted in FIG. 2, the virtual-outfitting interface 200 includes an item-search/selection portion 202, a main display portion 204, a current item details portion 206, a conferencing portion 208, a tools portion 210, a snapshot portion 212, and/or other portions. Although the virtual-outfitting interface 200 is depicted as including portions 202-212, this is not intended to be limiting as one or more portions may be omitted, one or more portions may be added, and/or one or more portions may be combined into a single portion. Furthermore, functionalities attributed to a single portion may be implemented at more than one position within the virtual-outfitting interface 200. It is also appreciated that one or more of the portions may overlap one or more other portions. In some embodiments, the size and/or position attributed to a given portion within the virtual-outfitting interface 200 may be dynamic.

A user may interact with one or more portions 202-212 of the virtual-outfitting interface 200. In some implementations, the user may interact with one or more portions 202-212 via a user interface associated with a given client computing platform 106. For example, a user may use a mouse to click within a given portion to perform one or more functions described herein. The user may interact with one or more portions 202-212 by voice command, according to some implementations. The user may interact with one or more portions 202-212, in accordance with some implementations, using motions and/or gestural commands.

The motion-capture module 116 may be configured to track motion of the user. Motion of the user tracked by the motion-capture module 116 may allow the user to interact with one or more portions 202-212 of the virtual-outfitting interface 200. Such interactions may include gestural commands and/or other commands associated with motions of the user. The motion-capture module 116 may utilize images and/or video of the user obtained by an imaging device associated with one of the client computing platforms 106 in order to track motion of the user. Exemplary implementations of motion tracking and utilization thereof are described further in connection with one or more portions 202-212.

The item-search/selection module 118 may be configured to provide the item-search/selection portion 202 of the virtual-outfitting interface 200. The item-search/selection portion 202 may present one or more virtual-wearable items to a user. As mentioned above, virtual-wearable items may include one or more of a virtual garment, a virtual accessory, and/or other virtual-wearable items. In some implementations, a given virtual-wearable item may represent a real-wearable item. By way of non-limiting example, a virtual-wearable item may pictorially depict, and thus represent, a Nike® tee shirt or other tangible items that may be worn by the user. In some implementations, the item-search/selection portion 202 may display an image or other representation (e.g., a textual representation) of a virtual-wearable item. The user may manipulate the item-search/selection portion 202 using an interface included in a given client computing platform 106 and/or other techniques described herein, such as gestures and/or voice commands.

According to some implementations, the item-search/selection module 118 may be configured to allow a user to search available virtual-wearable items. Available items may be presented in the item-search/selection portion 202, and may be searched according to type, size, style, brand, vendor, price, availability, and/or other attributes associated with real-wearable items. In some implementations, some or all searching capabilities may be provided by a third-party service (e.g., Amazon.com™, Google™, and/or other third parties). The item-search/selection module 118 may be con-

12

figured to provide suggestions of one or more real-wearable items based on one or more search criteria inputted by the user.

In some implementations, the item-search/selection module 118 may be configured to allow a user to select one or more virtual-wearable items presented in the item-search/selection portion 202. Selected virtual-wearable items may be “tried-on” virtually by the user, as described further herein. In some implementations, one or more virtual-wearable items presented in the item-search/selection portion 202 may be pre-selected by one or more users, such as via an online storefront.

The item-search/selection module 118 may be configured to manage a queue of selected virtual-wearable items, in some implementations. Some or all of the queue of selected virtual-wearable items may be presented in the item-search/selection portion 202. The user may add, subtract, reorder, scroll through, browse, and/or otherwise manage selected virtual-wearable items included in such a queue. Some implementations may include a default queue that includes a predetermined set of virtual-wearable items. The user may select one or more virtual-wearable items from the queue in order to virtually “try on” real-wearable items corresponding to selected virtual-wearable items.

The composite-imaging module 120 may be configured to provide the main display portion 204 of the virtual-outfitting interface 200. The main display portion 204 may include one or more images and/or video of the user virtually trying on one or more real-wearable items that correspond to one or more selected virtual-wearable items. In such images and/or video, the one or more selected virtual-wearable items may be visually overlaid on the user in a position in which the user would normally wear corresponding real-wearable items. The position of the virtual-wearable item in the main display portion 204 may be determined manually by the user (e.g., drag and drop) using a user interface of a given client computing platform 106, and/or may be determined wholly or partially by the motion-capture module 116, as described further herein. In some implementations, the main display portion 204 may include a composite video feed that incorporates a video feed of the user and one or more virtual-wearable items selected by the user via the item-search/selection module 118. The video feed of the user may be obtained by an imaging device associated with one of the client computing platforms 106. Presentation of the composite video feed may be in real time or near-real time.

The motion-capture module 116 may be configured to position and/or size a virtual-wearable item relative to the user's body in an image and/or video in the main display portion 204. Some implementations may utilize augmented reality technology to position a virtual-wearable item relative to the user's body. The motion-capture module 116 may utilize an augmented-reality marker in order to position a virtual-wearable item. An augmented-reality marker may include a predefined pattern printed on a sheet of paper, an arbitrary image or pattern (e.g., a magazine advertisement), and/or other image or pattern. An augmented-reality marker may allow the user to position and/or size a selected virtual-wearable item within the main display portion 204. For example, in one implementation, the position of an augmented-reality-marker in the main display portion 204 may correspond to the position of a virtual-wearable item in the main display portion 204. As such, the user may hold an augmented-reality marker in front of themselves while viewing the main display portion 204 to position a virtual-wearable item so that it appears that the user is wearing the virtual-wearable item.

13

Some implementations may not require an augmented-reality marker to position and/or size a virtual-wearable item in the main display portion **204**. For example, the motion-capture module **116** may be configured to recognize position and/or orientation of one more body parts of the user in the main display portion **204** in order to determine a position, size, and/or orientation for a given virtual-wearable item in the main display portion **204**. Once the one or more body parts are recognized, the composite-imaging module **120** may position a virtual-wearable item at a predetermined offset and/or orientation relative to the recognized one or more body parts.

The motion-capture module **116** may track motion, position, and/or orientation of the user to overlay a virtual-wearable item on the user in the main display portion **204** such that the virtual-wearable item appears to be worn by the user while the user moves about and/or rotates in the main display portion **204**. Based on tracked motion, position and/or orientation of the user in the main display portion **204**, a virtual-wearable item may move within the main display portion **204** in order to track movements of the user. Characteristics associated with a virtual-wearable item (e.g., type of fabric, texture of fabric, and/or other characteristics) may be utilized in rendering the virtual-wearable item in the main display portion **204** in order to enhance the realness of the appearance of the virtual-wearable item.

In some implementations, the motion-capture module **116** may be configured to allow the user may interact with one or more portions **202-212** of the virtual-outfitting interface **200** by moving a body part (e.g., a finger, hand, and/or other body part) such that the body part, as depicted in the main display portion **204**, lies within one or more portions **202-212**. By way of non-limiting example, the user may move a hand such that it lies within the item-search/selection portion **202** in order to select a virtual-wearable item, to effectuate a displayed virtual-wearable item included in the main display portion **204** being replaced by a different selected virtual-wearable item such that the user appears to be wearing the different selected virtual-wearable item in the main display portion **204**, to cycle through virtual-wearable items included in a queue of several virtual-wearable items, and/or to perform other functions associated with the item-search/selection portion **202**.

The item-search/selection module **118** may be configured to provide the current item details portion **206** of the virtual-outfitting interface **200**. The current item details portion **206** may include one or more details of the real-wearable item that a user is currently trying on virtually using the system **100**. Exemplary details that may be presented by the current item details portion **206** include type, size, style, brand, vendor, price, availability, and/or other details associated with real-wearable items.

The conferencing module **122** may be configured to provide the conferencing portion **208** of the virtual-outfitting interface **200**. The conferencing portion **208** may display one or more other users of the system **100** or similar system. The one or more other users displayed by the conferencing portion **208** may be virtually trying on real-wearable items. A user of the virtual-outfitting interface **200** may interact, such as by voice or text, with other users via the conferencing portion **208**. This may give an enhanced sense of shopping with other users in disparate locations.

The tools portion **210** of the virtual-outfitting interface **200** may display one or more icons or other links to access tools provided by one or more of modules of the processor **112**. Such tools may allow a user to perform one or more functions or manipulations within virtual-outfitting interface

14

200. The one or more tools may include a purchase tool, a screen-capture tool, a social-networking tool, a virtual-outfitting-interface-control tool, and/or other tools.

The purchase module **124** may be configured provide the purchase tool included in the tools portion **210**. The purchase tool may allow the user to indicate one or more virtual-wearable items to effectuate a purchase of one or more real-wearable items corresponding to the indicated one or more virtual-wearable items. The user may indicate one or more virtual-wearable items for purchase in conjunction with the motion-tracking module **122** and/or a user interface associated with one of the client computing platforms **106**. In some implementations, effectuating a purchase of a real-wearable item may include adding that item in a shopping cart associated with a virtual-commerce environment for future purchase.

The screen-capture module **126** may be configured to provide the screen-capture tool included in the tools portion **210** of the virtual-outfitting interface **200**. The screen-capture tool may allow a user to obtain a snapshot of at least a region of the virtual-outfitting interface **200**. Such a region may include some or all of the main display portion **204** and/or some or all of other portions of the virtual-outfitting interface **200**. A snapshot may include a still image and/or video clip of the user appearing to wear a real-wearable item that corresponds to a selected virtual-wearable items. The snapshot may be stored in the electronic storage **110**, in one or more of the client computing platforms **106**, and/or at another location. The motion-capture module **116** may be configured to allow the user to interact with the screen-capture tool to effectuate a snapshot being obtained.

The snapshot portion **212** may be provided by the screen-capture module **126** in the tools portion **210** of the virtual-outfitting interface **200**. The snapshot portion **212** may be used to view and/or otherwise manage one or more snapshots of the user virtually trying on a real-wearable item. The snapshot portion **212** may display a representation of some or all of the snapshots. A snapshot may be represented, within the snapshot portion **212**, by a thumbnail of the snapshot, a cropped version of the snapshot, and/or other representation of the snapshot. The motion-capture module **116** may be configured to allow the user to interact with the snapshot portion **212** in order to view and/or otherwise manage one or more snapshots represented in the snapshot portion **212**.

The social-networking module **128** may be configured to provide the social-networking tool in the tools portion **210** of the virtual-outfitting interface **200**. The social-networking tool may allow the user to interface with one or more social-networking services (e.g., Facebook™, MySpace™, Twitter™, Twitpic™, Flickr™, and/or other social-networking services) with which the user is associated. The social-networking tool may interface with a social-networking service in order to share a snapshot with one or more contacts of the user. By way of non-limiting example, the social-networking tool may interface with Facebook™ by entering the snapshot with an associated comment on the profile page of the user. The comment may include a link (e.g., a uniform resource locator (URL)) to content (e.g., a website) and/or information associated with a real-wearable item depicted in a snapshot. The motion-capture module **116** may be configured to allow the user to interact with the social-networking tool to effectuate functionalities attributed thereto.

The interface-control module **130** may be configured to provide the virtual-outfitting-interface-control tool in the tools portion **210** of the virtual-outfitting interface **200**. The

15

virtual-outfitting-interface-control tool may allow the user to control one or more aspects associated with the virtual-outfitting interface 200. For example, the virtual-outfitting-interface-control tool may allow the user to control which portions 202-212 are included in the virtual-outfitting interface 200, positions and/or sizes of one or more portions 202-212 in the virtual-outfitting interface 200, toggling the virtual-outfitting interface 200 on or off, and/or other aspects associated with the virtual-outfitting interface 200.

FIG. 3 illustrates an exemplary virtual-outfitting interface 300, according to one or more implementations of the invention. The virtual-outfitting interface 300 may include a depiction of a user 302 with a virtual-wearable item 304 overlaid on the user 302 such that the user appears to be trying on real-wearable item that corresponds to the virtual-wearable item 304. The user 302 and the virtual-wearable item 304 may be included in a main display portion of the virtual-outfitting interface 300 similar to the main display portion 204 described in connection with FIG. 2. Various functionalities described in connection with portions 202-212 of the virtual-outfitting interface 200 of FIG. 2 may be represented or linked to by icons. The user 302 may interact with one or more icons by using a user interface associated with one of the client computing platforms 106, by voice command, by performing certain motions as described in connection with the motion-capture module 116, and/or by other interactions.

In the virtual-outfitting interface 300, icons 306, 308, 310, and 312 may provide functionalities attributed to the item-search/selection portion 202 of FIG. 2. More specifically, the icons 306 and 308 may allow the user 302 to select a virtual-wearable item to try on in the virtual-outfitting interface 300. The icons 310 and 312 may allow the user 302 to choose a style of a virtual-wearable item. The icon 314 may correspond to the purchasing tool described in connection with the purchase module 124. The icon 316 may correspond to the screen-capture tool described in connection with the screen-capture module 126. The icon 318 may correspond to the virtual-outfitting-interface-control tool described in connection with the interface-control module 130. The frame 318 may correspond to the snapshot portion 212 of FIG. 2. The frame 322 may correspond to the conferencing portion 208 of FIG. 2.

FIG. 4 illustrates a method 400 for allowing a user to simulate wearing real-wearable items, according to one or more implementations of the invention. The operations of the method 400 presented below are intended to be illustrative. In some implementations, the method 400 may be accomplished with one or more additional operations not described, and/or without one or more of the operations discussed. Additionally, the order in which the operations of the method 400 are illustrated in FIG. 4 and described below is not intended to be limiting.

In some implementations, the method 400 may be implemented in one or more processing devices (e.g., a digital processor, an analog processor, a digital circuit designed to process information, an analog circuit designed to process information, a state machine, and/or other mechanisms for electronically processing information). The one or more processing devices may include one or more devices executing some or all of the operations of the method 400 in response to instructions stored electronically on an electronic storage medium. The one or more processing devices may include one or more devices configured through hardware, firmware, and/or software to be specifically designed for execution of one or more of the operations of the method 400.

16

At an operation 402, a virtual-outfitting interface is provided for presentation to a user. The virtual-outfitting-interface module 114 may be executed to perform the operation 402 in some implementations.

At an operation 404, an item-search/selection portion is provided within the virtual-outfitting interface. The item-search/selection portion may depict one or more virtual-wearable items corresponding to one or more real-wearable items. The item-search/selection module 118 may be executed to perform the operation 404 in some implementations.

At an operation 406, the user is allowed to select at least one virtual-wearable item from the item-search/selection portion. The item-search/selection module 118 may be executed to perform the operation 406 in some implementations.

At an operation 408, a main display portion within the virtual-outfitting interface is provided. The main display portion may include a composite video feed that incorporates a video feed of the user and the selected at least one virtual-wearable item such that the user appears to be wearing the selected at least one virtual-wearable item in the main display portion. The composite-imaging module 120 may be executed to perform the operation 408 in some implementations. Although not depicted in FIG. 4, the method 400 may include operations consistent with the functions described herein of one or more of the modules 114, 116, 118, 120, 122, 124, 126, 128, and/or 130.

Although the invention has been described in detail for the purpose of illustration based on what is currently considered to be the most practical and preferred embodiments, it is to be understood that such detail is solely for that purpose and that the invention is not limited to the disclosed embodiments, but, on the contrary, is intended to cover modifications and equivalent arrangements that are within the spirit and scope of the appended claims. For example, it is to be understood that the present invention contemplates that, to the extent possible, one or more features of any embodiment can be combined with one or more features of any other embodiment.

What is claimed is:

1. A system configured for allowing a user to simulate wearing real-wearable items, the system comprising:

one or more hardware processors configured by machine-readable instructions to:

obtain, from a client computing platform, a live video feed;

recognize a position and/or orientation of one or more body parts of a user within the live video feed, the one or more body parts including a first body part;

provide a virtual-outfitting interface for presentation to the user via the client computing platform, the virtual-outfitting interface including two or more separate portions simultaneously presented in the virtual-outfitting interface, the two or more separate portions including a main display portion and an icon that is overlaid upon the main display portion,

wherein the main display portion includes a composite video feed that incorporates the live video feed of the user and a first virtual-wearable item, and wherein a position, size, and/or orientation of the first virtual-wearable item is determined such that the first virtual-wearable item moves within the main display portion according to the position and/or orientation of the user within the live video feed so that the user appears to be wearing the first virtual-wearable item in real time in the main display portion; and

17

provide a social-networking tool graphically presented in the virtual-outfitting interface, the social-networking tool allowing the user to interface with one or more social-networking services with which the user is associated.

2. The system of claim 1, wherein interfacing with a given social-networking service includes sharing a snapshot with one or more contacts of the user within the given social-networking service.

3. The system of claim 1, wherein interfacing with a given social-networking service includes providing a comment on a profile page of the user within the given social-networking service, wherein the comment on the profile page includes one or both of a link or information associated with a real-wearable item corresponding to the first virtual-wearable item.

4. The system of claim 1, wherein the social-networking tool in the virtual-outfitting interface is configured to allow the user to interact with the one or more social-networking services using one or more gestural commands including a first gestural command, the first gestural command being detected responsive to a determination that the user moved the first body part during the live video stream such that within the social-networking tool a live video depiction of the first body part lies at the same position as the icon.

5. The system of claim 4, wherein the first body part is a hand of the user, one or more fingers of the user, or the hand and the one or more fingers of the user.

6. The system of claim 1, wherein:

the first virtual-wearable item includes one or both of a virtual garment or a virtual accessory; or

the first virtual-wearable item visually represents a corresponding real-wearable item.

7. The system of claim 1, wherein the two or more separate portions of the virtual-outfitting interface further include a conferencing portion configured to display video of one or more other users, the conferencing portion being configured to facilitate video communications between the user and at least one of the one or more other users via the one or more social-networking services with which the user is associated.

8. The system of claim 1, wherein the one or more processors are further configured by machine-readable instructions to:

provide a screen-capture tool in the virtual-outfitting interface, the screen-capture tool allowing the user to obtain a snapshot of at least one region of the virtual-outfitting interface via a command, the social-networking tool being further configured to allow the user to share the snapshot via the one or more social-networking services with which the user is associated, wherein the command comprises a gesture or a voice command.

9. The system of claim 1, wherein a size and/or position attributed to the two or more separate portions of the virtual-outfitting interface is dynamic.

10. The system of claim 1, wherein the one or more hardware processors are further configured by the machine-readable instructions to:

determine the position, size, and/or orientation of the first virtual-wearable item based on the position and/or orientation of the one or more body parts of the user recognized within the live video feed, wherein the first virtual-wearable item is positioned at a predetermined offset and/or orientation relative to the one or more body parts of the user.

18

11. The system of claim 1, wherein the position, size, and/or orientation of the first virtual-wearable item is determined based on a position of an augmented-reality marker in the main display portion.

12. The system of claim 1, wherein one or more characteristics of the first virtual-wearable item are utilized to render the first virtual-wearable item in the main display portion to enhance a realness of the first virtual-wearable item as it appears within the main display portion.

13. A method for allowing a user to simulate wearing real-wearable items, the method being performed by one or more hardware processors configured by machine-readable instructions, the method comprising:

obtaining, from a client computing platform, a live video feed;

recognizing a position and/or orientation of one or more body parts of a user within the live video feed, the one or more body parts including a first body part;

providing a virtual-outfitting interface for presentation to the user via the client computing platform, the virtual-outfitting interface including two or more separate portions simultaneously presented in the virtual-outfitting interface, the two or more separate portions including a main display portion and an icon that is overlaid upon the main display portion, wherein the main display portion includes a composite video feed that incorporates the live video feed of the user and a first virtual-wearable item, and wherein a position, size, and/or orientation of the first virtual-wearable item is determined such that the first virtual-wearable item moves within the main display portion according to the position and/or orientation of the user within the live video feed so that the user appears to be wearing the first virtual-wearable item in real time in the main display portion; and

providing a social-networking tool graphically presented in the virtual-outfitting interface, the social-networking tool allowing the user to interface with one or more social-networking services with which the user is associated.

14. The method of claim 13, wherein interfacing with a given social-networking service includes sharing a snapshot with one or more contacts of the user within the given social-networking service.

15. The method of claim 13, wherein interfacing with a given social-networking service includes providing a comment on a profile page of the user within the given social-networking service, wherein the comment on the profile page includes one or both of a link or information associated with a real-wearable item corresponding to the first virtual-wearable item.

16. The method of claim 13, further comprising:

determining, based on a detected a first gestural command, that the user moved the first body part during the live video stream such that within the social-networking tool a live video depiction of the first body part lies at the same position as the icon, wherein the social network tool is configured to allow the user to interact with the one or more social-networking services using one or more gestural commands including the first gestural command.

17. The method of claim 16, wherein the first body part is a hand of the user, one or more fingers of the user, or the hand and the one or more fingers of the user.

18. The method of claim 13, wherein:

the first virtual-wearable item includes one or both of a virtual garment or a virtual accessory; or

the first virtual-wearable item visually represents a corresponding real-wearable item.

19. The method of claim 13, wherein the two or more separate portions of the virtual-outfitting interface further include a conferencing portion, wherein providing the virtual-outfitting interface for presentation further comprises:

providing video of one or more other users for display within the conferencing portion, wherein the conferencing portion is configured to facilitate video communications between the user and at least one of the one or more other users via the one or more social-networking services with which the user is associated.

20. The method of claim 13, further comprising:

providing a screen-capture tool in the virtual-outfitting interface, the screen-capture tool allowing the user to obtain a snapshot of at least one region of the virtual-outfitting interface via a command, the social-networking tool being further configured to allow the user to share the snapshot via the one or more social-networking services with which the user is associated, wherein the command comprises a gesture or a voice command.

* * * * *