

(No Model.)

F. P. MANN.
BABY CARRIAGE.

No. 510,355.

Patented Dec. 5, 1893.

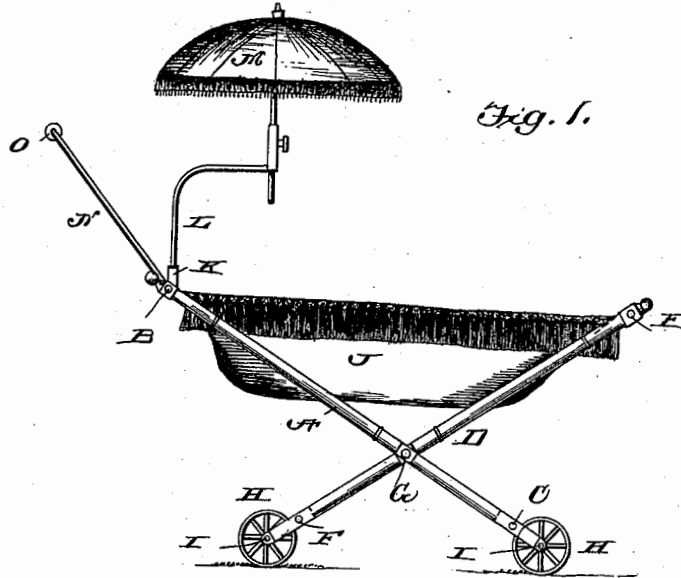


Fig. 1.

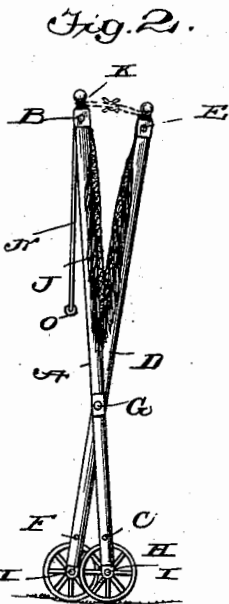


Fig. 2.

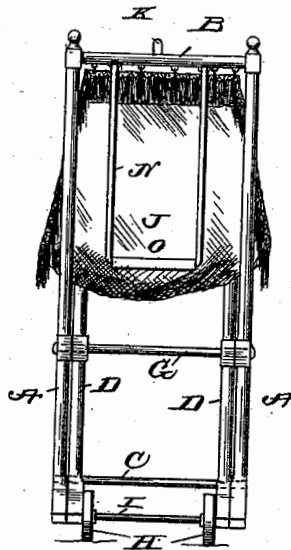


Fig. 3.

Witnesses

John D. ...
Geo. J. Kincaid.

Inventor

F. P. Mann

by John Bedderburn,
his Attorney

THE NATIONAL LITHOGRAPHING COMPANY,
WASHINGTON, D. C.

UNITED STATES PATENT OFFICE.

FREDERIC PORTER MANN, OF SAN FRANCISCO, CALIFORNIA.

BABY-CARRIAGE.

SPECIFICATION forming part of Letters Patent No. 510,355, dated December 5, 1893.

Application filed October 22, 1892. Serial No. 449,549. (No model.)

To all whom it may concern:

Be it known that I, FREDERIC PORTER MANN, of San Francisco, in the county of San Francisco and State of California, have invented certain new and useful Improvements in Baby-Carriages; and I do hereby declare the following to be a full, clear, and exact description of the invention, such as will enable others skilled in the art to which it appertains to make and use the same.

My invention relates to improvements in baby-carriages or hammocks, designed for its simplicity, durability, cheapness and compactness of construction and efficiency of operation.

I have set forth fully hereinafter the details of construction and the essential features of my invention and illustrated them in the accompanying drawings, in which—

Figure 1 is a side elevation. Fig. 2 is a side elevation of the carriage closed, and Fig. 3 is a front elevation.

A A are two parallel supports made of wood or other suitable material, and connected by the cross pieces B C.

D D are two secondary parallel pieces similar to A A, and connected by the cross pieces E F, which are sufficiently shorter than B C, to allow D D to pass between A A. The pieces A A and D D are pivoted together by means of the cross rod G. Immediately below the cross pieces C and E are situated the metal or wire wheels H, which are secured to the shafts I I, which have bearings in the pieces A A, D D. Secured to the cross pieces B and E are the ends of the hammock J, which is made of plush, velvet, damask or other cheaper material. Extending upward from one of the cross pieces is the socket K into which rests the arm L, which supports the vertically adjustable parasol M. I have also shown in the drawings arms N, which are loosely secured to the cross piece B and which

are connected at their other ends to the grasp piece O.

The manner of closing the carriage is similar to that of closing an ordinary camp stool, and the arms N can be swung into the position shown in Fig. 2.

It will be readily seen from the foregoing description that I have provided a very simple and inexpensive and portable carriage that is capable of being folded so as to occupy a very small space.

I am aware that changes in the form and proportion of parts of the device herein shown and described as an embodiment of my invention can be made without departing from the spirit or sacrificing the advantages thereof, and I therefore reserve the right to make such changes and alterations as fairly fall within the scope of my invention.

Having thus fully described my invention, what I claim, and desire to secure by Letters Patent, is—

In a baby carriage of the class described, the combination of the supports A A and D D pivoted together at their points of intersection and having wheels journaled at their lower ends, said supports being connected by means of cross pieces B C and E F, arms N loosely connected with the cross-piece B intermediate of the ends of the latter and having an outer grip bar connecting the free ends of the same, a socket K rising centrally from the cross piece B, an arm L in said socket, and a parasol adjustably carried by said arm L, substantially as described.

In testimony whereof I have signed this specification in the presence of two subscribing witnesses.

FREDERIC PORTER MANN.

Witnesses:

JOHN A. FAULL,
WILLIAM F. FLICK.