



US011011014B1

(12) **United States Patent**  
**Haushalter**

(10) **Patent No.:** **US 11,011,014 B1**  
(45) **Date of Patent:** **May 18, 2021**

(54) **SYSTEMS, METHODS, AND MEDIA FOR IMPLEMENTING INTERNET-BASED WAGERING**

4,869,505 A \* 9/1989 Manabe ..... A63F 5/00  
463/22  
4,906,005 A \* 3/1990 Manabe ..... A63F 5/00  
273/142 B  
4,995,374 A \* 2/1991 Black ..... A01K 15/025  
124/32  
5,042,810 A \* 8/1991 Williams ..... G07F 17/3258  
463/17

(71) Applicant: **EVOLUTION MALTA LIMITED**,  
Sliema (MT)

(72) Inventor: **Todd Haushalter**, St Julians (MT)

(Continued)

(73) Assignee: **EVOLUTION MALTA LIMITED**,  
Sliema (MT)

**OTHER PUBLICATIONS**

(\* ) Notice: Subject to any disclaimer, the term of this patent is extended or adjusted under 35 U.S.C. 154(b) by 0 days.

Notice of Allowance dated Dec. 16, 2019 in U.S. Appl. No. 16/268,218, pp. 2-7.

(Continued)

(21) Appl. No.: **16/852,049**

(22) Filed: **Apr. 17, 2020**

*Primary Examiner* — Omkar A Deodhar

*Assistant Examiner* — Matthew D Hoel

(74) *Attorney, Agent, or Firm* — Byrne Poh LLP

**Related U.S. Application Data**

(63) Continuation of application No. 16/268,218, filed on Feb. 5, 2019, now Pat. No. 10,629,024.

(60) Provisional application No. 62/626,590, filed on Feb. 5, 2018.

(51) **Int. Cl.**  
**G07F 17/32** (2006.01)

(52) **U.S. Cl.**  
CPC ..... **G07F 17/322** (2013.01); **G07F 17/3213** (2013.01); **G07F 17/3225** (2013.01); **G07F 17/3288** (2013.01)

(58) **Field of Classification Search**  
CPC ..... G07F 17/322; G07F 17/3213; G07F 17/3225; G07F 17/3288  
See application file for complete search history.

(57) **ABSTRACT**


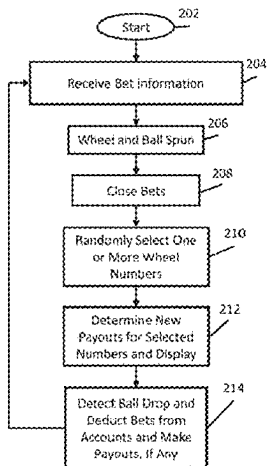
Mechanisms comprising: receiving first bet information for a first bet from a first player's device, the first bet information corresponding to at least a first position on a roulette wheel; receiving second bet information for a second bet from a second player's device, the second bet information corresponding to at least a second position on the roulette wheel that is different from the first position; determining that the roulette wheel and a ball on the roulette wheel have been spun; randomly selecting a first selected position on the wheel, wherein the first selected position is the same as the first position; determining a first payout for first position and a second payout for the second position, wherein the first payout is higher than the second payout; determining that the ball has fallen in the first position; and indicating that the first player is to be paid at the first payout.

(56) **References Cited**

**U.S. PATENT DOCUMENTS**

4,337,945 A \* 7/1982 Levy ..... A63F 5/00  
273/129 S  
4,391,442 A \* 7/1983 Levy ..... A63F 5/00  
273/129 S

**24 Claims, 6 Drawing Sheets**



(56)

References Cited

U.S. PATENT DOCUMENTS

5,588,650	A *	12/1996	Eman	A63F 5/0005 273/142 B	2005/0020347	A1 *	1/2005	Moshal	G07F 17/32 463/17
5,707,285	A *	1/1998	Place	A63F 3/00157 273/292	2005/0032568	A1 *	2/2005	Griswold	G07F 17/34 463/16
5,718,431	A *	2/1998	Ornstein	A63F 3/00157 273/274	2005/0164759	A1 *	7/2005	Smith	G07F 17/3293 463/11
5,743,798	A *	4/1998	Adams	G07F 17/32 463/17	2005/0181852	A1 *	8/2005	Groves	G07F 17/32 463/13
5,743,800	A *	4/1998	Huard	G07F 17/32 463/26	2005/0192076	A1 *	9/2005	Lowery	A63F 5/00 463/17
5,788,574	A *	8/1998	Ornstein	G07F 17/3244 273/309	2006/0148549	A1 *	7/2006	Walker	G07F 17/323 463/16
5,851,010	A *	12/1998	Feinberg	A63F 3/00157 273/274	2007/0060262	A1 *	3/2007	Kosaka	A63F 5/00 463/16
5,934,999	A *	8/1999	Valdez	A63F 3/00157 273/142 E	2007/0149283	A1 *	6/2007	Poh	G07F 17/3209 463/37
6,047,965	A *	4/2000	Mollo	A63F 5/00 273/142 D	2007/0173310	A1 *	7/2007	Walker	G07F 17/3244 463/16
6,059,659	A *	5/2000	Busch	A63F 5/00 273/142 B	2007/0254733	A1 *	11/2007	Hornik	G07F 17/3239 463/20
RE37,588	E *	3/2002	Ornstein	A63F 3/00157 273/274	2008/0058068	A1 *	3/2008	Bennett	G07F 17/34 463/20
6,481,717	B1 *	11/2002	Richardelle	A63F 3/00157 273/274	2008/0132312	A1 *	6/2008	Yoshizawa	G07F 17/3262 463/16
6,659,866	B2 *	12/2003	Frost	A63F 3/081 463/17	2008/0139297	A1 *	6/2008	Beaulieu	G07F 17/34 463/20
6,679,492	B2 *	1/2004	Markowiak	A63F 3/00157 273/138.1	2008/0188288	A1 *	8/2008	Seelig	G07F 17/3267 463/20
6,755,741	B1 *	6/2004	Rafaeli	A63F 3/00157 463/25	2008/0254876	A1 *	10/2008	Kouostas	G07F 17/3272 463/28
7,094,150	B2 *	8/2006	Ungaro	G07F 17/3258 463/27	2008/0258383	A1 *	10/2008	Sorge	A63F 3/00157 273/142 E
7,331,868	B2 *	2/2008	Beaulieu	G07F 17/32 463/30	2008/0274783	A1 *	11/2008	Walker	G07F 17/3244 463/13
7,661,676	B2 *	2/2010	Smith	A63F 1/00 273/149 R	2009/0005165	A1 *	1/2009	Arezina	G07F 17/32 463/37
7,669,853	B2 *	3/2010	Jones	A63F 1/12	2009/0023495	A1 *	1/2009	Kouostas	G07F 17/3288 463/25
7,758,425	B2 *	7/2010	Poh	G07F 17/3293 463/42	2009/0093290	A1 *	4/2009	Lutnick	G07F 17/3237 463/16
7,892,083	B2 *	2/2011	Okada	A63F 5/00 463/17	2009/0098921	A1 *	4/2009	Manning	G07F 17/34 463/17
8,147,319	B2 *	4/2012	Hornik	G07F 17/32 463/25	2009/0239605	A1 *	9/2009	Ekisheva	G07F 17/32 463/17
8,177,628	B2 *	5/2012	Manning	G07F 17/34 463/21	2010/0075744	A1 *	3/2010	Baratti	G07F 17/3216 463/22
D663,785	S *	7/2012	Walsh	D21/375	2010/0120508	A1 *	5/2010	Vann	G07F 17/3202 463/20
8,216,047	B2 *	7/2012	Bartosik	G07F 17/3213 463/17	2010/0124966	A1 *	5/2010	Kido	G07F 17/3288 463/17
8,272,958	B2 *	9/2012	Smith	G07F 17/3211 463/33	2010/0148442	A1 *	6/2010	Walker	A63F 5/00 273/274
8,622,830	B2 *	1/2014	Radek	G07F 17/3202 463/35	2011/0223983	A1 *	9/2011	Schwartz	G07F 17/3283 463/17
9,384,624	B2 *	7/2016	Fong	G07F 17/3213	2013/0053117	A1 *	2/2013	Snow	G07F 17/322 463/12
9,600,974	B2 *	3/2017	Yee	G07F 17/3286	2013/0184059	A1 *	7/2013	Costello	G07F 17/3241 463/22
9,779,576	B2 *	10/2017	Shoenhair	G07F 17/329	2013/0184079	A1 *	7/2013	Costello	G07F 17/3241 463/42
10,147,267	B2 *	12/2018	Yee	G07F 17/322	2014/0087829	A1 *	3/2014	Watkins	G07F 17/32 463/20
10,504,321	B2 *	12/2019	Burgstaller	G07F 17/322	2014/0094244	A1 *	4/2014	Baron	G07F 17/323 463/17
10,629,024	B1 *	4/2020	Haushalter	G07F 17/3225	2014/0100031	A1 *	4/2014	Fong	G07F 17/34 463/31
10,706,668	B2 *	7/2020	Burgstaller	A63F 5/0005					
2002/0142823	A1 *	10/2002	DeMar	G07F 17/32 463/16					
2003/0071417	A1 *	4/2003	Webb	A63F 3/00157 273/292					
2004/0023712	A1 *	2/2004	Oliver	G07F 17/32 463/18					
2004/0116177	A1 *	6/2004	Frost	G07F 17/3225 463/17					
2004/0166930	A1 *	8/2004	Beaulieu	G07F 17/32 463/25					
2004/0259627	A1 *	12/2004	Walker	G07F 17/34 463/20					

OTHER PUBLICATIONS

Office Action dated Jun. 28, 2019 in U.S. Appl. No. 16/268,218, pp. 2-5.

\* cited by examiner

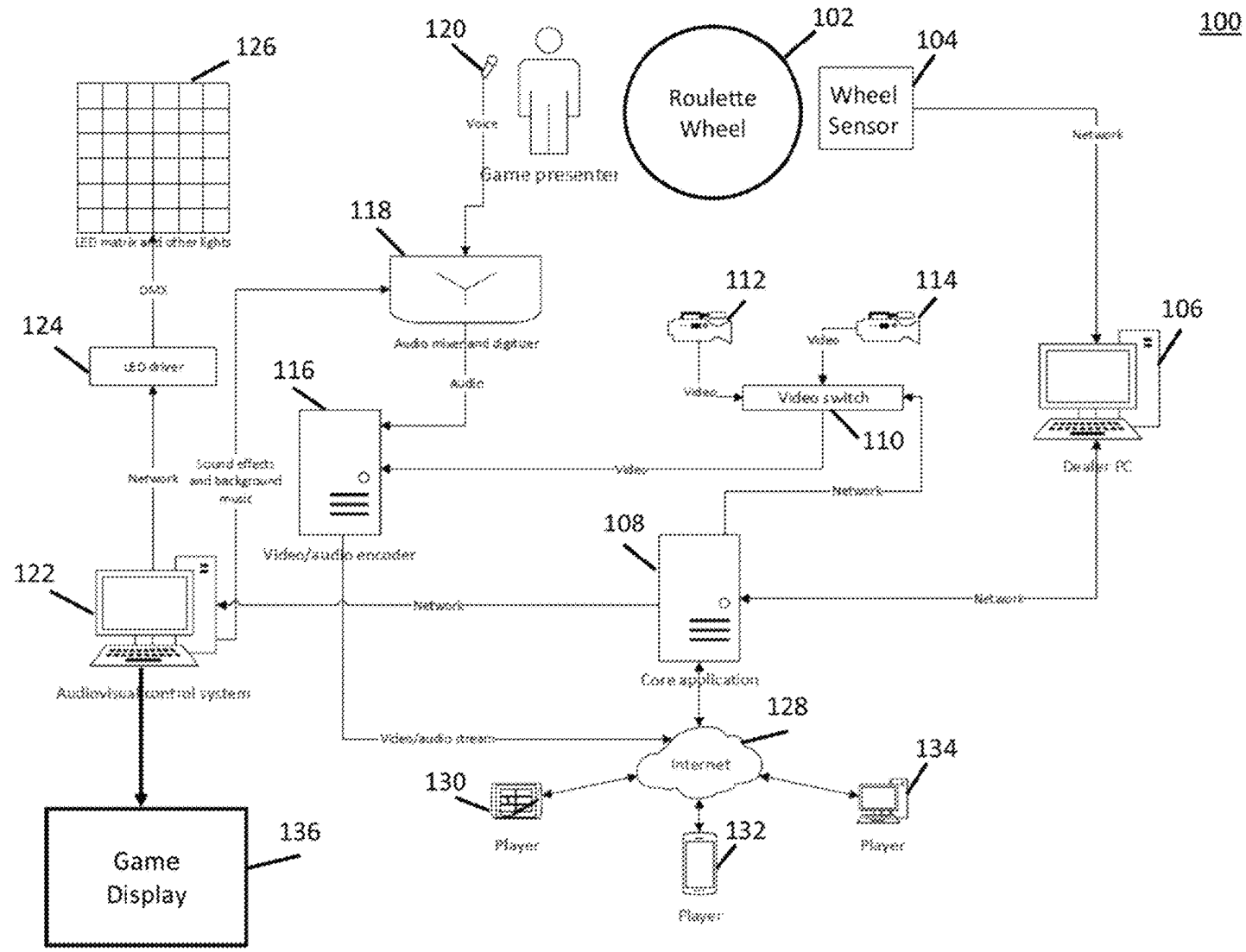


FIG. 1

200

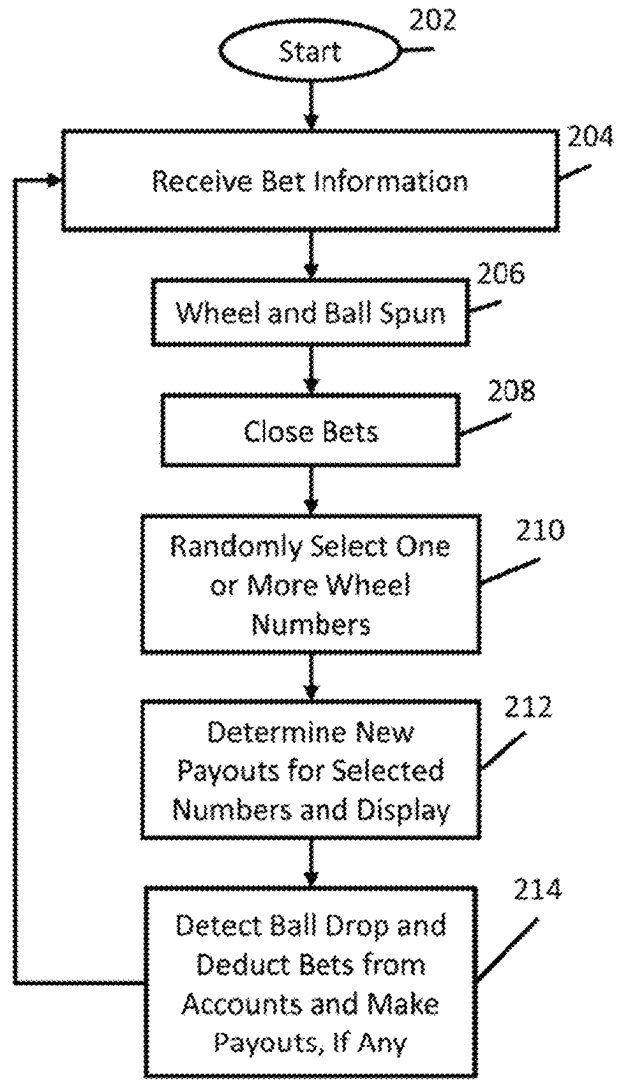


FIG. 2




FIG. 3




FIG. 4




FIG. 5

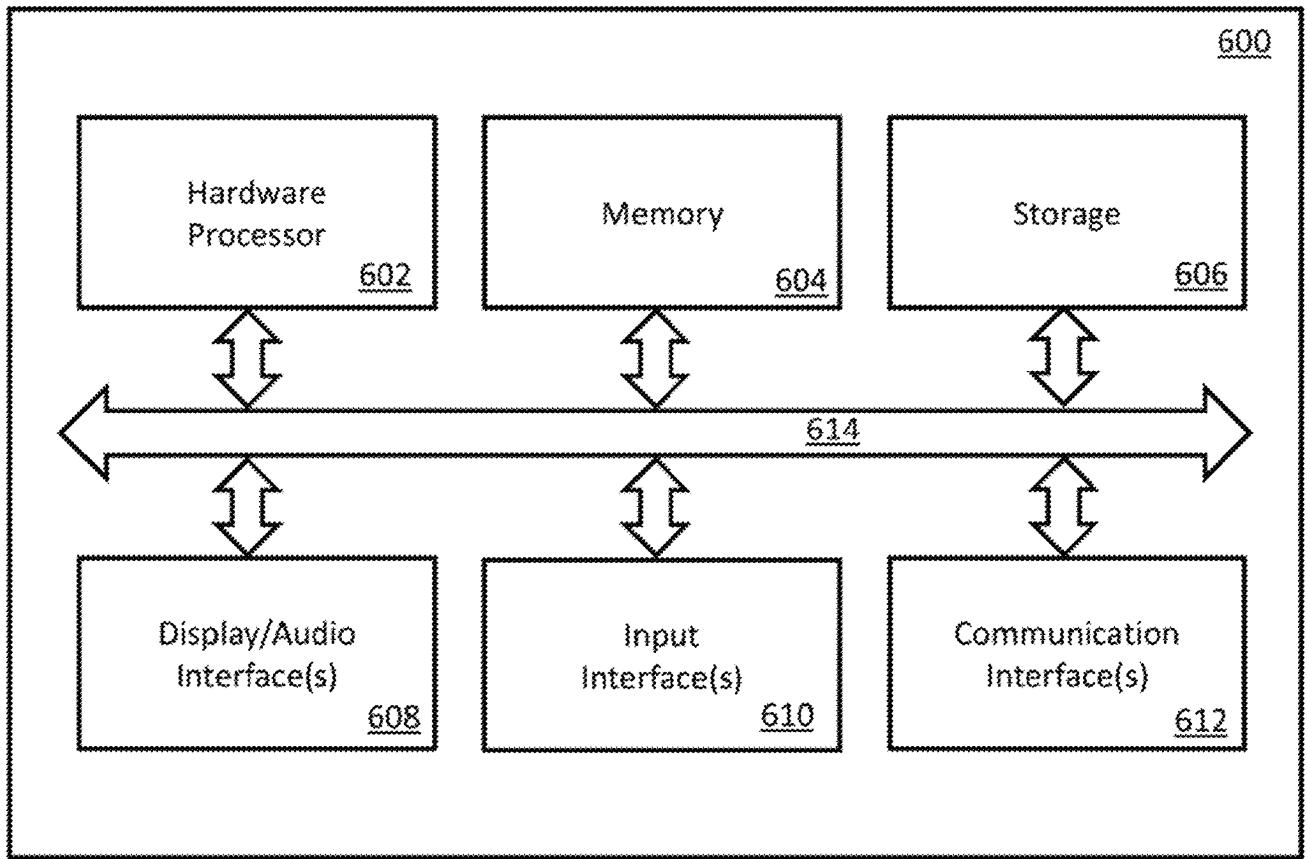


FIG. 6

## SYSTEMS, METHODS, AND MEDIA FOR IMPLEMENTING INTERNET-BASED WAGERING

### CROSS-REFERENCE TO RELATED APPLICATION

This application is a continuation of U.S. patent application Ser. No. 16/268,218, filed Feb. 5, 2019, which claims the benefit of U.S. Provisional Patent Application No. 62/626,590, filed Feb. 5, 2018, each of which is hereby incorporated by reference herein in its entirety.

### BACKGROUND

Wagering is a popular recreational activity for adults around the world. In traditional wagering, a player would have to travel to a casino to place wagers. While casinos are enjoyable, traveling to one can be expensive and time consuming.

Internet-based wagering system allow players to wager from home without the need to travel to a casino. Unfortunately, however, many Internet-based wagering systems are simply computer-generated interfaces that do not replicate in any way a real environment like is present in a casino.

Accordingly, it is desirable to provide Internet-based wagering that replicates aspects of a real casino.

### SUMMARY

Systems, methods, and media for implementing internet-based wager are provided. In accordance with some embodiments, systems for wagering are provided, the systems comprising: a roulette wheel; a ball configured to be used in the roulette wheel; a hardware processor configured to: receive first bet information for a first bet from a first player device of a first player, the first bet information corresponding to at least a first position on the roulette wheel; receive second bet information for a second bet from a second player device of a second player, the second bet information corresponding to at least a second position on the roulette wheel that is different from the first position; determine that the roulette wheel and the ball have been spun; randomly select a first selected position on the roulette wheel, wherein the first selected position is the same as the first position; determine a first payout for first position and a second payout for the second position, wherein the first payout is higher than the second payout; determine that the ball has fallen in the first position; and indicating that the first player is to be paid at the first payout.

In accordance with some embodiments, methods for wagering are provided, the methods comprising: receiving, using a hardware processor, first bet information for a first bet from a first player device of a first player, the first bet information corresponding to at least a first position on a roulette wheel; receiving, using the hardware processor, second bet information for a second bet from a second player device of a second player, the second bet information corresponding to at least a second position on the roulette wheel that is different from the first position; determining, using the hardware processor, that the roulette wheel and a ball on the roulette wheel have been spun; randomly selecting, using the hardware processor, a first selected position on the roulette wheel, wherein the first selected position is the same as the first position; determining, using the hardware processor, a first payout for first position and a second payout for the second position, wherein the first payout is

higher than the second payout; determining, using the hardware processor, that the ball has fallen in the first position; and indicating, using the hardware processor, that the first player is to be paid at the first payout.

In accordance with some embodiments, non-transitory computer-readable media containing computer executable instructions that, when executed by a processor, cause the processor to perform a method for wagering are provided, the method comprising: receiving first bet information for a first bet from a first player device of a first player, the first bet information corresponding to at least a first position on a roulette wheel; receiving second bet information for a second bet from a second player device of a second player, the second bet information corresponding to at least a second position on the roulette wheel that is different from the first position; determining that the roulette wheel and a ball on the roulette wheel have been spun; randomly selecting a first selected position on the roulette wheel, wherein the first selected position is the same as the first position; determining a first payout for first position and a second payout for the second position, wherein the first payout is higher than the second payout; determining that the ball has fallen in the first position; and indicating that the first player is to be paid at the first payout.

### BRIEF DESCRIPTION OF THE DRAWINGS

FIG. 1 is an example of a system for implementing an Internet-based wagering system in accordance with some embodiments.

FIG. 2 is an example of a process for a wager game in accordance with some embodiments.

FIG. 3 is an example of a user interface for Internet-based wagering in accordance with some embodiments.

FIG. 4 is an example of a user interface for Internet-based wagering showing an enhanced visual effect in accordance with some embodiments.

FIG. 5 is an example of a user interface for Internet-based wagering after a ball drops on a roulette wheel in accordance with some embodiments

FIG. 6 is an example of hardware for implementing certain components of FIG. 1 in accordance with some embodiments.

### DETAILED DESCRIPTION

Turning to FIG. 1, an example **100** of a system for implementing Internet-based wagering in accordance with some embodiments is shown. As illustrated, system **100** includes a roulette wheel **102**, a wheel sensor **104**, a dealer computer **106**, a core application computer **108**, a video switch **110**, cameras **112** and **114**, a video/audio encoder **116**, an audio mixer and digitizer **118**, a microphone **120**, an audiovisual control system **122**, an LED driver **124**, an LED matrix **126**, a computer network **128**, a tablet player device **130**, a smart phone player device **132**, a computer player device **134**, and a game display **136**.

Roulette wheel **102** can be any suitable roulette wheel. This roulette wheel can be a real, physical roulette wheel. For example, roulette wheel **102** can be a single zero or double zero roulette wheel. In some embodiments, when implemented as a single zero roulette wheel, the wheel can have 37 positions number as follows: 0, 32, 15, 19, 4, 21, 2, 25, 17, 34, 6, 27, 13, 36, 11, 30, 8, 23, 10, 5, 24, 16, 33, 1, 20, 14, 31, 9, 22, 18, 29, 7, 28, 12, 35, 3 and 26. In some embodiments, when implemented as a double zero roulette wheel, the wheel can have 38 positions number as follows:

0, 28, 9, 26, 30, 11, 7, 20, 32, 17, 5, 22, 34, 15, 3, 24, 36, 13, 1, 00, 27, 10, 25, 29, 12, 8, 19, 31, 18, 6, 21, 33, 16, 4, 23, 35, 14, and 2. During use, in some embodiments, a human dealer (or game presenter) spins the wheel by hand and projects a ball around the wheel in a direction opposite to the wheel rotation. Eventually the wheel and ball slow relative to each other and the ball falls into a position on the wheel. One or more cameras, described below, can be pointed at the wheel and capture video that is transmitted to player devices participating in a game involving the wheel.

Referring back to FIG. 1, wheel sensor 104 can detect the spinning of the wheel and the position in which the ball falls. The sensor can be implemented in any suitable manner. For example, the sensor can be implemented as a camera. In some embodiments, multiple sensors can be used and the sensors can be of the same or different types.

Dealer computer 106 can be any suitable computer that can be used by a game presenter to monitor game activity. For example, in some embodiments, computer 106 can be used to monitor how sensor 104 is sensing the wheel, to manually enter wheel position data, to view video feeds of the wheel, and to see gaming data relating to bets, payouts, previous plays, and/or any other suitable data.

Core application computer 108 can be any suitable computer that controls the activity of the game being presented by system 100. This can include generating user interfaces, presenting user interfaces to devices 130, 132, and 134, receiving input from players via those user interfaces, receiving bet information, causing money wagered to be collected, receiving data from sensor 104 and/or computer 106, applying game rules, determining payouts, causing payout money to be paid, controlling video that is streamed to players, and/or any other suitable functions.

Video switch 110 can receive video from cameras 112 and 114 and provide it to video/audio encoder 116. Any suitable video switch can be used in some embodiments.

Video/audio encoder 116 can be any suitable video and/or audio encoder. In some embodiments, encoder 116 can be implemented as multiple encoders, any of which encoders can be different from any others of the encoders. For example, when using multiple encoders, some may be video encoders and some may be audio encoders. Some may be high definition encoders, while others can be standard definition encoders, as another example.

Audio mixer and digitizer 118 can be any suitable audio mixer and digitizer for receiving sound-effect signals and background-music signals from audiovisual control system 122 and voice signals from microphone 120, mixing those signals, digitizing those signals, and providing those signals to encoder 116.

Microphone 120 can be any suitable microphone for capturing the voice of a game presenter (or dealer). In some embodiments, microphone 120 can be part of another device, such as a headset, one of cameras 112 and 114, etc.

Audiovisual control system 122 can be any suitable computer system for controlling sound effects, background music, light emitting diodes in matrix 126, any other suitable lights, etc. In some embodiments, system 122 can receive inputs from core application computer 108 that causes special sounds and/or lights (or any other effects) to be presented when certain events happen during the course of play (e.g., such as a big payout being paid).

LED driver 124 can be any suitable driver circuitry for driving LEDs, lights, and/or any other visual effects that are presented on or around the wheel and/or in the field of view of one or more of cameras 112 and 114.

LED matrix 126 can be any suitable collection of one or more LEDs, lights, and/or any other visual effects that are presented on or around the wheel and/or in the field of view of one or more of cameras 112 and 114.

Computer network 128 can be any suitable communication network or combination of communication networks that can be used by a device 130, 132, and/or 134 for communicating with the remainder of system 100. For example, network 128 can include the Internet, one or more mobile telephone networks, one or more mobile data networks, one or more cable television networks, one or more satellite networks, one or more WiFi networks, one or more local area networks, one or more wide area networks, and/or any other one or more suitable communication networks.

Player devices 120, 132, and 134 can be any suitable devices for interacting with the remainder of system 100. For example, as shown in FIGS. 3, 4, and 5, these devices can present a user interface, video, and audio that can allow a player to experience a wagering game. The devices can receive bets via the interface, indicate account balance, indicate past plays, provide video and/or audio of the wheel, provide video and/or audio of the game presenter, provide video and/or audio of the video effects, audio effects, music, etc., capture video and/or audio of a player using one of the devices, capture text input of the player, provide video and/or audio of other players, present text input of the other players, etc.

Game display 136 can be any suitable display for presenting visual effects in the field of view of one or more cameras. For example, game display 136 can be implemented as a large display that is present behind the roulette wheel and dealer as shown in FIGS. 3, 4, and 5.

Turning to FIG. 2, an example 200 of a process for implementing a wagering game in accordance with some embodiments is shown. As illustrated, after process 200 begins at 202, the process can receive bet information at 204. Any suitable bet information can be received in some embodiments. For example, in some embodiments, the bet information can include any suitable roulette bet (as known in the art), such as a bet on one or more wheel positions and an amount wagered (e.g., \$20).

Next, at 206, a roulette wheel and ball can be spun. This can be performed in any suitable manner. For, example, in some embodiments, the wheel and ball can be spun by dealer (or game presenter) in response to a message on dealer computer 106 or any other suitable indicator. As another example, in some embodiments, the wheel and ball can be automatically spun under the control of a hardware processor.

At 208, bets can then be closed by process 200. This can occur in response to a game presenter selecting on dealer computer 106 to close bets, based on an automatic timer, and/or based on any other suitable factors. Once bets are closed, players may be prevented from adding new bets, cancelling existing bets, and/or altering existing bets. In some embodiments, bets can close before the roulette wheel and ball are spun.

Then, at 210, process 200 can randomly select one or more of the roulette wheel numbers. These numbers can be selected in any suitable manner and any suitable number of numbers can be selected. For example, a pseudo-random number generator function can be used by the process 200 to select five random numbers. Although the term "random" is used herein, it should be understood that pseudo-random functions can be used to approximate random functions and thereby select pseudo-random numbers, which can be considered to be random numbers.

5

In some embodiments, the numbers that are selected at **210** can correspond to certain bet types. For example, a player may be able to place a bet on the first twelve numbers (i.e., numbers 1 through 12), and these numbers may be selected at **210** in some embodiments. As another example, a player may be able to place a bet on the even numbers (i.e., numbers 2, 4, 6, . . . , 36), and these numbers may be selected at **210** in some embodiments.

In some embodiments, any suitable visual effect can be presented to enhance the player's experience. For example, in some embodiments, a representation of simulated lightning striking a number can be presented on the simulated roulette board and/or on a display (e.g., display **136**) behind the dealer.

At **212**, process **200** can next determine the increased payouts for the numbers selected at **210**. Any suitable payouts can be used in some embodiments. For example, in some embodiments, increased payouts for the selected numbers can range from 49:1 to 499:1. The payout may correspond to the order of numbers that are selected. For example, in some embodiments, the first three numbers that are selected can be assigned a 49:1 payout, and the last two numbers that are selected can be assigned a 499:1 payout. In some embodiments, two or more of the selected numbers can be assigned the same increased payout, or all selected numbers can be assigned different increased payouts. The payout for numbers not selected at **210** can be set to account for the increased payouts of the selected numbers. For example, in some embodiments, the payout for the numbers not selected can be set to 29:1. The selected numbers and the increased payouts can then be displayed to the dealer and players.

Then at **214**, process **200** can detect the ball dropping into a position on the roulette wheel, deduct bet money from player accounts (in some embodiments, the bet money may have been previously deducted or frozen at step **204** or **208**), and make payouts of money.

Following **214**, process **200** clears all bet information and loops back to **204** to proceed with the next play as described above.

In some embodiments, process **200** can be executed in computer **108**.

Turning to FIG. 3, an example **300** of a user interface than can be presented on a player device **130**, **132**, or **134** in accordance with some embodiments is shown. As illustrated, interface **300** can include a video area **302** and a betting interface area **304**. Video area can show any suitable video including video of the roulette wheel, video of a game presenter, video of LEDs, lights, displays, and/or other visual effects that are captured using cameras **112** and **114**. As described above, this video is of a real environment including a real roulette wheel, real lights, a real game presenter, etc.

In some embodiments, video area **302** can show feedback **314** to the players of the position in which a ball drops following a spin of the roulette wheel.

Betting interface area **304** can provide any suitable user interface elements for wagering in the game provided. For example, as shown, an account balance **306** and total bet amount **308** can be provided to show a player how much money the player has in the betting account and how much money the player is currently wagering. As another example, as shown in area **310**, the player can select a position on the roulette wheel on which to bet by selecting a virtual chip and selecting a desired place on the simulated roulette board. For example, as shown in the figure, the player has selected to position a "50" chip (which can have a value of 50 Euros)

6

on positions 1 and 4 to place a split bet on the numbers 1 and 4. As another example, as also shown in the figure, the player has selected to position a "50" chip on the "red" box to place a bet on all red numbers. As yet another example, as shown in area **312**, previous play information can be shown. As illustrated, "14" was the number on which the ball dropped on the most recent spin, "5" was the number on the spin before that, and "15" was the number before that. As illustrated, numbers may be shown with indicators indicating increased payouts. For example, "5" shows "500x" to indicate an increased payout of 499:1 (499:1 plus the original bet return is 500x).

In some embodiments, as shown in FIG. 3, as numbers are chosen in player bets, those numbers can be shown in the display presented behind the roulette wheel and dealer. The larger the bet, the brighter the number may be presented in the display. Other effect, such as a shaking of a number can be shown on the display to add to player excitement.

Turning to FIG. 4, an example of a visual effect of numbers being randomly selected is shown. For example, the "5" and the "3rd of 12" numbers are shown with lightning effects. Any suitable visual effect can be used in some embodiments. In some embodiments, no visual effect can be used.

Turning to FIG. 5, an example of an interface after a ball drops is shown. As illustrated, a top-down view of a roulette wheel may be shown along with an indicator of the number on which the ball dropped, a payout amount, and a simulated lightning effect to show that the ball dropped on randomly selected number. As also shown, a "500" indicator may be shown over the winning position on the roulette board.

Referring back to FIG. 1, components **106**, **108**, **116**, **122**, **130**, **132**, and **134** can be implemented using any suitable hardware. For example, in some embodiments, these components can be implemented using any suitable general-purpose computer or special-purpose computer. Any such general-purpose computer or special-purpose computer can include any suitable hardware. For example, as illustrated in example hardware **600** of FIG. 6, such hardware can include hardware processor **602**, memory **604**, storage **606**, display/audio interface(s) **608**, input interface(s) **610**, communication interface(s) **612**, and a bus **614**.

Hardware processor **602** can include any suitable hardware processor, such as a microprocessor, a micro-controller, digital signal processor(s), dedicated logic, and/or any other suitable circuitry for controlling the functioning of a general-purpose computer or a special-purpose computer in some embodiments.

Memory **604** can be any suitable memory for storing programs, data, media content, and/or any other suitable information in some embodiments. For example, memory **604** can include random access memory, read-only memory, flash memory, and/or any other suitable memory.

Storage **606** can be any suitable storage for storing programs, data, media content, and/or any other suitable information in some embodiments. For example, storage **606** can include flash memory, hard disk drive, optical media, and/or any other suitable storage.

Display/audio interface(s) **608** can be any suitable circuitry for controlling and driving output to one or more display/audio output circuitries in some embodiments. For example, display/audio interface(s) **608** can be circuitry for driving an LCD display, a speaker, an LED, or any other type of output device.

Input interface(s) **610** can be any suitable circuitry for controlling and receiving input from any suitable input device(s) in some embodiments. For example, input inter-

face(s) **610** can be any suitable circuitry for receiving input from an input device, such as a touch screen, from one or more buttons, from a voice recognition circuit, from a microphone, from a camera, from an optical sensor, from an accelerometer, from a temperature sensor, from a near field sensor, and/or any other type of input device.

Communication interface(s) **612** can be any suitable circuitry for interfacing with one or more communication networks, such as network **128** as shown in FIG. **1**. For example, interface(s) **612** can include network interface card circuitry, wireless communication circuitry, and/or any other suitable type of communication network circuitry.

Bus **614** can be any suitable mechanism for communicating between two or more components **602**, **604**, **606**, **608**, **610**, and **612** in some embodiments.

Any other suitable components can be included in hardware **600** in accordance with some embodiments.

It should be understood that at least some of the above described blocks of the process of FIG. **2** can be executed or performed in any order or sequence not limited to the order and sequence shown in and described in the figure. Also, some of the above blocks of the process of FIG. **2** can be executed or performed substantially simultaneously where appropriate or in parallel to reduce latency and processing times. Additionally or alternatively, some of the above described blocks of the process of FIG. **2** can be omitted.

In some implementations, any suitable computer readable media can be used for storing instructions for performing the functions and/or processes described herein. For example, in some implementations, computer readable media can be transitory or non-transitory. For example, non-transitory computer readable media can include media such as non-transitory forms of magnetic media (such as hard disks, floppy disks, etc.), non-transitory forms of optical media (such as compact discs, digital video discs, Blu-ray discs, etc.), non-transitory forms of semiconductor media (such as flash memory, electrically programmable read only memory (EPROM), electrically erasable programmable read only memory (EEPROM), etc.), any suitable media that is not fleeting or devoid of any semblance of permanence during transmission, and/or any suitable tangible media. As another example, transitory computer readable media can include signals on networks, in wires, conductors, optical fibers, circuits, any suitable media that is fleeting and devoid of any semblance of permanence during transmission, and/or any suitable intangible media.

In some embodiments, the mechanisms described herein can be used to implement an Internet based gaming product. In some embodiments of such a product, the roulette wheel and dealer can be located in a studio (or any other suitable location (such as a casino)) and players use a player device from a remote location to place bets. In some embodiments, the mechanisms described herein can be additionally or alternatively be used to implement a casino game in which the roulette wheel and dealer are in a casino and players use player devices (which can be the player devices described in connection with FIG. **1** and/or dedicated gaming devices, such as a gaming terminal) within the casino. In some embodiments, the mechanisms described herein can be implemented in a fully electronic manner wherein no dealer or real roulette wheel is present. Rather, the roulette wheel can be computer generated. Players can access the game using the player devices described in connection with FIG. **1** and/or dedicated gaming devices, such as a gaming terminal. This can be implemented in a casino and/or over the Internet.

Although the invention has been described and illustrated in the foregoing illustrative embodiments, it is understood that the present disclosure has been made only by way of example, and that numerous changes in the details of implementation of the invention can be made without departing from the spirit and scope of the invention, which is limited only by the claims that follow. Features of the disclosed embodiments can be combined and rearranged in various ways.

What is claimed is:

1. A system for wagering, comprising:
  - a roulette wheel;
  - a ball configured to be used in the roulette wheel;
  - at least one hardware processor collectively configured to:
    - generate a first graphical user interface for presentation on a first player device of a first player;
    - generate a second graphical user interface for presentation on a second player device of a second player;
    - receive first bet information for a first bet on a spin of the roulette wheel via the first graphical user interface, the first bet information corresponding to only a single first position on the roulette wheel;
    - receive second bet information for a second bet on the spin of the roulette wheel via the second graphical user interface, the second bet information corresponding to only a single second position on the roulette wheel that is different from the single first position;
    - determine that the roulette wheel and the ball have been spun for the spin of the roulette wheel;
    - randomly select a first selected position on the roulette wheel for the spin of the roulette wheel prior to the ball falling into an outcome position on the roulette wheel, wherein the first selected position is the same as the single first position;
    - determine a first payout for the first single position and a second payout for the single second position for the spin of the roulette wheel, wherein the first payout is higher than the second payout;
    - determine that the ball has fallen in the single first position for the spin of the roulette wheel; and
    - indicate that the first player is to be paid at the first payout for the spin of the roulette wheel.
2. The system of claim **1**, further comprising a display adjacent to the roulette wheel that indicates the first selected position.
3. The system of claim **2**, wherein the at least one hardware processor is further configured to cause a lightning visual effect to be presented in connection with indicating the first selected position.
4. The system of claim **2**, further comprising a camera having the roulette wheel and the display in its field of view, wherein the hardware processor is further configured to cause the images from the camera to be presented on the first player device and the second player device.
5. The system of claim **1**, wherein the at least one hardware processor is further configured to:
  - randomly select a second selected position on the roulette wheel; and
  - determine a payout for the second selected position that is different than the payout for the single first position.
6. The system of claim **1**, wherein the at least one hardware processor is further configured to cause the ball and the roulette wheel to automatically spin.
7. The system of claim **1**, wherein the first graphical user interface includes a roulette board and wherein the at least one hardware processor is further configured to highlight the

9

first selected position in response to the first selected position being randomly selected.

8. The system of claim 1, wherein the at least one hardware processor is further configured to indicate “500x” at the first selected position on a roulette board in the first graphical user interface.

9. A method for wagering, comprising:

generating, using at least one hardware processor, a first graphical user interface for presentation on a first player device of a first player;

generating, using the least one hardware processor, a second graphical user interface for presentation on a second player device of a second player;

receiving, using the at least one hardware processor, first bet information for a first bet on a spin of the roulette wheel via the first graphical user interface, the first bet information corresponding to only a single first position on the roulette wheel;

receiving, using the least one hardware processor, second bet information for a second bet on the spin of the roulette wheel via the second graphical user interface, the second bet information corresponding to only a single second position on the roulette wheel that is different from the single first position;

determining, using the least one hardware processor, that the roulette wheel and the ball have been spun for the spin of the roulette wheel;

randomly selecting, using the least one hardware processor, a first selected position on the roulette wheel for the spin of the roulette wheel prior to the ball falling into an outcome position on the roulette wheel, wherein the first selected position is the same as the single first position;

determining, using the least one hardware processor, a first payout for the single first position and a second payout for the single second position for the spin of the roulette wheel, wherein the first payout is higher than the second payout;

determining, using the least one hardware processor, that the ball has fallen in the single first position for the spin of the roulette wheel; and

indicating, using the least one hardware processor, that the first player is to be paid at the first payout for the spin of the roulette wheel.

10. The method of claim 9, further comprising indicating the first selected position on a display adjacent to the roulette wheel.

11. The method of claim 10, further comprising causing a lightning visual effect to be presented in connection with indicating the first selected position.

12. The method of claim 10, further comprising causing images from a camera having the roulette wheel and the display in its field of view to be presented on the first player device and the second player device.

13. The method of claim 9, further comprising:

randomly selecting a second selected position on the roulette wheel; and

determining a payout for the second selected position that is different than the payout for the single first position.

14. The method of claim 9, further comprising causing the ball and the roulette wheel to automatically spin.

15. The method of claim 9, wherein the first graphical user interface includes a roulette board and further comprising highlighting the first selected position in response to the first selected position being randomly selected.

10

16. The method of claim 9, further comprising indicating “500x” at the first selected position on a roulette board in the first graphical user interface.

17. A non-transitory computer-readable medium containing computer executable instructions that, when executed by at least one processor, cause the at least one processor to perform a method for wagering, the method comprising:

generating a first graphical user interface for presentation on a first player device of a first player;

generating a second graphical user interface for presentation on a second player device of a second player;

receiving first bet information for a first bet on a spin of the roulette wheel via the first graphical user interface, the first bet information corresponding to only a single first position on the roulette wheel;

receiving second bet information for a second bet on the spin of the roulette wheel via the second graphical user interface, the second bet information corresponding to only a single second position on the roulette wheel that is different from the single first position;

determining that the roulette wheel and the ball have been spun for the spin of the roulette wheel;

randomly selecting a first selected position on the roulette wheel for the spin of the roulette wheel prior to the ball falling into an outcome position on the roulette wheel, wherein the first selected position is the same as the single first position;

determining a first payout for the single first position and a second payout for the single second position for the spin of the roulette wheel, wherein the first payout is higher than the second payout;

determining that the ball has fallen in the single first position for the spin of the roulette wheel; and indicating that the first player is to be paid at the first payout for the spin of the roulette wheel.

18. The non-transitory computer-readable medium of claim 17, wherein the method further comprises indicating the first selected position on a display adjacent to the roulette wheel.

19. The non-transitory computer-readable medium of claim 18, wherein the method further comprises comprising causing a lightning visual effect to be presented in connection with indicating the first selected position.

20. The non-transitory computer-readable medium of claim 18, wherein the method further comprises causing images from a camera having the roulette wheel and the display in its field of view to be presented on the first player device and the second player device.

21. The non-transitory computer-readable medium of claim 17, wherein the method further comprises:

randomly selecting a second selected position on the roulette wheel; and

determining a payout for the second selected position that is different than the payout for the single first position.

22. The non-transitory computer-readable medium of claim 17, wherein the method further comprises causing the ball and the roulette wheel to automatically spin.

23. The non-transitory computer-readable medium of claim 17, wherein the first graphical user interface includes a roulette board and wherein the method further comprises highlighting the first selected position in response to the first selected position being randomly selected.

24. The non-transitory computer-readable medium of claim 17, wherein the method further comprises indicating “500x” at the first selected position on a roulette board in the first graphical user interface.

\* \* \* \* \*