



(12) **United States Patent**
Dugoni

(10) **Patent No.:** **US 9,819,788 B2**
(45) **Date of Patent:** **Nov. 14, 2017**

(54) **SYSTEM AND APPARATUS FOR SELECTIVELY LIMITING USER CONTROL OF AN ELECTRONIC DEVICE**

(71) Applicant: **Graham Dugoni**, San Francisco, CA (US)

(72) Inventor: **Graham Dugoni**, San Francisco, CA (US)

(*) Notice: Subject to any disclaimer, the term of this patent is extended or adjusted under 35 U.S.C. 154(b) by 20 days.

(21) Appl. No.: **14/692,530**

(22) Filed: **Apr. 21, 2015**

(65) **Prior Publication Data**
US 2016/0316053 A1 Oct. 27, 2016

(51) **Int. Cl.**
H04M 3/00 (2006.01)
H04M 1/00 (2006.01)
H04M 1/725 (2006.01)
H04W 12/08 (2009.01)
G06K 19/00 (2006.01)
G06K 19/07 (2006.01)
H04M 1/667 (2006.01)
H04M 1/18 (2006.01)

(52) **U.S. Cl.**
CPC **H04M 1/72577** (2013.01); **G06K 19/005** (2013.01); **G06K 19/0723** (2013.01); **H04M 1/667** (2013.01); **H04W 12/08** (2013.01); **H04M 1/185** (2013.01); **H04M 1/72572** (2013.01)

(58) **Field of Classification Search**
CPC H04W 24/00
USPC 455/418, 575.8
See application file for complete search history.

(56) **References Cited**

U.S. PATENT DOCUMENTS

5,977,876	A *	11/1999	Coleman	A45C 13/10
					340/539.1
6,218,929	B1 *	4/2001	Furuta	G07C 9/00309
					340/10.1
6,499,638	B2 *	12/2002	Campbell	B62J 9/001
					190/18 A
6,608,548	B1 *	8/2003	Pellaton	G07C 9/00912
					340/5.1
7,277,726	B2 *	10/2007	Ahya	H04W 24/00
					455/418
2004/0166910	A1 *	8/2004	Ha	A45C 11/00
					455/575.8
2011/0312394	A1 *	12/2011	Jeon	A45C 11/00
					455/575.8

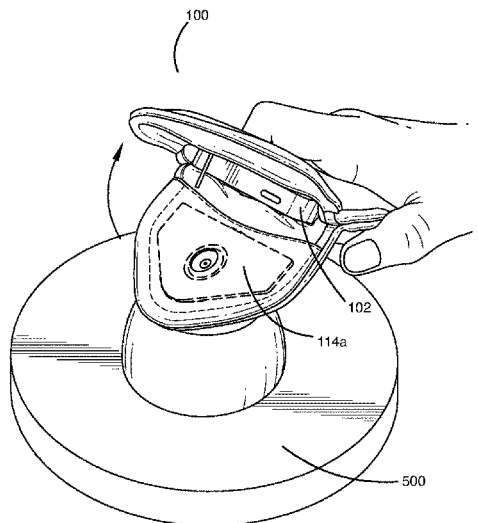
(Continued)

Primary Examiner — William D Cumming
(74) *Attorney, Agent, or Firm* — Omni Legal Group;
Omid E. Khalifeh

(57) **ABSTRACT**

A system and apparatus for selectively limiting user control of a mobile electronic device are provided. In an embodiment, the apparatus may be a case sized to receive a mobile electronic device, the case having a locking means to at least partially secure an opening thereof. When engaged, the locking means may be physically impenetrable by the user of the mobile electronic device and may further be configured to engage and disengage in the presence of one or more pre-determined conditions. For example, the lock may engage when the case is detected within a certain geographical region or even during a specified time. It is contemplated that providing disclosed systems and apparatuses may reduce undesirable behavior at communal events by eliminating distractions posed by mobile electronic devices and preventing unauthorized recordings, which together may enhance overall engagement at and enjoyment of such events.

9 Claims, 4 Drawing Sheets



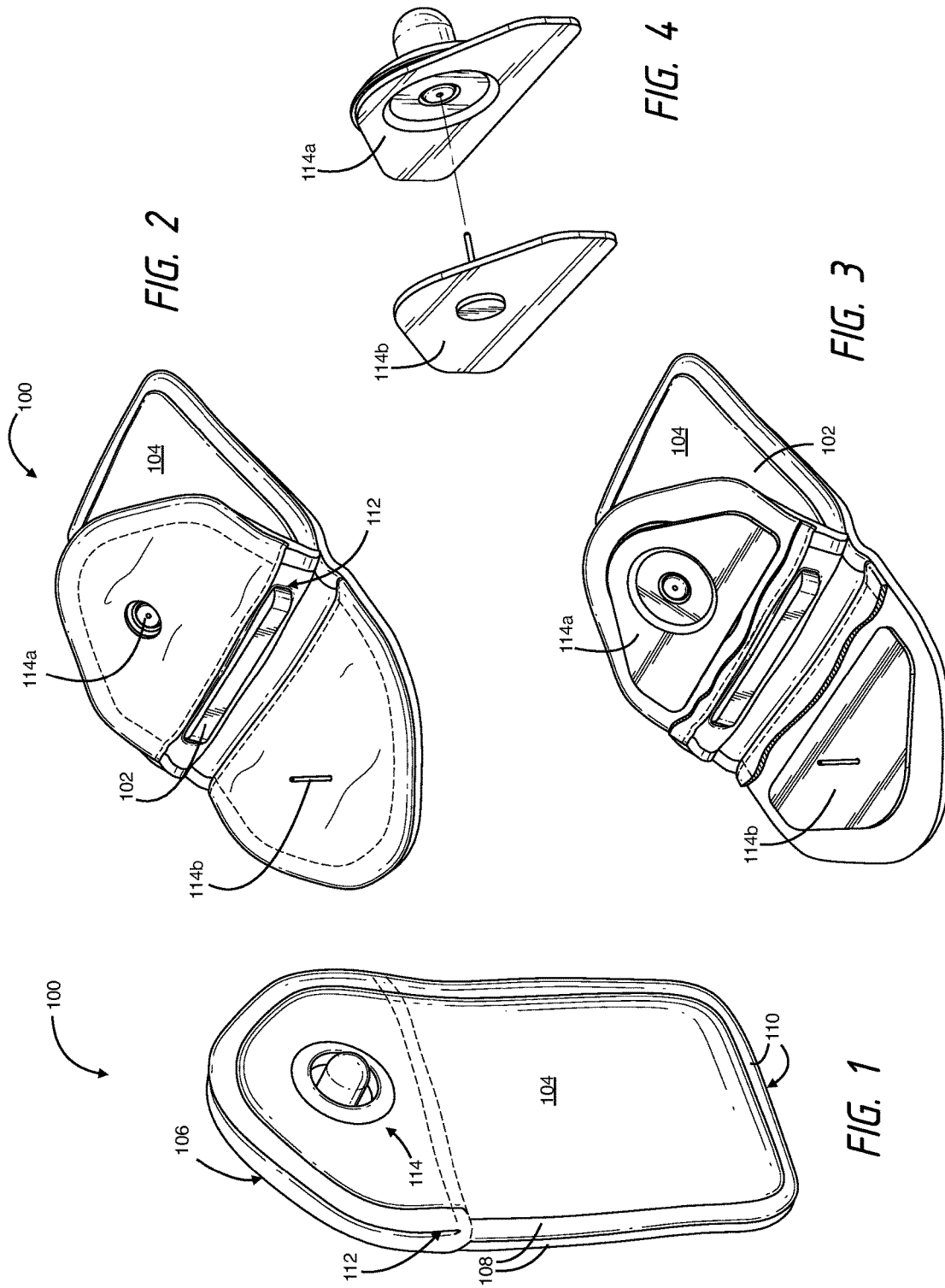
(56)

References Cited

U.S. PATENT DOCUMENTS

2012/0187003	A1*	7/2012	Stewart	B65D 5/4291 206/216
2012/0217275	A1*	8/2012	Yu	A45F 5/00 224/267

* cited by examiner



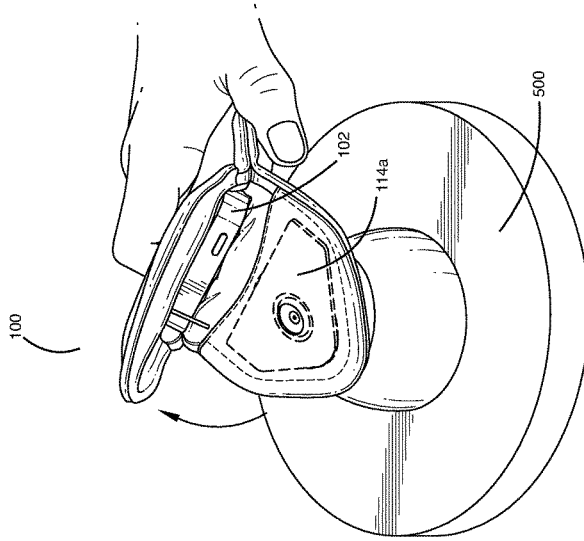


FIG. 6

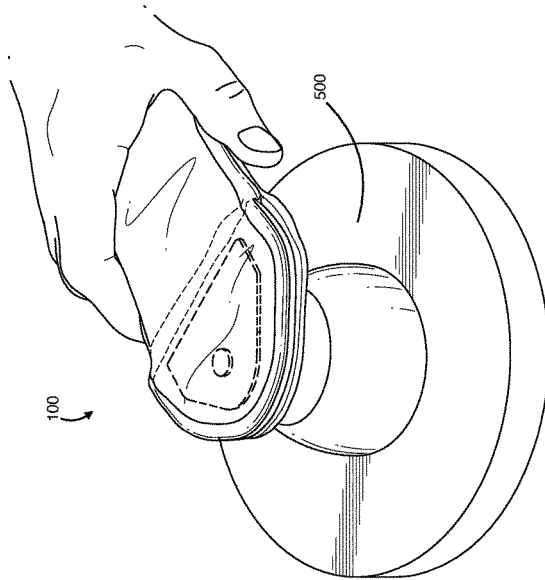


FIG. 5

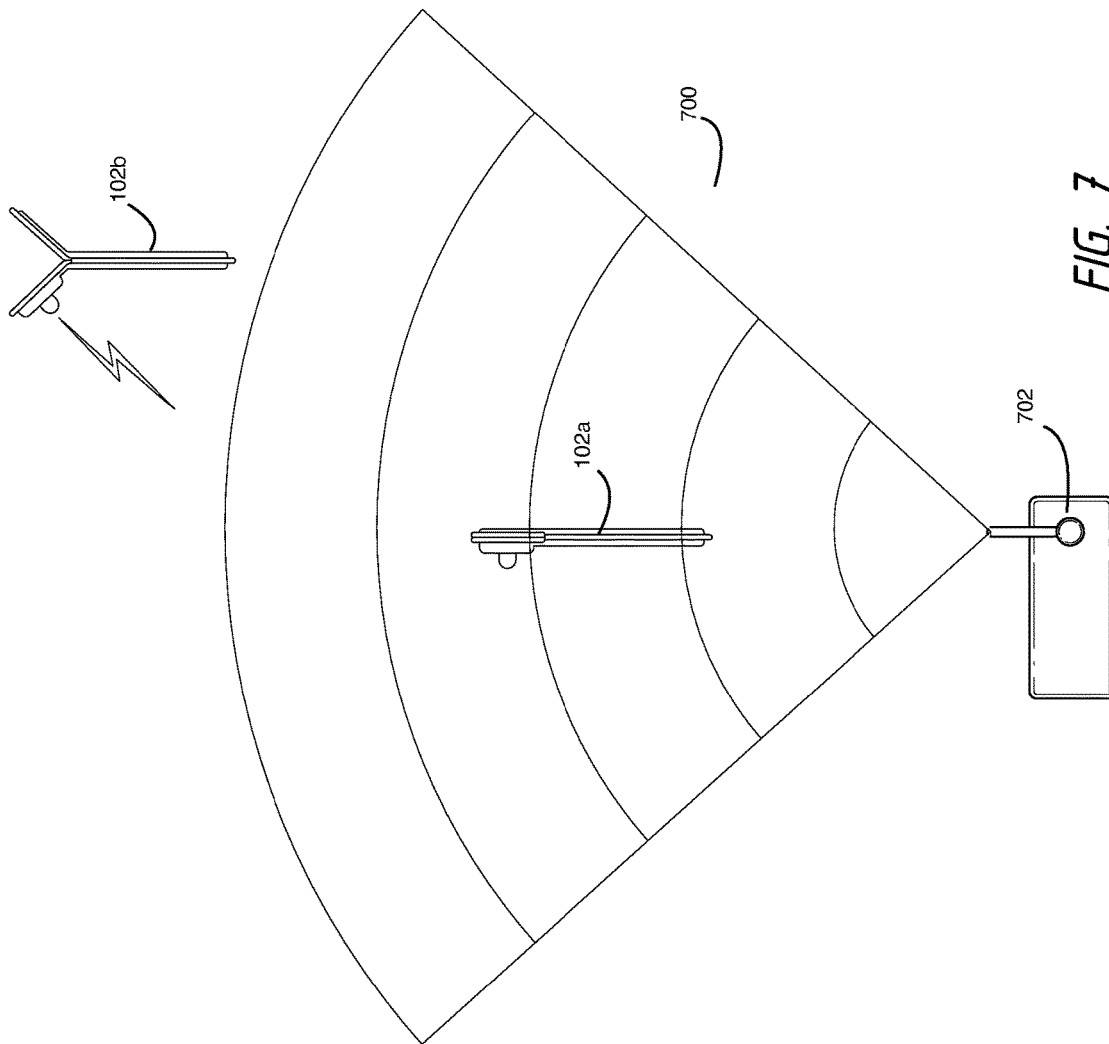


FIG. 7

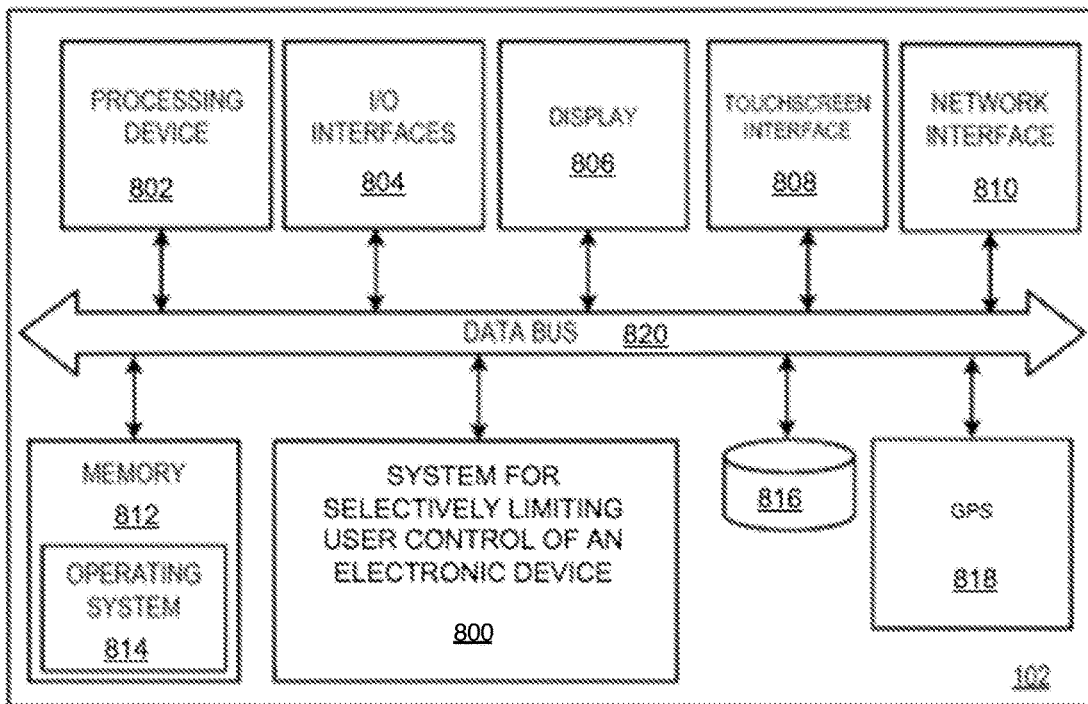


FIG. 8

1

SYSTEM AND APPARATUS FOR SELECTIVELY LIMITING USER CONTROL OF AN ELECTRONIC DEVICE

CROSS-REFERENCE TO RELATED APPLICATIONS

Pursuant to 35 USC 119, this application claims the right of priority to Provisional Patent Application Ser. No. 61/982,789 filed on Apr. 22, 2014. The content of said application is incorporated herein by reference in its entirety.

GOVERNMENT CONTRACT

Not applicable.

STATEMENT RE. FEDERALLY SPONSORED RESEARCH/DEVELOPMENT

Not applicable.

COPYRIGHT & TRADEMARK NOTICES

A portion of the disclosure of this patent document may contain material that is subject to copyright protection. This patent document may show and/or describe matter that is or may become trade dress of the owner. The copyright and trade dress owner has no objection to the facsimile reproduction by any one of the patent document or the patent disclosure, as it appears in the Patent and Trademark Office patent files or records, but otherwise reserves all copyrights and trade dress rights whatsoever.

TECHNICAL FIELD

The disclosed subject matter relates generally to systems and apparatuses for limiting functionality of personal electronic devices and, more particularly, to locking cases and other techniques that selectively limit a user's ability to access and control such electronic devices until predetermined conditions, such as geographic location and passage of time, are met.

BACKGROUND

Handheld and mobile electronic devices have become ubiquitous for conveniently enhancing wireless communication and connectivity. Still, the extent of their pervasive use has also proven to be unwelcome in certain settings.

In many instances, mobile electronic devices can distract users from appreciating their surroundings and company of others to a full extent. For example, many who bring their mobile electronic devices, such as cell phones, to social outings may find themselves foregoing live conversation to check their phones for text messages, missed calls, and other virtual communications. Additionally, as photo and video recording capabilities have improved, users have increasingly taken to using their mobile electronic devices to record performers, speakers, and even athletes at live events. This can be distracting to the performers and to others in the audience, detracting from overall enjoyment of the event. Indeed, this can even be harmful to the intellectual property rights of performers whose copyrighted or otherwise valuable and legally protectable displays and performances are digitally recorded and distributed without authorization.

Attempts have been made to limit use of mobile electronic devices. For example, U.S. Pat. No. 7,181,229 to Singh et al.

2

discloses a system that, in part, shuts off a cell phone and prevents a user from turning the cell phone on while it is within a restricted area, such as a car. This solution is deficient however, because it completely prevents users from being notified of any incoming calls or messages that may require the user's attention. The '229 patent further discloses a system that limits cell phone function when it is detected within an automobile. Aside from the geographically limited application of this invention, it is also deficient because it fails to blocks the screen to diminish possible temptation to use the device.

Other attempts to discourage use of mobile electronic devices at communal events and in certain venues have been largely ineffective. For example, providing signs and instructions to refrain from using mobile electronic devices in certain areas and/or during specified time periods are often ignored. Moreover, requiring people to leave mobile electronic devices at home, turn them off, or to physically turn them over to venue staff for the duration of an event is often met with resistance. This may be because users prefer not to be separated from their valuable personal property, fearing theft of their devices and electronically stored information, and even the risk of missing important messages or other notifications.

Thus, although various proposals have been made to solve the problem, none of those in existence combine the characteristics of the present invention. Therefore, there remains a need for a system and apparatus that selectively limits access to and/or disables functions of a mobile electronic device.

SUMMARY

The present disclosure is directed to techniques for limiting access to and control of personal mobile electronic devices within certain geographic locations or even during specified periods of time.

For purposes of summarizing, certain aspects, advantages, and novel features have been described. It is to be understood that not all such advantages may be achieved in accordance with any one particular embodiment. Thus, the disclosed subject matter may be embodied or carried out in a manner that achieves or optimizes one advantage or group of advantages without achieving all advantages as may be taught or suggested.

In one embodiment, among others, the apparatus is a case sized to accommodate a mobile electronic device. More particularly, the case may comprise a front and a rear panel secured together along longitudinally opposed side edges and laterally opposed lower edges. Configured in this manner, the front and rear panels and sealed edges may define an opening to receive the mobile electronic device.

The case may additionally comprise a locking means for at least partially securing the opening. The locking means may comprise opposing plates disposed on or within the front and rear panels of the case. More particularly, opposing plates respectively having securably mateable female and a male members are contemplated. It is additionally contemplated that the locking means may first render the electronic device inaccessible to the user, or in other words possessor, of the device and second be non-disengageable by the user of the mobile electronic device until predetermined condition is met. In other words, when engaged, the locking means may be physically impenetrable by the user of the mobile electronic device and may further be configured to disengage to provide the user with access to his or her mobile electronic device only under certain circumstances.

For example, predetermined condition may relate to geographic location or timing. Indeed, in one embodiment, the case may be used to render a mobile electronic device inaccessible during a communal event such as a show, demonstration, display, or athletic competition within a concert hall, center, arena, or similar venue. In such scenarios, the locking means may only become disengageable if a user leaves the venue. Alternatively, the locking means may only become disengageable at such a time as the communal event is completed. As yet another alternative, the locking means may become disengageable when a user locates venue staff who are equipped to physically disengage the locking means on their behalf.

In an embodiment, the locking means may be remotely engageable and disengageable. The locking means may be equipped with electronic receivers such as a radio frequency identification (RFID) configured to instruct the locking means to alternatively engage and disengage when it receives a signal from a proximity transmitter indicating that the case has respectively entered and exited defined geographical region. Thus, for example, the locking means may receive instructions to lock the device when it is located within an audience seating area of a venue or concert hall. Then, the locking device may receive instructions to unlock the device when it is located outside of the audience area of a venue or concert hall.

In still another embodiment, the locking device may be equipped with a microprocessor configured to receive Bluetooth™ or other wireless data signals from a beacon or transmitter within a defined perimeter. Thus, for example, receipt of a wireless data signal may cause the locking means on the case to engage so that it restricts access to the mobile electronic device housed within the case. In other examples, the absence of a wireless data signal may cause the locking device to engage.

It is contemplated that providing disclosed systems and apparatuses according to the disclosure and claims provided below may reduce undesirable behavior at communal events by eliminating distractions posed by mobile electronic devices and preventing unauthorized recordings, which together may enhance overall engagement at and enjoyment of such events.

Thus, it is an object of the invention to eliminate distractions caused by use of mobile electronic devices at communal events.

It is another object of the invention to prevent users from controlling their mobile electronic devices within certain locations.

It is yet another object of the invention to prevent users from controlling their mobile electronic devices during certain periods of time.

It is still another object of the invention to avoid possible infringement of intellectual property rights caused by unauthorized use of recording features available on many mobile electronic devices.

It is another object of the invention to protect personal privacy of those surrounding users of mobile electronic devices at communal events by preventing such users from photographing and recording them, and even further preventing such users from sharing any impermissibly captured photos and recordings.

One or more of the above-disclosed embodiments, in addition to certain alternatives, are provided in further detail below with reference to the attached figures. The disclosed subject matter is not, however, limited to any particular embodiment disclosed.

BRIEF DESCRIPTION OF THE DRAWINGS

FIG. 1 is a perspective view of an embodiment of the case for selectively limiting user control of an electronic device.

FIG. 2 is an alternate perspective view of an embodiment of the case for selectively limiting user control of an electronic device.

FIG. 3 is a skeletal view of an embodiment of the case for selectively limiting user control of an electronic device.

FIG. 4 illustrates an embodiment of means for locking the embodiment of the case for selectively limiting user control of an electronic device in FIGS. 1-3.

FIGS. 5 and 6 show an embodiment of means for unlocking an embodiment of the case for selectively limiting user control of an electronic device.

FIG. 7 is a schematic representation of an embodiment of the system for selectively limiting user control of an electronic device.

FIG. 8 illustrates an exemplary embodiment of a mobile electronic device practicing an embodiment of the system for selectively limiting user control of the electronic device.

The disclosed embodiments may be better understood by referring to the figures in the attached drawings, as provided below. The attached figures are provided as non-limiting examples for providing an enabling description of the system and apparatus claimed. Attention is called to the fact, however, that the appended drawings illustrate only typical embodiments of this invention and are therefore not to be considered as limiting of its scope. One skilled in the art will understand that the invention may be practiced without some of the details included in order to provide a thorough enabling description of such embodiments. Well-known structures and functions have not been shown or described in detail to avoid unnecessarily obscuring the description of the embodiments.

One embodiment of the invention is implemented as a program product for use with a computer system. The program(s) of the program product defines functions of the embodiments (including the methods described herein) and can be contained on a variety of computer-readable storage media. Illustrative computer-readable storage media include, but are not limited to: (i) non-writable storage media (e.g., read-only memory devices within a computer such as CD-ROM disks readable by a CD-ROM drive) on which information is permanently stored; (ii) writable storage media (e.g., floppy disks within a diskette drive or hard-disk drive) on which alterable information is stored. Such computer-readable storage media, when carrying computer-readable instructions that direct the functions of the present invention, are embodiments of the present invention. Other media include communications media through which information is conveyed to a computer, such as through a computer or telephone network, including wireless communications networks. The latter embodiment specifically includes transmitting information to/from the Internet and other networks. Such communications media, when carrying computer-readable instructions that direct the functions of the present invention, are embodiments of the present invention. Broadly, computer-readable storage media and communications media may be referred to herein as computer-readable media.

In general, the routines executed to implement the embodiments of the invention, may be part of an operating system or a specific application, component, program, module, object, or sequence of instructions. The computer program of the present invention typically is comprised of a multitude of instructions that will be translated by the native

5

computer into a machine-readable format and hence executable instructions. Also, programs are comprised of variables and data structures that either reside locally to the program or are found in memory or on storage devices. In addition, various programs described hereinafter may be identified based upon the application for which they are implemented in a specific embodiment of the invention. However, it should be appreciated that any particular program nomenclature that follows is used merely for convenience, and thus the invention should not be limited to use solely in any specific application identified and/or implied by such nomenclature.

For simplicity and clarity of illustration, the drawing figures illustrate the general manner of construction, and descriptions and details of well-known features and techniques may be omitted to avoid unnecessarily obscuring the invention. Additionally, elements in the drawing figures are not necessarily drawn to scale. For example, the dimensions of some of the elements in the figures may be exaggerated relative to other elements to help improve understanding of embodiments of the present invention. The same reference numerals in different figures denote the same elements.

The terms “first,” “second,” “third,” “fourth,” and the like in the description and in the claims, if any, are used for distinguishing between similar elements and not necessarily for describing a particular sequential or chronological order. It is to be understood that the terms so used are interchangeable under appropriate circumstances such that the embodiments described herein are, for example, capable of operation in sequences other than those illustrated or otherwise described herein. Furthermore, the terms “include,” and “have,” and any variations thereof, are intended to cover a non-exclusive inclusion, such that a process, method, system, article, device, or apparatus that comprises a list of elements is not necessarily limited to those elements, but may include other elements not expressly listed or inherent to such process, method, system, article, device, or apparatus.

The terms “couple,” “coupled,” “couples,” “coupling,” and the like should be broadly understood and refer to connecting two or more elements or signals, electrically, mechanically or otherwise. Two or more electrical elements may be electrically coupled, but not mechanically or otherwise coupled; two or more mechanical elements may be mechanically coupled, but not electrically or otherwise coupled; two or more electrical elements may be mechanically coupled, but not electrically or otherwise coupled. Coupling (whether mechanical, electrical, or otherwise) may be for any length of time, e.g., permanent or semi-permanent or only for an instant.

DETAILED DESCRIPTION

Having summarized various aspects of the present disclosure, reference will now be made in detail to that which is illustrated in the drawings. While the disclosure will be described in connection with these drawings, there is no intent to limit it to the embodiment or embodiments disclosed herein. Rather, the intent is to cover all alternatives, modifications and equivalents included within the spirit and scope of the disclosure as defined by the appended claims.

With reference to FIGS. 1-4 the apparatus for selectively limiting user control of an electronic device may be embodied as a case 100 sized to accommodate a mobile electronic device 102. More particularly, the case may comprise a front 104 and a rear panel 106 secured together along longitudinally opposed side edges 108 and laterally opposed lower

6

edges 110. The lower edges 110 may be secured by permanently stitching or gluing together, while the side edges 108 may be stitched or glued upward from the lower toward an opening 112 that is defined by the front and rear panels 104, 106 and permanently secured edges 108, 110 and further sized to receive the mobile electronic device 102.

As illustrated, one embodiment of the apparatus may be a soft, flexible case. It may comprise various rugged materials such as neoprene, lycra, silicone rubber, spandex, vinyl, canvas, and any other material or combinations of materials sufficient to temporarily house a mobile electronic device. Additionally, various other configurations are contemplated for the shape of the apparatus as well. For example, the invention may comprise a rigid shell or box having a securable opening to receive a mobile electronic device. As such, one skilled in the art will recognize that the illustrated figures are offered by way of example and ease of understanding only, not of limitation.

The apparatus for selectively limiting user control of an electronic device further comprises a locking means 114 for at least partially securing the opening 112 so the mobile electronic device 102 is may be rendered inaccessible to and further uncontrollable by the user of the device although it may still remain in his possession.

In one embodiment, the locking means 114 comprises opposing plates disposed on or within the front and rear panels 106, 108 of the case 100, and to effect locking, each opposing plate has one of a securably mateable female 114a and male 114b member. Other locking means are, of course, contemplated. For example, magnetic plates, selectively releasable mesh, lockable zippers, and other means for at least partially securing the opening 112 may be sufficient to practice the invention. In this manner, the locking means 114 may first render the electronic device 102 inaccessible to the user by at least partially securing the opening 112 of the device, and second be non-disengageable by the user of the mobile electronic device until a predetermined condition is met.

One or more embodiments of the case 100 may be configured to selectively limit access to a mobile electronic device 102 in response to various predetermined conditions. In one embodiment, the case may be outfitted with locking means 114 comprising a manual, key-operated latch wherein means for unlocking comprise a corresponding key. In such an embodiment, the case 100 may be manually locked or unlocked by venue staff or other members in possession of such a key. Thus, the system for selectively limiting user control of an electronic device may involve a predetermined condition requiring the user of the electronic device 102 to locate venue staff or other members in possession of the key to manually unlock the case 100 on user's behalf.

With reference to FIGS. 5 and 6, the system 500 for selectively limiting user control of an electronic device may comprise a locking means 114 having electronic receivers, such as a radio frequency identification (RFID) tag and means for unlocking the case 100 comprising an electronic article surveillance (EAS) detacher 502 for separating the mating portions of the locking means 114. The EAS detacher 502 may be, for example, any of those known in the to contain strong magnets that interrupt electromagnetic fields such as those in the range of radio frequencies. Thus, in one embodiment represented by FIG. 5, the at least partially secured locking means 114 may be touched to the EAS detacher 502 so that any electromagnetic fields enabling the locking means 114 to remain secured are interrupted. This, in turn, may allow the locking means 114 to become unsecured and further exposes the mobile electronic device

102 within the case as in FIG. 6. In such an embodiment, it is contemplated that the predetermined condition involves locating an EAS detacher. In the event that the system and apparatus for selectively limiting user control of an electronic device is employed to reduce distractions at a communal event, such means for unlocking the case may be placed out side of any audience viewing area or even at venue exit ways.

The means for unlocking the case may also operate remotely to cause the case to automatically lock and unlock. For example, in one embodiment, the locking means may automatically lock and unlock when the case is determined to be, respectively, within and outside of a defined geographical region. For example, with reference to FIG. 7, another embodiment of the system may comprise locking means **114** having electronic receivers such as the aforementioned RFID tag disposed therein and further configured to instruct the locking means to alternatively engage and disengage when it receives a signal from a proximity transmitter **702**. Thus, for example, the locking means may receive instructions to lock the device when it is located in **100a** the geographical region **704** within reach of the transmitter **702**. Then, the locking means **114** may receive instructions to unlock the device when it is located outside **100b** of the geographical region **704** within reach of the transmitter **702**. In such an embodiment, it is contemplated that the predetermined condition requires a user to exit a geographical region to regain access and control of his or her mobile electronic device. As a more particularized example, a transmitter signal may be configured to cover the geographical region of an audience seating area at a venue hosting a communal event. When within the audience seating area, the case **100a** may remain secured so that a user is unable to access or control the mobile electronic device contained therein. However, when the case **100b** travels outside of the audience seating area, such as to a foyer, lobby, or restroom, the locking means **114** may become unsecured to provide access to the mobile electronic device. It should be understood that such a limitation is offered by way of example only. The transmitter signal may be configured to cover any desirable area, and indeed a plurality of transmitters **702** may even be employed to enlarge or otherwise define the geographical region affecting access and control of the mobile electronic device.

In still another embodiment, the locking device may be equipped with a microprocessor configured to receive Bluetooth™ or other wireless data signals from a beacon or transmitter within a defined perimeter. Thus, for example, receipt of a wireless data signal may cause the locking means on the case to engage so that it restricts access to the mobile electronic device housed within the case. In other examples, the absence of a wireless data signal may cause the locking device to engage.

In addition to geographical proximity to electromagnetic and other wireless data signals, the predetermined condition may also or alternatively relate to the passage of time. For example, the locking means may automatically become unsecured at the time that a communal event is scheduled to end or even during intermissions. Thus a transmitter may produce a signal causing the locking means to remain secured for a period of time. When the period of time elapses, the transmitter may stop producing the signal so that the locking means becomes unsecured. Of course, various other predetermined conditions and means for unlocking may signal or prompt the release of the locking means, and the foregoing are offered only for the purpose of enabling the system and apparatus. In any event, when engaged, the

locking means may be physically impenetrable by the user of the mobile electronic device and may further be configured to automatically or manually disengage to provide the user with access to his or her mobile electronic device only under certain circumstances.

In still another embodiment, the mobile electronic device **102** itself includes an embodiment of the system for selectively limiting user control of an electronic device. The system can be implemented in numerous ways such as, for example and without limitation, those discussed above, and even as an application executed on the mobile electronic device **102**. In operation, an embodiment of the system receives information from integrated positioning technology, such Global Position Systems (GPS) to selectively limit a user's ability to control his or her mobile electronic device. Of course, one skilled in the art will recognize that various methods of determining the location of a mobile electronic device can be used.

In a further embodiment, a geofence may be created around a venue for a communal event, or other location where it may be desirable to limit use of a mobile electronic device, so that the system automatically disables certain functional capabilities of the mobile electronic device **102** any time the device comes within a predetermined distance of the venue or other location. For example, a mobile electronic device within the geofence may be rendered incapable of sending or receiving voice and/or text messages. As another example, a mobile electronic device within the geofence may be incapable of running applications or other programs operative to capture audio and/or visual recordings. As yet another example, a mobile electronic device within the geofence may be rendered incapable of receiving or transmitting data through the Internet and other networks.

FIG. 8 illustrates an exemplary embodiment of a mobile electronic device **102** that may be compatible with one or more embodiments of the disclosed system and apparatus. The mobile electronic device **102** may be a cell phone, smart phone, or tablet computer but may also be embodied in any one of a wide variety of wired and/or wireless computing devices. As shown in FIG. 8, mobile electronic device **102** includes a processing device (processor) **802**, input/output interfaces **804**, a display **806**, a touchscreen interface **808**, a network interface **810**, memory **812**, and operating system **814**, a mass storage **816** and a GPS **818**, with each communicating across a local data bus **820**. Additionally, mobile electronic device **802** incorporates a system for selectively limiting user control of an electronic device **102**, which may optionally be configured to include programming instructions to selectively disable any of the aforementioned features of the mobile electronic device **102**. For example, in one embodiment, the system for selectively limiting user control of an electronic device **102** may communicate instructions to disable input/output interfaces **804**.

The processing device **802** may include any custom made or commercially available processor, a central processing unit (CPU) or an auxiliary processor among several processors associated with the mobile electronic device **102**, a semiconductor based microprocessor (in the form of a microchip), a macroprocessor, one or more application specific integrated circuits (ASICs), a plurality of suitably configured digital logic gates, and other electrical configurations comprising discrete elements both individually and in various combinations to coordinate the overall operation of the system.

The memory **812** can include any one of a combination of volatile memory elements (e.g., random-access memory

(RAM, such as DRAM, and SRAM, etc.)) and nonvolatile memory elements. The memory typically comprises native operating system **814**, one or more native applications, emulation systems, or emulated applications for any of a variety of operating systems and/or emulated hardware platforms, emulated operating systems, etc. For example, the applications may include application specific software which may comprise some or all the components of the mobile electronic device **102**. In accordance with such embodiments, the components are stored in memory and executed by the processing device. Note that although depicted separately in FIG. **8**, the system selectively limiting user control of an electronic device **102** may be resident in memory such as memory **812**.

Touchscreen interface **808** may be configured to detect contact within the display area of the display **806** and provides such functionality as on-screen buttons, menus, keyboards, etc. that allows users to navigate user interfaces by touch. Some embodiment of the mobile electronic device **102** will even comprise GPS **818** or other means to determine the location of the mobile electronic device **102**.

One of ordinary skill in the art will appreciate that the memory **814** can, and typically will, comprise other components that have been omitted for purposes of brevity. Note that in the context of this disclosure, a non-transitory computer-readable medium stores one or more programs for use by or in connection with an instruction execution system, apparatus, or device. With further reference to FIG. **8**, network interface device **810** comprises various components used to transmit and/or receive data over a networked environment. When such components are embodied as an application, such as an application for executing and embodiment of the system for selectively limiting user control of the electronic device, the one or more components may be stored on a non-transitory computer-readable medium and executed by the processing device.

It should be emphasized that the above-described embodiments are merely examples of possible implementations. Many variations and modifications may be made to the above-described embodiments without departing from the principles of the present disclosure. All such modifications and variations are intended to be included herein within the scope of this disclosure and protected by the following claims.

Moreover, embodiments and limitations disclosed herein are not dedicated to the public under the doctrine of dedication if the embodiments and/or limitations: (1) are not expressly claimed in the claims; and (2) are or are potentially equivalents of express elements and/or limitations in the claims under the doctrine of equivalents.

CONCLUSIONS, RAMIFICATIONS, AND SCOPE

While certain embodiments of the invention have been illustrated and described, various modifications are contemplated and can be made without departing from the spirit and scope of the invention. For example, communal events are discussed as venues for implementation of the invention, however it is contemplated that the system and apparatus disclosed may be applied to small scale and even private venues such as for example, a private home, a restaurant, members-only club, and even automobile or other vehicle. Accordingly, it is intended that the invention not be limited, except as by the appended claim(s).

The teachings disclosed herein may be applied to other systems and apparatuses, and may not necessarily be limited

to any described herein. The elements and acts of the various embodiments described above can be combined to provide further embodiments. All of the above patents and applications and other references, including any that may be listed in accompanying filing papers, are incorporated herein by reference. Aspects of the invention can be modified, if necessary, to employ the systems, functions and concepts of the various references described above to provide yet further embodiments of the invention.

Particular terminology used when describing certain features or aspects of the invention should not be taken to imply that the terminology is being refined herein to be restricted to any specific characteristics, features, or aspects of the system and apparatus for selectively limiting user control of an electronic device with which that terminology is associated. In general, the terms used in the following claims should not be constructed to limit the system and apparatus for selectively limiting user control of an electronic device to the specific embodiments disclosed in the specification unless the above description section explicitly define such terms. Accordingly, the actual scope encompasses not only the disclosed embodiments, but also all equivalent ways of practicing or implementing the disclosed system and apparatus. The above description of embodiments of the system and apparatus for selectively limiting user control of an electronic device is not intended to be exhaustive or limited to the precise form disclosed above or to a particular field of usage.

While specific embodiments of, and examples for, the method, system, and apparatus are described above for illustrative purposes, various equivalent modifications are possible for which those skilled in the relevant art will recognize.

While certain aspects of the method and system disclosed are presented below in particular claim forms, various aspects of the system and apparatus are contemplated in any number of claim forms. Thus, the inventor reserves the right to add additional claims after filing the application to pursue such additional claim forms for other aspects of the system and apparatus for selectively limiting user control of an electronic device.

What is claimed is:

1. A case for selectively limiting a user's ability to control such user's own mobile electronic device, comprising, a shell defining a cavity sized to accommodate the user's mobile electronic device and having an opening to receive the user's mobile electronic device therein; and a locking means for at least partially securing the opening of the shell so that the electronic device is rendered inaccessible to the user, the locking means being further non-disengageable by the user of the mobile electronic device; wherein the predetermined condition is physical presence of the case outside of a defined geographical region.
2. A case for selectively limiting a user's ability to control such user's own mobile electronic device, comprising, a shell defining a cavity sized to accommodate the user's mobile electronic device and having an opening to receive the user's mobile electronic device therein; and a locking means for at least partially securing the opening of the shell so that the electronic device is rendered inaccessible to the user, the locking means being further non-disengageable by the user of the mobile electronic device; wherein the predetermined condition is the passage of time.

11

3. A system for selectively limiting a user's control of such user's own electronic device, comprising:

a case sized to receive the user's mobile electronic device having

a front and a rear panel each having first and second longitudinally opposed side edges and laterally opposed lower edges,

the first, second, and lower edges being secured together to define an opening for receiving a mobile electronic device, the case operative to become locked so that the user is unable to access his own mobile electronic device contained therein until a predetermined condition is met;

a locking means for at least partially securing the opening; and

means for unlocking the case.

4. The case of claim 3, wherein the locking means comprises a female and a male plate, the plates respectively disposed on each of the front and rear panels and configured to securably mate with one another.

12

5. The case of claim 4, wherein at least one of the female and male plates comprise a radio frequency identification tag operative to receive instructions from a remote transmitter to disengage the locking means when the predetermined condition is met.

6. The case of claim 3, wherein a microprocessor is further disposed in one or both of the female and male plates to receive a wireless data signal from a beacon or transmitter to disengage the locking means when the predetermined condition is met.

7. The case of claim 3, wherein the predetermined condition is physical presence outside of a defined geographical region.

8. The case of claim 3, wherein the predetermined condition is the passage of time.

9. The system of claim 3, wherein the mobile electronic device is operative to receive instructions to disable one or more coded functions of the mobile electronic device.

* * * * *