

UNITED STATES
PATENT AND TRADEMARK OFFICE



PTAB Trial Statistics

May 2025

IPR, PGR

Patent Trial and Appeal Board

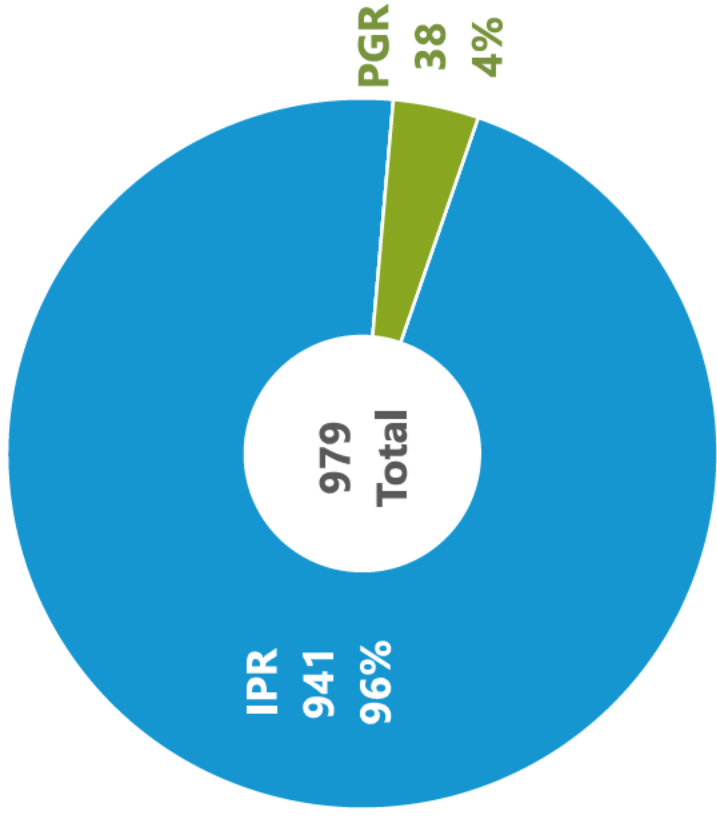


UNITED STATES
PATENT AND TRADEMARK OFFICE ©

Systems, Inc. QPrivacy USA LLC
QPrivacy EX, 2004
2 of 10

Petitions filed by trial type

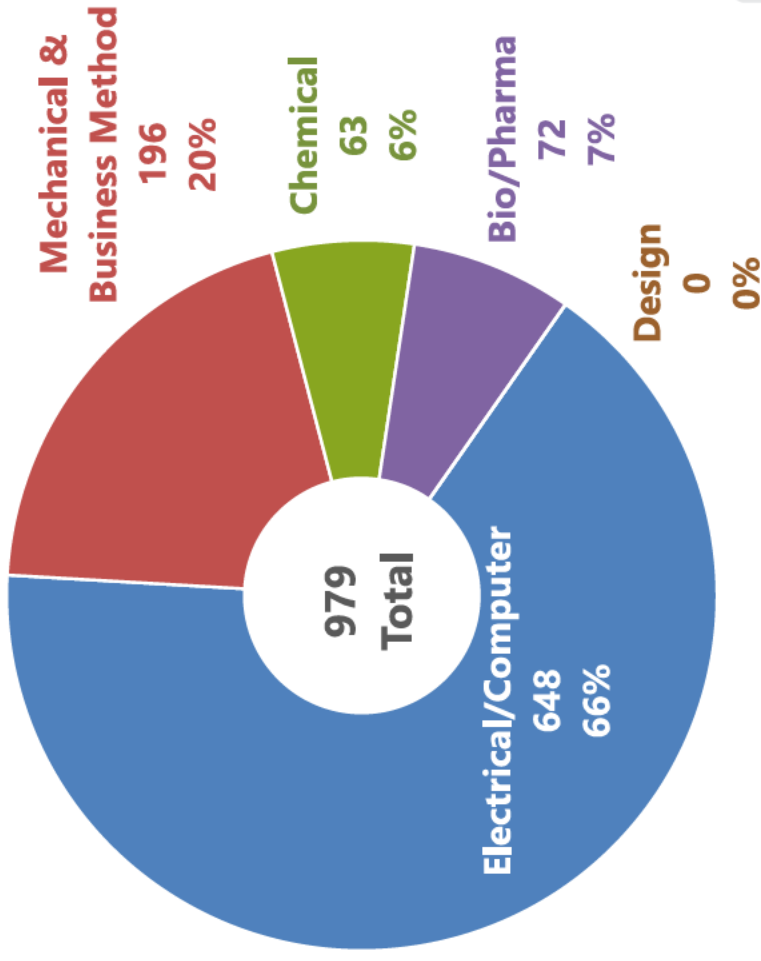
(FY 25 through May: Oct. 1, 2024 to May 31, 2025)



Trial types include Inter Partes Review (IPR) and Post Grant Review (PGR).

Petitions filed by technology

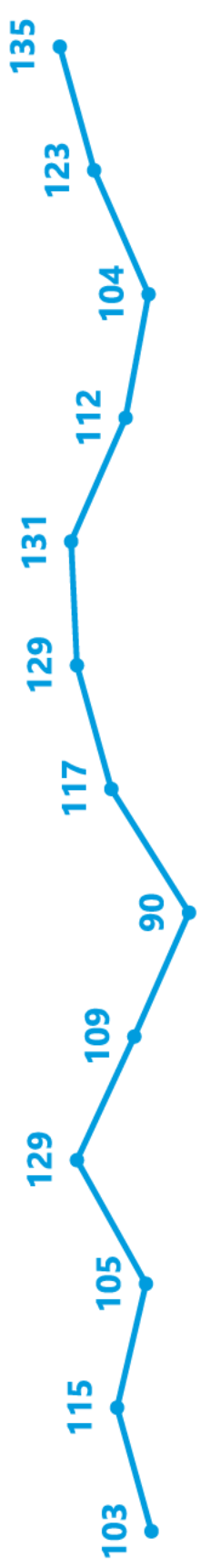
(FY 25 through May: Oct. 1, 2024 to May 31, 2025)



Petitions filed by month

(May 2025 and Prior 12 Months: May 1, 2024 to May 31, 2025)

IPR (941 IPRs in FY 25)



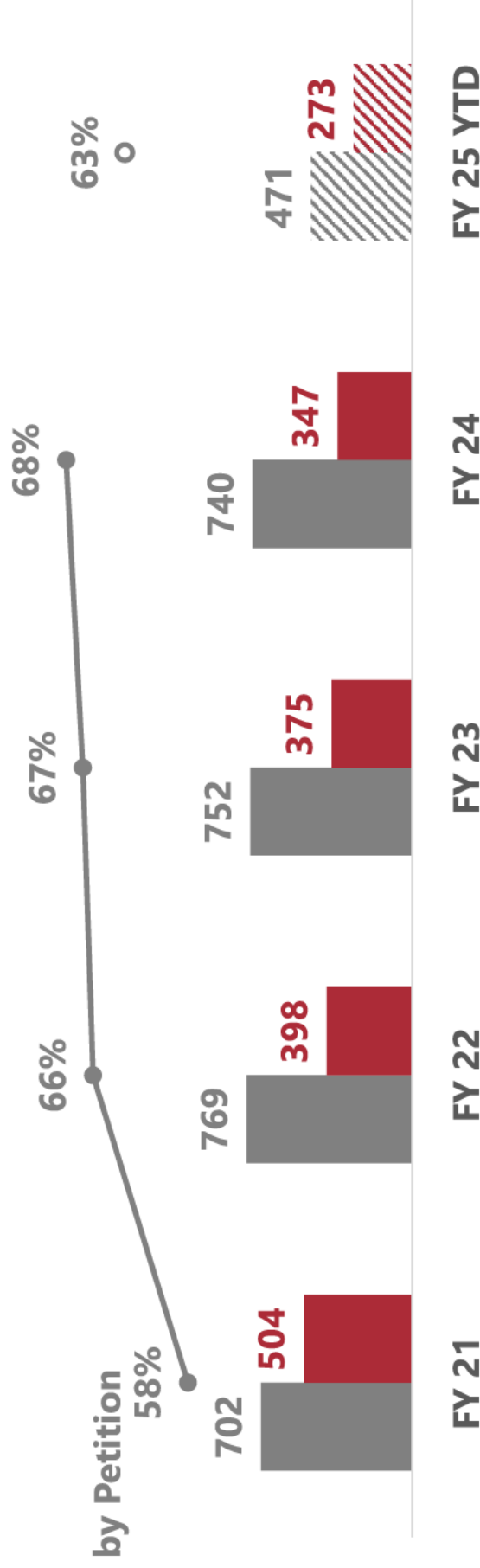
PGR (38 PGRs in FY 25)



Institution rates by petition

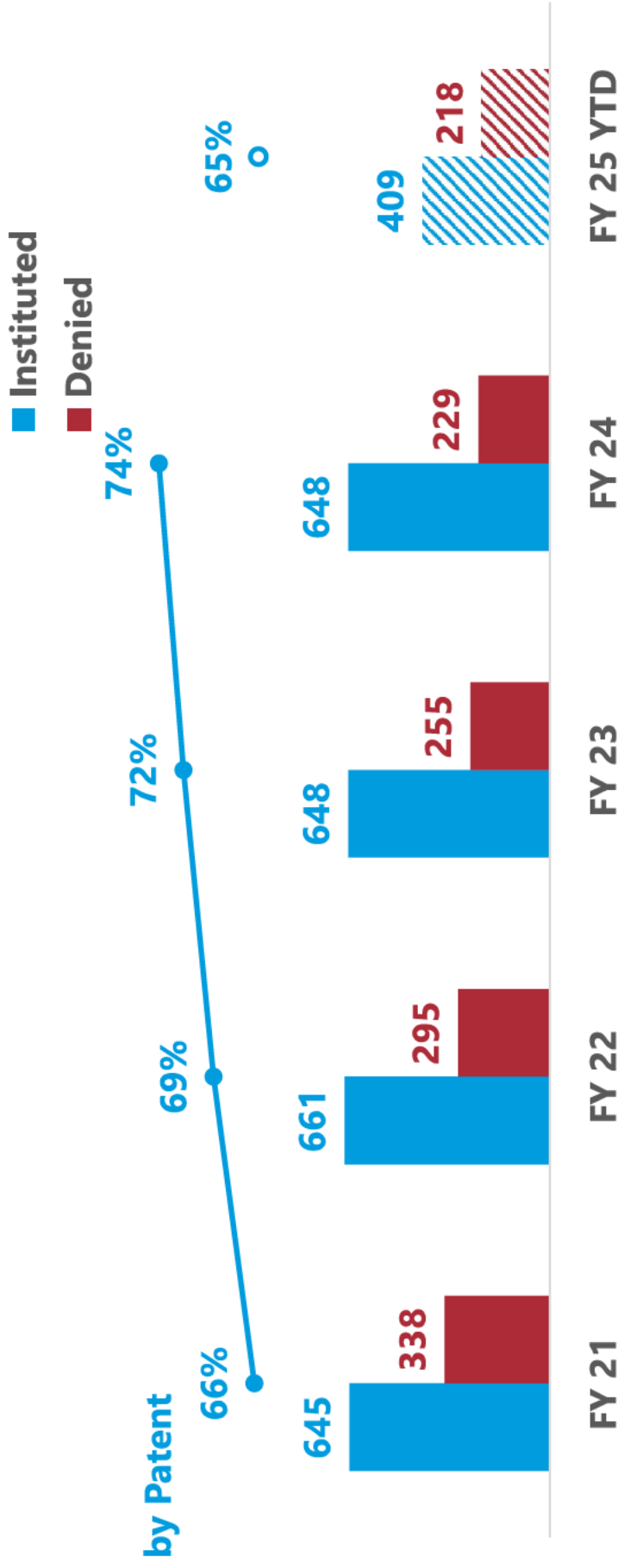
(FY 21 to FY 25 through May: Oct. 1, 2020 to May 31, 2025)

■ Instituted
■ Denied




Institution rates by patent

(FY 21 to FY 25 through May: Oct. 1, 2020 to May 31, 2025)



Institution rates by technology

(FY 25 through May: Oct. 1, 2024 to May 31, 2025)



Institution rate for each technology is calculated by dividing petitions instituted by decisions on institution (i.e., petitions instituted plus petitions denied). The outcomes of decisions on institution responsive to requests for rehearing are excluded. Cisco Systems, Inc. v. QPrivacy USA LLC QPrivacy EX. 2004



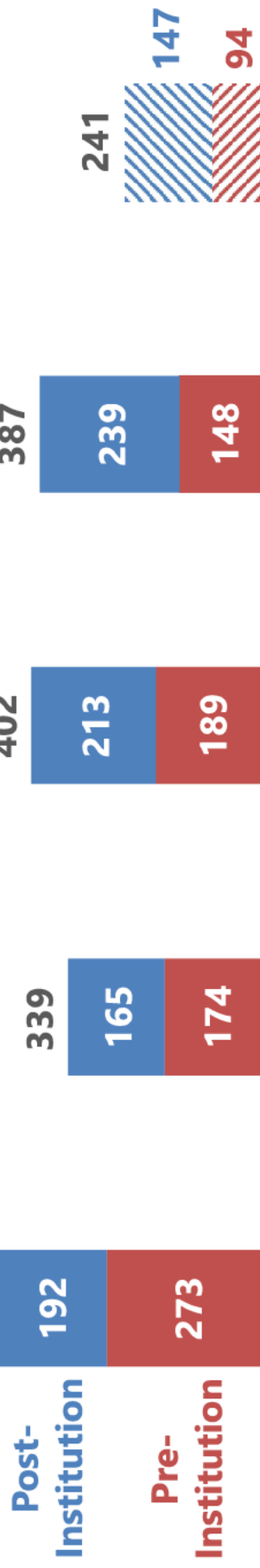
Settlements

(FY 21 to FY 25 through May: Oct. 1, 2020 to May 31, 2025)

Settlement Rate



Settlements 465



Settlement rate is calculated by dividing total settlements by concluded proceedings in each fiscal year (i.e., denied institution, settled, dismissed, requested adverse judgment, and final written decision), excluding joined cases.



