

(12) **United States Patent**  
**Dick et al.**

(10) **Patent No.:** **US 10,390,279 B2**  
(45) **Date of Patent:** **Aug. 20, 2019**

(54) **ENHANCED UPLINK OPERATION IN SOFT HANDOVER**

(71) Applicant: **SIGNAL TRUST FOR WIRELESS INNOVATION**, Wilmington, DE (US)

(72) Inventors: **Stephen G. Dick**, Nesconset, NY (US);  
**Stephen E. Terry**, Northport, NY (US);  
**Guodong Zhang**, Syosset, NY (US);  
**James M. Miller**, Verona, NJ (US);  
**Sung-Hyuk Shin**, Northvale, NJ (US)

(73) Assignee: **Signal Trust for Wireless Innovation**, Wilmington, DE (US)

(\* ) Notice: Subject to any disclaimer, the term of this patent is extended or adjusted under 35 U.S.C. 154(b) by 0 days.

(21) Appl. No.: **15/212,403**

(22) Filed: **Jul. 18, 2016**

(65) **Prior Publication Data**  
US 2016/0330719 A1 Nov. 10, 2016

**Related U.S. Application Data**  
(63) Continuation of application No. 13/236,133, filed on Sep. 19, 2011, now Pat. No. 9,438,381, which is a (Continued)

(51) **Int. Cl.**  
**H04W 4/00** (2018.01)  
**H04W 36/18** (2009.01)  
(Continued)

(52) **U.S. Cl.**  
CPC ..... **H04W 36/18** (2013.01); **H04L 1/16** (2013.01); **H04L 1/1812** (2013.01);  
(Continued)

(58) **Field of Classification Search**  
CPC . H04W 52/40; H04W 52/286; H04W 52/327;  
H04W 52/24; H04W 28/08;  
(Continued)

(56) **References Cited**

U.S. PATENT DOCUMENTS

5,628,631 A 5/1997 Aneha  
5,794,149 A 8/1998 Hoo  
(Continued)

FOREIGN PATENT DOCUMENTS

DE 10225428 A1 12/2003  
EP 0 977 393 2/2000  
(Continued)

OTHER PUBLICATIONS

Panasonic, Harq Operation During Soft Handover, 3GPPTS-RAN WG1 Meeting #33 R1-030802, Aug. 25-29, 2003.  
(Continued)

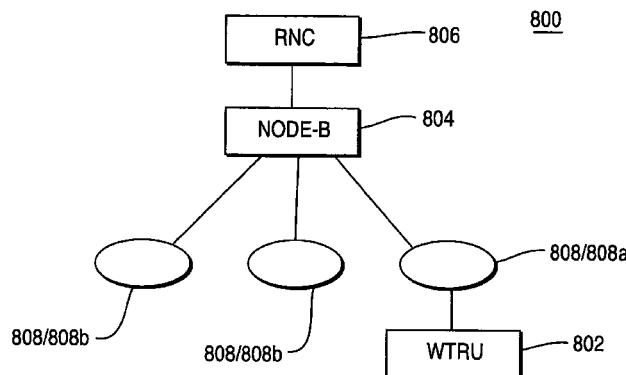
*Primary Examiner* — Hanh N Nguyen

(74) *Attorney, Agent, or Firm* — Volpe and Koenig, P.C.

(57) **ABSTRACT**

A method and system for an enhanced uplink (EU) operation in a wireless communication system during soft handover. The system comprises a wireless transmit/receive unit (WTRU), at least two Node-Bs, and a radio network controller (RNC). One Node-B may be designated as a primary Node-B, and the primary Node-B may control EU operation during soft handover including uplink scheduling and hybrid automatic repeat request (H-ARQ). Soft buffer corruption is avoided during soft handover by controlling H-ARQ by the primary Node-B. Alternatively, an RNC may control EU operation during soft handover including H-ARQ. In this case, an RNC generates final acknowledge/non-acknowledge (ACK/NACK) decision based on the error check results of the Node-Bs.

**16 Claims, 9 Drawing Sheets**



**Related U.S. Application Data**

- continuation of application No. 10/925,426, filed on Aug. 25, 2004, now Pat. No. 8,023,463.
- (60) Provisional application No. 60/497,747, filed on Aug. 25, 2003, provisional application No. 60/507,554, filed on Oct. 1, 2003, provisional application No. 60/508,797, filed on Oct. 3, 2003, provisional application No. 60/520,207, filed on Nov. 14, 2003, provisional application No. 60/585,174, filed on Jul. 2, 2004.
- (51) **Int. Cl.**  
**H04L 1/16** (2006.01)  
**H04L 1/18** (2006.01)  
**H04L 5/00** (2006.01)  
**H04W 72/04** (2009.01)  
**H04L 1/00** (2006.01)
- (52) **U.S. Cl.**  
 CPC ..... **H04L 5/0055** (2013.01); **H04W 72/042** (2013.01); **H04L 2001/0092** (2013.01)
- (58) **Field of Classification Search**  
 CPC : H04W 52/146; H04W 52/241; H04W 36/00; H04W 36/005; H04W 36/08; H04W 36/0083; H04W 36/18; H04L 1/187; H04L 1/0003; H04B 7/0491  
 USPC ..... 370/328-331, 468; 455/13.1, 13.4, 455/115.3, 436  
 See application file for complete search history.

7,283,509 B2	10/2007	Moon et al.	
7,283,782 B2 *	10/2007	Sinnarajah .....	H04W 36/08 455/3.01
7,315,741 B2	1/2008	Chun	
7,317,700 B2	1/2008	Hwang	
7,346,035 B2	3/2008	Lee et al.	
7,403,513 B2	7/2008	Lee et al.	
7,414,989 B2	8/2008	Kuchibhotla et al.	
7,428,424 B2 *	9/2008	Hwang .....	H04W 52/143 455/115.3
7,433,337 B2 *	10/2008	Chao .....	H04L 1/0003 370/235
7,473,982 B2	1/2009	Aono et al.	
7,519,016 B2 *	4/2009	Lee .....	H04W 52/16 370/318
7,558,230 B2 *	7/2009	Lee .....	H04W 52/16 370/318
7,606,205 B2 *	10/2009	Ranta-Aho .....	H04W 36/0007 370/335
7,848,290 B2	12/2010	Cheng et al.	
7,903,610 B2	3/2011	Cheng et al.	
7,974,630 B1	7/2011	Haumont et al.	
8,023,463 B2 *	9/2011	Dick .....	H04L 1/16 370/331
8,130,720 B2	3/2012	Zhang et al.	
8,457,072 B2	6/2013	Zhang et al.	
8,682,325 B1	3/2014	Cooper	
9,438,381 B2 *	9/2016	Dick .....	H04L 1/16
2001/0020285 A1	9/2001	Fujiwara et al.	
2002/0045448 A1	4/2002	Park et al.	
2002/0093937 A1	7/2002	Kim et al.	
2002/0095635 A1	7/2002	Wager et al.	
2002/0115460 A1	8/2002	Rune et al.	
2002/0115467 A1	8/2002	Hamabe	
2002/0172208 A1	11/2002	Malkamaki	
2002/0191544 A1	12/2002	Cheng et al.	
2003/0002470 A1	1/2003	Park et al.	
2003/0007480 A1	1/2003	Kim et al.	
2003/0031119 A1	2/2003	Kim et al.	
2003/0043786 A1	3/2003	Kall et al.	
2003/0054824 A1	3/2003	Choi et al.	
2003/0081692 A1	5/2003	Kwan et al.	
2003/0131124 A1	7/2003	Yi et al.	
2003/0147370 A1 *	8/2003	Wu .....	H04L 1/187 370/338
2003/0161284 A1	8/2003	Chen	
2003/0171118 A1	9/2003	Miya	
2003/0176195 A1	9/2003	Dick et al.	
2003/0202500 A1	10/2003	Ha et al.	
2003/0210668 A1	11/2003	Malladi et al.	
2004/0004954 A1	1/2004	Terry et al.	
2004/0072567 A1	4/2004	Cao et al.	
2004/0085934 A1	5/2004	Balachandran et al.	
2004/0120306 A1	6/2004	Wigard et al.	
2004/0160925 A1	8/2004	Heo et al.	
2004/0202129 A1	10/2004	Kolding et al.	
2004/0203991 A1	10/2004	Chen et al.	
2004/0219917 A1	11/2004	Love et al.	
2004/0219919 A1	11/2004	Whinnett et al.	
2004/0219920 A1	11/2004	Love et al.	
2004/0228313 A1	11/2004	Cheng et al.	
2005/0041694 A1	2/2005	Liu	
2005/0047354 A1	3/2005	Zeira et al.	
2005/0048920 A1	3/2005	Liu	
2005/0083888 A1	4/2005	Smee et al.	
2006/0045010 A1	3/2006	Baker et al.	
2006/0105796 A1	5/2006	Malladi et al.	
2006/0274712 A1	12/2006	Malladi et al.	
2007/0047501 A1	3/2007	Usuda et al.	
2007/0079207 A1	4/2007	Seidel et al.	

(56) **References Cited**

U.S. PATENT DOCUMENTS

5,933,787 A *	8/1999	Gilhousen .....	H04B 7/0491 375/347
5,946,320 A	8/1999	Decker et al.	
6,434,396 B1	8/2002	Rune	
6,507,567 B1	1/2003	Willars	
6,628,631 B1	9/2003	Mazawa et al.	
6,643,813 B1	11/2003	Johansson et al.	
6,650,905 B1	11/2003	Toskala	
6,678,249 B2	1/2004	Toskala et al.	
6,678,523 B1	1/2004	Ghosh et al.	
6,690,939 B1 *	2/2004	Jonsson .....	H04W 36/18 370/331
6,754,496 B2	6/2004	Mohebbi et al.	
6,778,830 B1	8/2004	Oizumi et al.	
6,850,771 B2 *	2/2005	Malladi .....	H04W 52/12 370/318
6,892,071 B2	5/2005	Park et al.	
6,907,245 B2	6/2005	Ohlsson et al.	
6,915,465 B2	7/2005	Fujiwara et al.	
6,950,671 B2	9/2005	Hamabe	
6,970,716 B2 *	11/2005	Rune .....	H04W 52/40 370/335
6,977,888 B1	12/2005	Frenger et al.	
7,013,143 B2	3/2006	Love et al.	
7,046,648 B2	5/2006	Zhang et al.	
7,054,633 B2 *	5/2006	Seo .....	H04W 52/16 370/331
7,065,359 B2	6/2006	Chuah	
7,103,729 B2	9/2006	Altahan et al.	
7,124,350 B2	10/2006	Chao et al.	
7,133,682 B2	11/2006	Seki et al.	
7,158,504 B2	1/2007	Kadaba et al.	
7,185,256 B2	2/2007	Miki et al.	
7,206,598 B2	4/2007	Attar et al.	
7,266,384 B2 *	9/2007	Kim .....	H04W 52/143 455/522
7,269,420 B2	9/2007	Heo et al.	
7,283,508 B2	10/2007	Choi et al.	

FOREIGN PATENT DOCUMENTS

EP	1 217 777	6/2002
GB	2 353 439	2/2001
JP	04-157821 A	5/1992
JP	2000217139	8/2000
JP	2001008251 A	1/2001

(56) **References Cited**

FOREIGN PATENT DOCUMENTS

JP	2001-128209	5/2001
JP	2003-163960	6/2003
JP	2007/511135	4/2007
JP	2002/009741	1/2014
JP	2003/134180	5/2015
KR	1020010108485 A	12/2001
KR	2002-0095231	12/2002
KR	2003-0003943	1/2003
KR	20030040972 A	5/2003
RU	2003112283	12/2005
RU	2005110767	10/2006
TW	536896	6/2003
TW	200303689 A1	9/2003
WO	99/027740	6/1999
WO	00/35226	6/2000
WO	00/074263	12/2000
WO	02/01893	1/2002
WO	02/03782	5/2002
WO	0237572	5/2002
WO	02/047317	6/2002
WO	02/082108	10/2002
WO	02/101966	12/2002
WO	2002102109	12/2002
WO	03/003643	1/2003
WO	03/026231	3/2003
WO	03/037027 A1	5/2003
WO	03/047155	6/2003
WO	03/053087	6/2003
WO	03/067953	8/2003
WO	03/088545	10/2003
WO	2005/048503 A2	5/2005

OTHER PUBLICATIONS

3GPP TS 25.133 V6.2.0, "3rd Generation Partnership Project; Technical Specification Group Radio Access Network; Requirements For Support Of Radio Resource Management" (FDD); (Release 6); Jun. 2003.

3GPP TS 25.133 V6.6.0, 3rd Generation Partnership Project; Technical Specification Group Radio Access Network; "Requirements For Support Of Radio Resource Management" (FDD); (Release 6); Jun. 2004.

3GPP TS 25.308 v5.4.0, 3rd Generation Partnership Project; Technical Specification Group Radio Access Network; "High Speed Downlink Packet Access (HSDPA)"; Stage 2 (Release 5); Mar. 2003.

3GPP TS 25.308 V6.1.0, 3rd Generation Partnership Project; Technical Specification Group Radio Access Network; "High Speed Downlink Packet Access (HSDPA)"; Stage 2 (Release 6); Mar. 2004.

3GPP TS 25.309 V0.2.0, 3rd Generation Partnership Project; Technical Specification Group Radio Access Network; "FDD Enhanced Uplink"; Stage 2 (Release 6); Jun. 2004.

3GPP, "3rd Generation Partnership Project; Technical Specification Group Radio Access Network; Medium Access Control (MAC) protocol specification (Release 6)," 3GPP TS 25.321 V6.2.0 (Jun. 2004).

3GPP, "3rd Generation Partnership Project; Technical Specification Group Radio Access Network; Physical Layer Procedures (FDD) (Release 6)," 3GPP TS 25.214 V6.2.0 (Jun. 2004).

3GPP, "3rd Generation Partnership Project; Technical Specification Group Radio Access Network; Physical Layer Procedures (FDD) (Release 5)," 3GPP TS 25.214 V5.9.0 (Jun. 2004).

3GPP, "3rd Generation Partnership Project; Technical Specification Group Radio Access Network; Physical Layer Procedures (FDD) (Release 5)," 3GPP TS 25.214 V5.5.0 (Jun. 2003).

3GPP, "3rd Generation Partnership Project; Technical Specification Group Radio Access Network; Physical Layer Procedures (FDD) (Release 4)," 3GPP TS 25.214 V4.6.0 (Mar. 2003).

3GPP, "3rd Generation Partnership Project; Technical Specification Group Radio Access Network; Physical Layer Procedures (FDD) (Release 1999)," 3GPP TS 25.214 V3.12.0 (Mar. 2003).

3GPP, "3rd Generation Partnership Project; Technical Specification Group Radio Access Network; Medium Access Control (MAC) protocol specification (Release 1999)," 3GPP TS 25.321 V3.17.0 (Jun. 2004).

3GPP, "3rd Generation Partnership Project; Technical Specification Group Radio Access Network; Medium Access Control (MAC) protocol specification (Release 1999)," 3GPP TS 25.321 V3.15.0 (Mar. 2003).

3GPP, "3rd Generation Partnership Project; Technical Specification Group Radio Access Network; Medium Access Control (MAC) protocol specification (Release 5)," 3GPP TS 25.321 V5.5.0 (Jun. 2003).

3GPP, "3rd Generation Partnership Project; Technical Specification Group Radio Access Network; Medium Access Control (MAC) protocol specification (Release 4)," 3GPP TS 25.321 V4.10.0 (Jun. 2004).

3GPP, "3rd Generation Partnership Project; Technical Specification Group Radio Access Network; Medium Access Control (MAC) protocol specification (Release 4)," 3GPP TS 25.321 V4.8.0 (Mar. 2003).

3GPP, "3rd Generation Partnership Project; Technical Specification Group Radio Access Network; Medium Access Control (MAC) protocol specification (Release 5)," 3GPP TS 25.321 V5.9.0 (Jun. 2004).

3GPP, "3rd Generation Partnership Project; Technical Specification Group Radio Access Network; High Speed Downlink Packet Access (HSDPA); Stage 2 (Release 5)," 3GPP TS 25.308 V5.5.0 (Mar. 2004).

3GPP, "3rd Generation Partnership Project; Technical Specification Group Radio Access Network; Physical channels and mapping of transport channels onto physical channels (FDD) (Release 1999)," 3GPP TS 25.211 V3.12.0 (Sep. 2002).

3GPP, "3rd Generation Partnership Project; Technical Specification Group Radio Access Network; Physical channels and mapping of transport channels onto physical channels (FDD) (Release 4)," 3GPP TS 25.211 V4.6.0 (Sep. 2002).

3GPP, "3rd Generation Partnership Project; Technical Specification Group Radio Access Network; Physical channels and mapping of transport channels onto physical channels (FDD) (Release 5)," 3GPP TS 25.211 V5.5.0 (Sep. 2003).

3GPP, "3rd Generation Partnership Project; Technical Specification Group Radio Access Network; Physical channels and mapping of transport channels onto physical channels (FDD) (Release 5)," 3GPP TS 25.211 V5.4.0 (Jun. 2003).

3GPP, "3rd Generation Partnership Project; Technical Specification Group Radio Access Network; Physical channels and mapping of transport channels onto physical channels (FDD) (Release 6)," 3GPP TS 25.211 V6.1.0 (Jun. 2004).

3GPP, "3rd Generation Partnership Project; Technical Specification Group Radio Access Network; Requirements for support of radio resource management (FDD) (Release 5)," 3GPP TS 25.133 V5.11.0 (Jun. 2004).

3GPP, "3rd Generation Partnership Project; Technical Specification Group Radio Access Network; Requirements for support of radio resource management (FDD) (Release 5)," 3GPP TS 25.133 V5.7.0 (Jun. 2003).

3GPP, "3rd Generation Partnership Project; Technical Specification Group Radio Access Network; Requirements for support of radio resource management (FDD) (Release 4)," 3GPP TS 25.133 V4.12.0 (Mar. 2004).

3GPP, "3rd Generation Partnership Project; Technical Specification Group Radio Access Network; Requirements for support of radio resource management (FDD) (Release 4)," 3GPP TS 25.133 V4.9.0 (Jun. 2003).

3GPP, "3rd Generation Partnership Project; Technical Specification Group Radio Access Network; Requirements for support of radio resource management (FDD) (Release 1999)," 3GPP TS 25.133 V3.18.0 (Jun. 2004).

3GPP, "3rd Generation Partnership Project; Technical Specification Group Radio Access Network; Requirements for support of radio resource management (FDD) (Release 1999)," 3GPP TS 25.133 V3.14.0 (Jun. 2003).

(56) **References Cited**

## OTHER PUBLICATIONS

- 3GPP, "3rd Generation Partnership Project; Technical Specification Group Radio Access Network; Feasibility Study for Enhanced Uplink for UTRA FDD (Release 6)," 3GPP TR 25.896 V6.0.0 (Mar. 2004).
- 3GPP2 C.20003-C, "Medium Access Control (MAC) Standard for cdma2000 Spread Spectrum Systems", 3<sup>rd</sup> Generation Partnership Project 2 "3GPP2", Version 2.0, Release C, Aug. 2004.
- 3GPP2 C.S0002-C, "Physical Layer Standard for cdma2000 Spread Spectrum Systems", 3<sup>rd</sup> Generation Partnership Project 2 "3GPP2", Version 2.0, Revision C, Jul. 23, 2004.
- 3GPP2 C.S0004-C, "Signaling Link Access Control (LAC) Standard for cdma2000 Spread Spectrum Systems", 3<sup>rd</sup> Generation Partnership Project 2 "3GPP2", Version 2.0, Revision C, Jul. 23, 2004.
- 3GPP2 C.S0005-C, "Upper Layer (Layer 3) Signaling Standard for cdma2000 Spread Spectrum Systems", 3<sup>rd</sup> Generation Partnership Project 2 "3GPP2", Version 2.0, Revision c, Jul. 23, 2004.
- Heck et al., "Diversity Effects on the Soft Handover Gain in UMTS Networks," Proceedings of the IEEE Vehicular Technology Conference, vol. 2, pp. 1269-1273 (Sep. 2002).
- Interdigital, "Performance Analysis of HARQ in Soft Handover," 3GPP TSG-RAN WG1 #34 meeting, R1-030979 (Oct. 6-10, 2003).
- R1-030733, "HARQ overhead issues", Nokia, TSG-RAN1 #33.
- R1-030765, "HARQ performance in soft handover", Samsung, TSG RAN1 #33.
- R1-030803, "HARQ operation during Soft Handover", Panasonic, TSG RAN1 #33.
- R1-03095, "Feasibility Study for Enhanced Uplink for UTRA FDD", 3GPP TR 25.896, V.0.4.2.
- 3GPP, "3rd Generation Partnership Project; Technical Specification Group Radio Access Network; Multiplexing and channel coding (FDD) (Release 1999)," 3GPP TS 25.212 V3.11.0 (Sep. 2002).
- 3GPP, "3rd Generation Partnership Project; Technical Specification Group Radio Access Network; Multiplexing and channel coding (FDD) (Release 4)," 3GPP TS 25.212 V4.6.0 (Sep. 2002).
- 3GPP, "3rd Generation Partnership Project; Technical Specification Group Radio Access Network; Multiplexing and channel coding (FDD) (Release 5)," 3GPP TS 25.212 V5.9.0 (Jun. 2004).
- 3GPP, "3rd Generation Partnership Project; Technical Specification Group Radio Access Network; Multiplexing and channel coding (FDD) (Release 6)," 3GPP TS 25.212 V6.2.0 (Jun. 2004).
- 3GPP, "3rd Generation Partnership Project; Technical Specification Group Radio Access Network; Multiplexing and channel coding (FDD) (Release 5)," 3GPP TS 25.212 V5.5.0 (Jun. 2003).
- 3GPP, "3rd Generation Partnership Project; Technical Specification Group Radio Access Network; Radio Resource Control (RRC) protocol specification (Release 1999)," 3GPP TS 25.331 V3.15.0 (Jun. 2003).
- 3GPP, "3rd Generation Partnership Project; Technical Specification Group Radio Access Network; Radio Resource Control (RRC) protocol specification (Release 1999)," 3GPP TS 25.331 V3.19.0 (Jun. 2004).
- 3GPP, "3rd Generation Partnership Project; Technical Specification Group Radio Access Network; Radio Resource Control (RRC); Protocol Specification (Release 4)," 3GPP TS 25.331 V4.10.0 (Jun. 2003).
- 3GPP, "3rd Generation Partnership Project; Technical Specification Group Radio Access Network; Radio Resource Control (RRC); Protocol Specification (Release 4)," 3GPP TS 25.331 V4.14.0 (Jun. 2004).
- 3GPP, "3rd Generation Partnership Project; Technical Specification Group Radio Access Network; Radio Resource Control (RRC); Protocol Specification (Release 5)," 3GPP TS 25.331 V5.5.0 (Jun. 2003).
- 3GPP, "3rd Generation Partnership Project; Technical Specification Group Radio Access Network; Radio Resource Control (RRC); Protocol Specification (Release 5)," 3GPP TS 25.331 V5.9.0 (Jun. 2004).
- 3GPP, "3rd Generation Partnership Project; Technical Specification Group Radio Access Network; Radio Resource Control (RRC); Protocol Specification (Release 6)," 3GPP TS 25.331 V6.2.0 (Jun. 2004).
- 3GPP, "3rd Generation Partnership Project; Technical Specification Group Radio Access Network; UTRAN Iub interface NBAP signaling (Release 1999)," 3GPP TS 25.433 V3.14.1 (Jun. 2004).
- 3GPP, "3rd Generation Partnership Project; Technical Specification Group Radio Access Network; UTRAN Iub interface NBAP signaling (Release 1999)," 3GPP TS 25.433 V3.13.0 (Mar. 2003).
- 3GPP, "3rd Generation Partnership Project; Technical Specification Group Radio Access Network; UTRAN Iub interface NBAP signaling (Release 4)," 3GPP TS 25.433 V4.9.0 (Jun. 2003).
- 3GPP, "3rd Generation Partnership Project; Technical Specification Group Radio Access Network; UTRAN Iub interface NBAP signaling (Release 4)," 3GPP TS 25.433 V4.12.0 (Mar. 2004).
- 3GPP, "3rd Generation Partnership Project; Technical Specification Group Radio Access Network; UTRAN Iub interface NBAP signaling (Release 5)," 3GPP TS 25.433 V5.5.0 (Jun. 2003).
- 3GPP, "3rd Generation Partnership Project; Technical Specification Group Radio Access Network; UTRAN Iub interface NBAP signaling (Release 5)," 3GPP TS 25.433 v5.9.0 (Jun. 2004).
- 3GPP, "3rd Generation Partnership Project; Technical Specification Group Radio Access Network; UTRAN Iub interface NBAP signaling (Release 6)," 3GPP TS 25.433 V6.2.0 (Jun. 2004).
- 3rd Generation Partnership Project; Technical Specification Group Radio Access Network; Feasibility Study for Enhanced Uplink for UTRA FDD; (Release 6), 3GPP TR 25.896 V1.0.2 (Oct. 2003).
- Panasonic, HARQ Operation During Soft Handover, 3GPP TSG-RAN WG1 Meeting #33 R1-030802, 3GPP, Aug. 25, 2003.
- Samsung Electronics, HARQ Structure, 3GPP TSG-RAN WG1 #31 Meeting R1-030247, Feb. 17, 2003.
- 3rd Generation Partnership Project; Technical Specification Group Radio Access Network; Feasibility Study for Enhanced Uplink for UTRA FDD; (Release 6), 3GPP TR 25.896 V0.2.1 (Feb. 2003) R1-030372, Feb. 26, 2003, p. 14-17.
- Samsung, Transport Channel Multiplexing Options Considering SHO, 3GPP Tsg Ran WG1 #33, R1-030767, Aug. 20, 2003.
- Motorola, "Improvements to Site Selection Diversity Transmission (SSDT)", TSG-RAN Working Group 1 Meeting #3, Mar. 22-26, 1999, Stockholm, Sweden, p. 1-5.
- ETSI, UMTS XX.15 V0.3.0 UTRA Handover, Jan. 1999 (21 pp.).
- Panasonic, HARQ Operation During Soft Handover, 3GPP TSG-RAN WG1 Meeting #33 R1-030802, Aug. 25-29, 2003 (4 pp.).
- QUALCOMM, Impact of Downlink Support Channels, 3GPP TSG RAN WG1 #32, Tdoc R1-03-0433, May 19-23, 2003, Paris, France.
- QUALCOMM, "Channel Structure for Consideration in Enhanced Uplink" 3GPP TSG RAN WG1 #31, Tdoc R1-03-0273 Tokyo, Japan, Feb. 18-21, 2003.
- Ericsson et al., "Hybrid ARQ text proposal for Section 7 of TR25.896," TSG-RAN WG1 #31, R1-030208, Tokyo, Japan, 4 pages (Feb. 18-21, 2002).
- 3GPP, 3rd Generation Partnership Project; Technical Specification, Universal Mobile Telecommunications System; Multiplexing and Channel Coding (FDD), 3GPP TS 25.212, V6.7.0, Release 6, (Dec. 2015).
- 3GPP, 3rd Generation Partnership Project; Technical Specification, Universal Mobile Telecommunications System; FDD Enhanced Uplink; Overall Description; Stage 2, 3GPP TS 25.309, V6.6.0, Release 6, (Mar. 2006).

\* cited by examiner

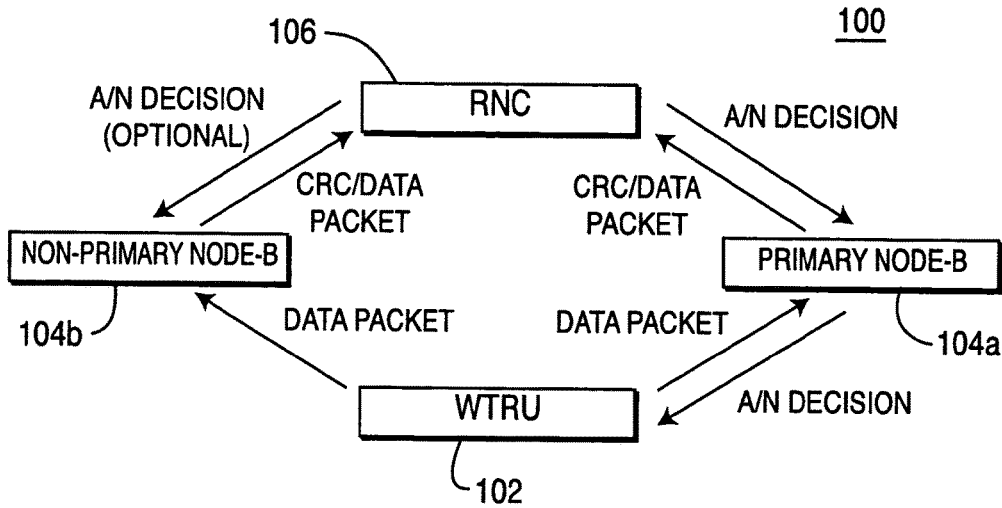


FIG. 1A

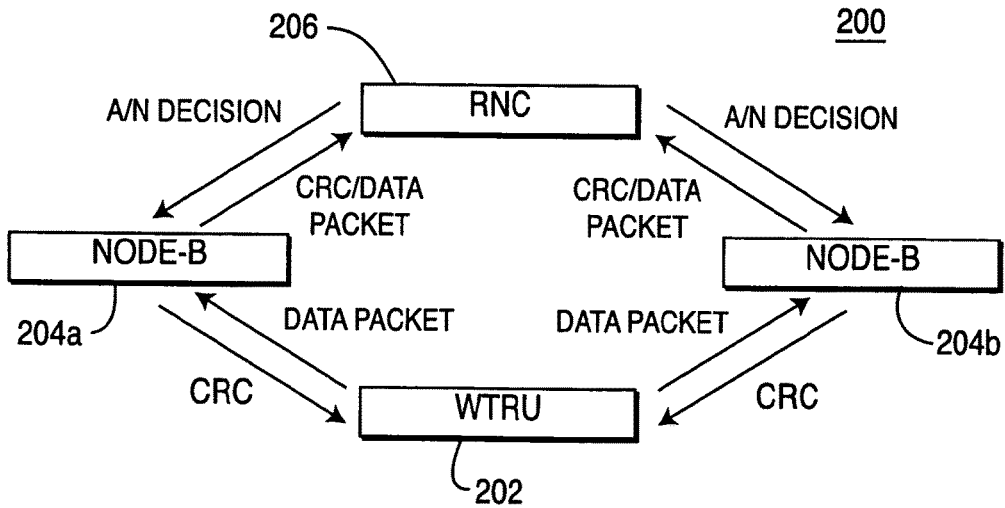
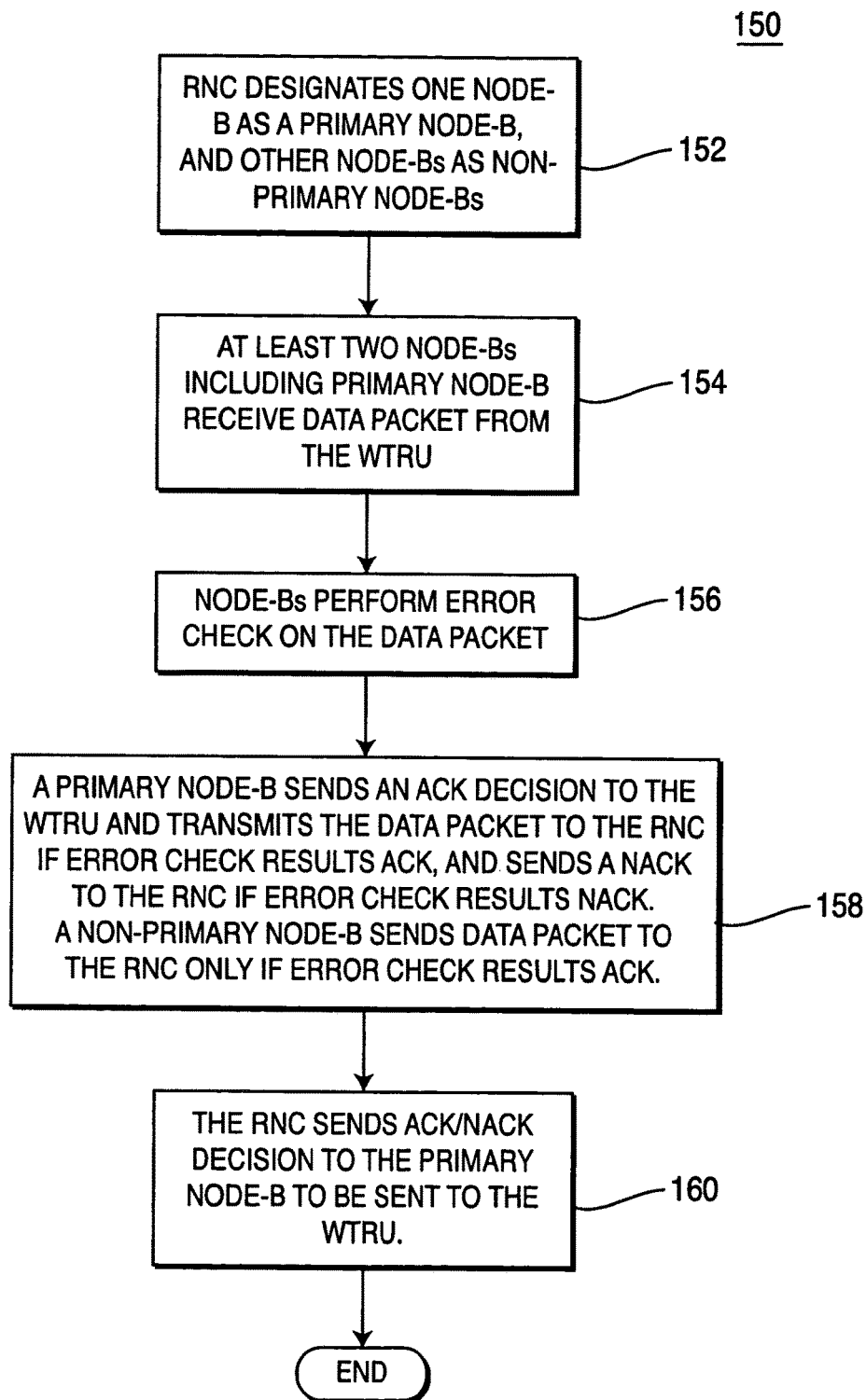
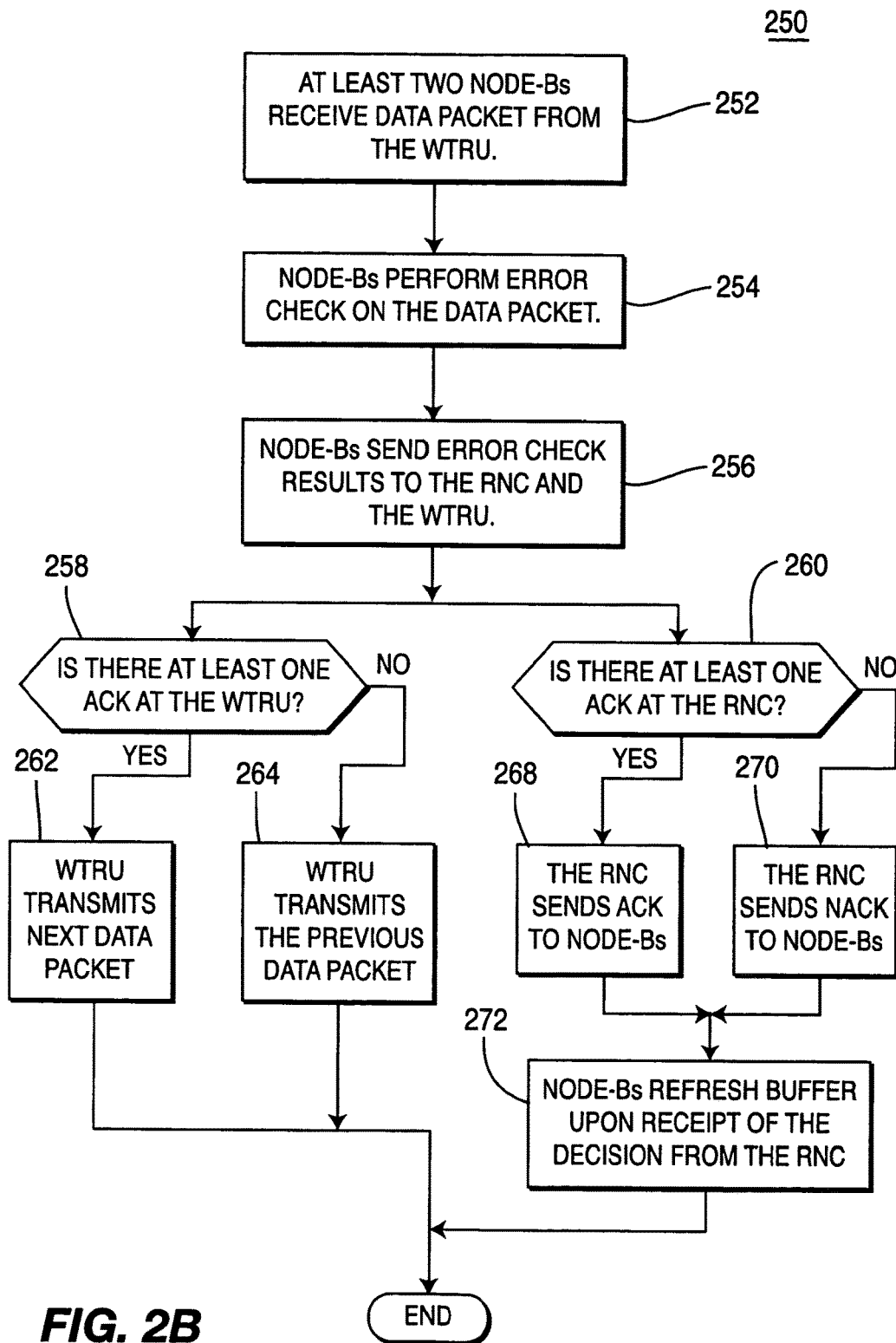


FIG. 2A



**FIG. 1B**



**FIG. 2B**

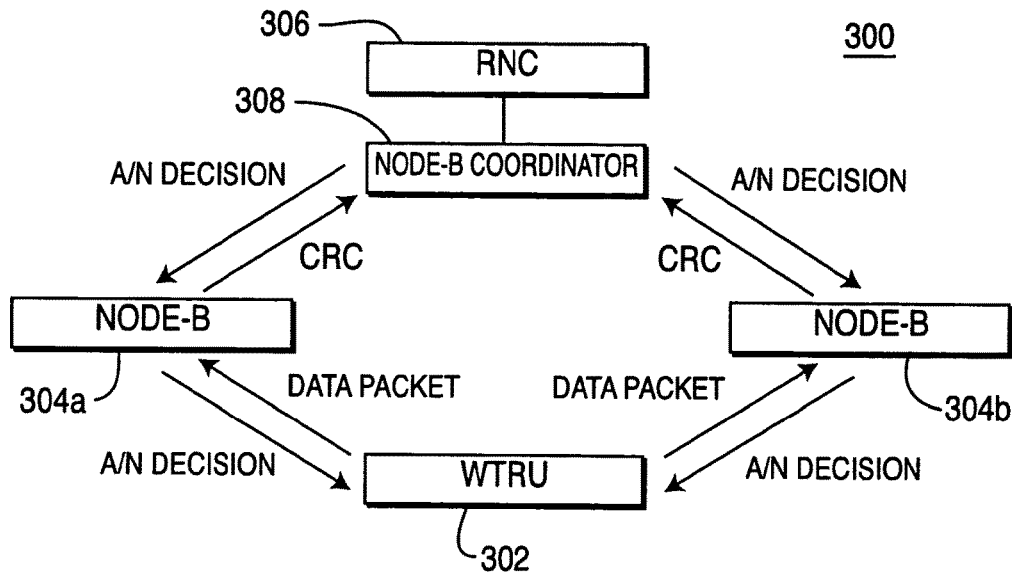


FIG. 3A

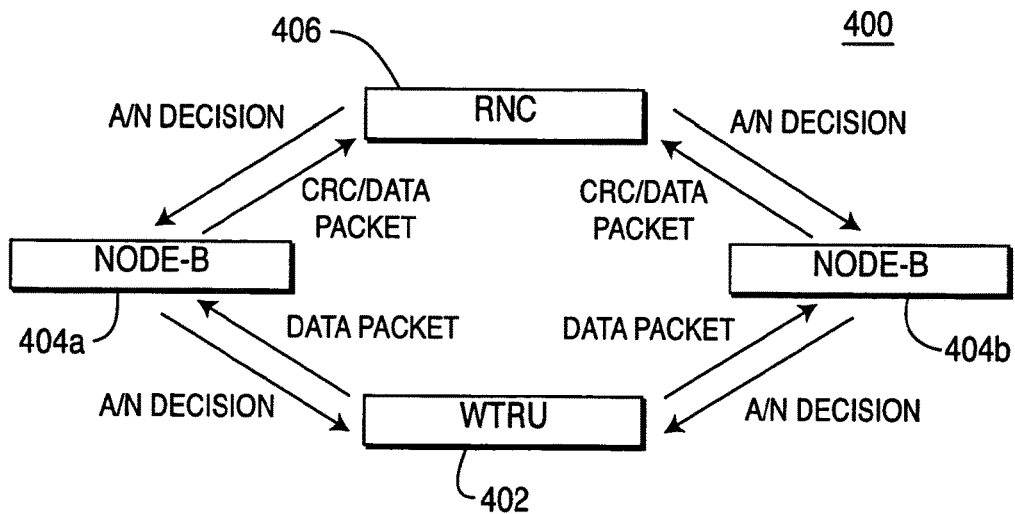
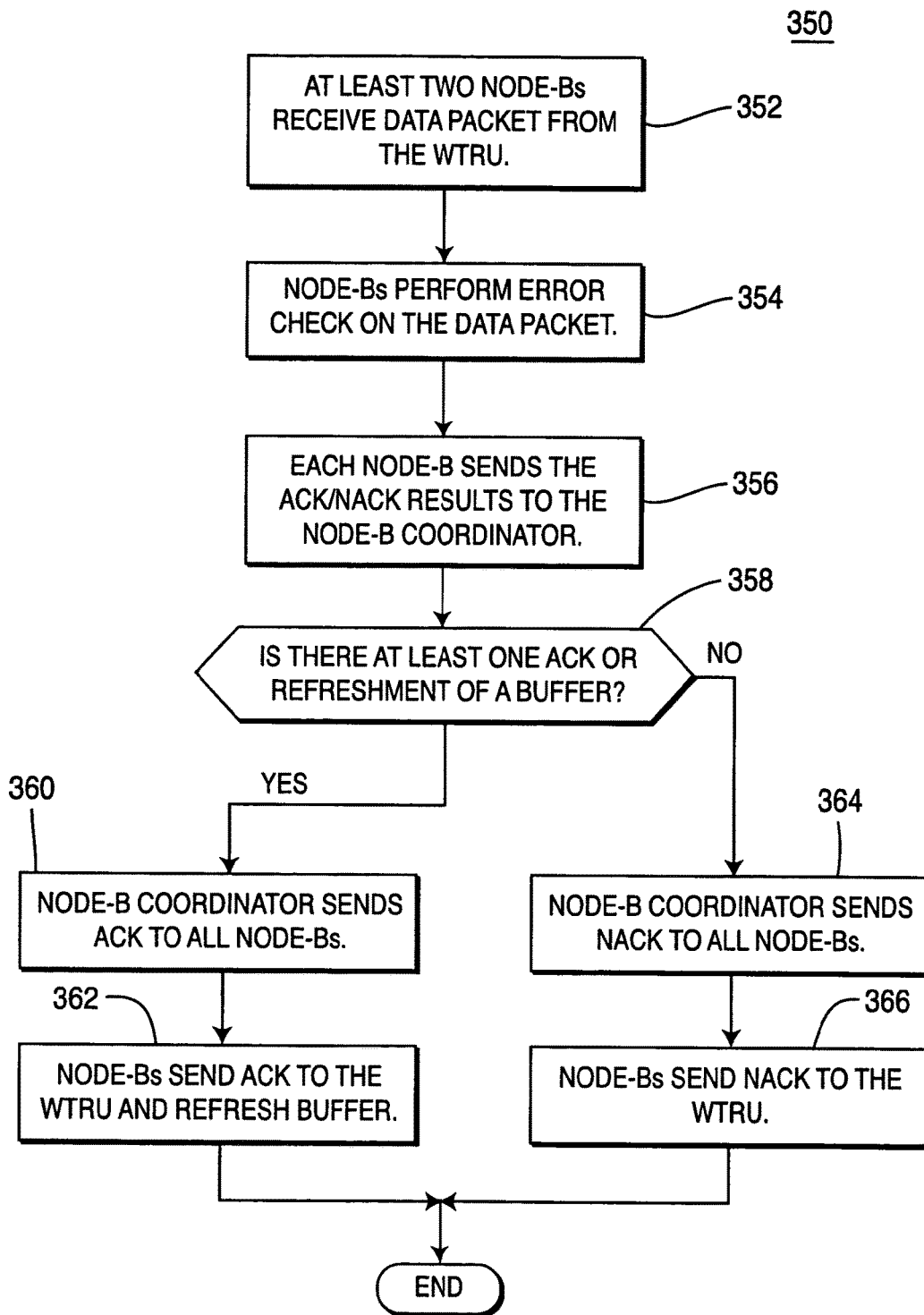
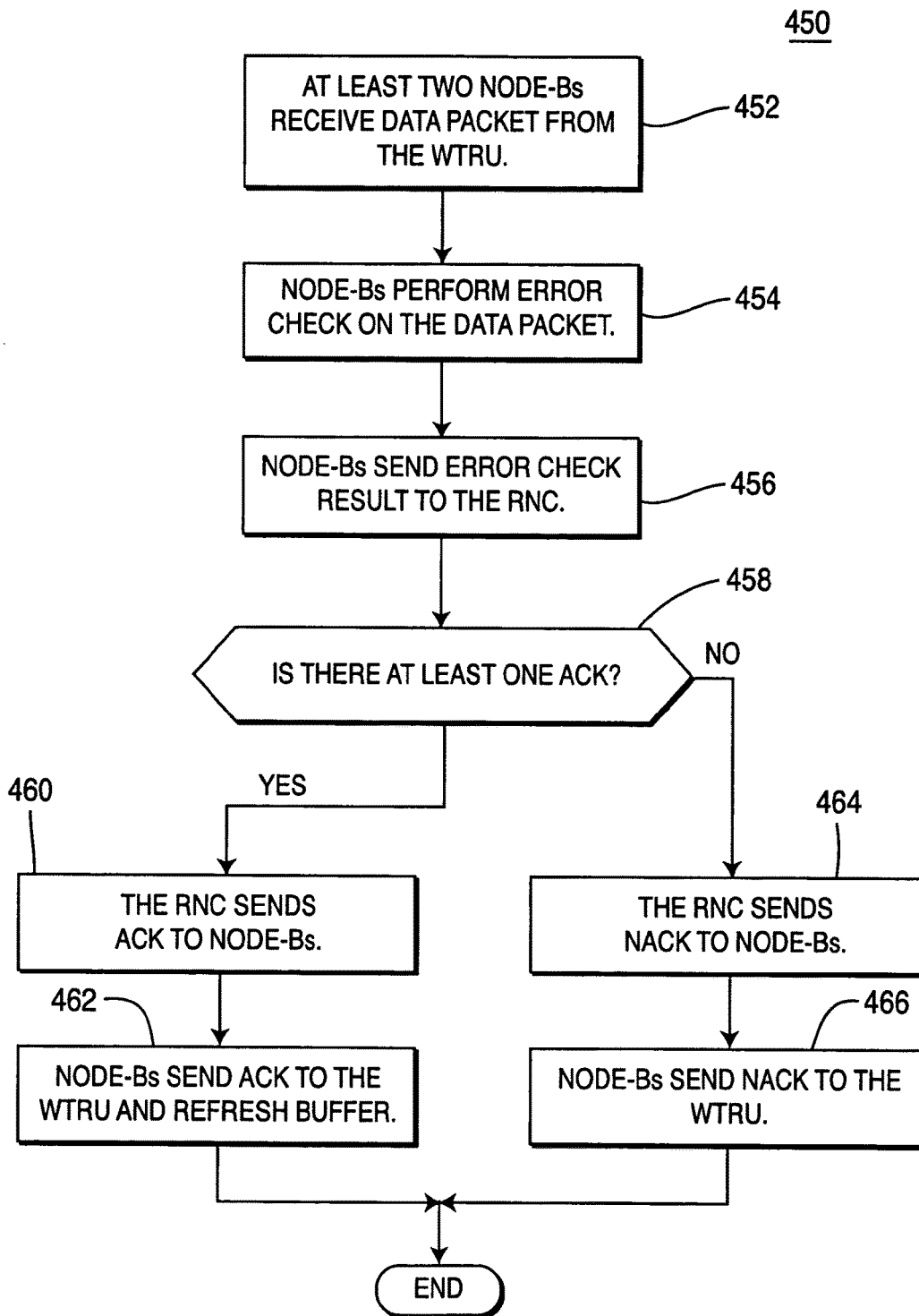


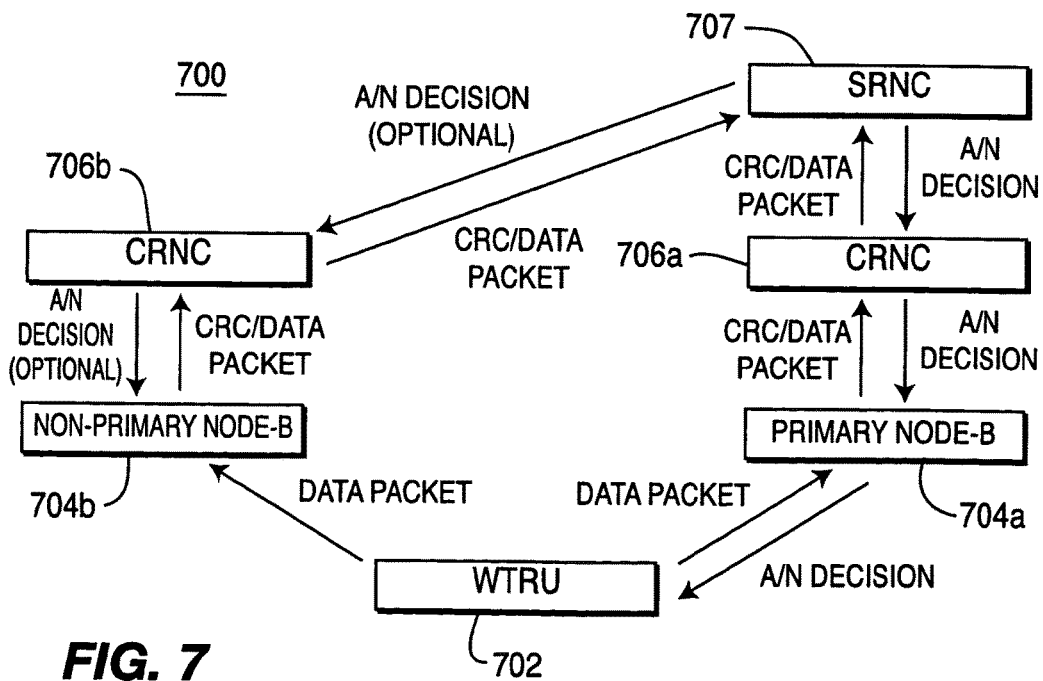
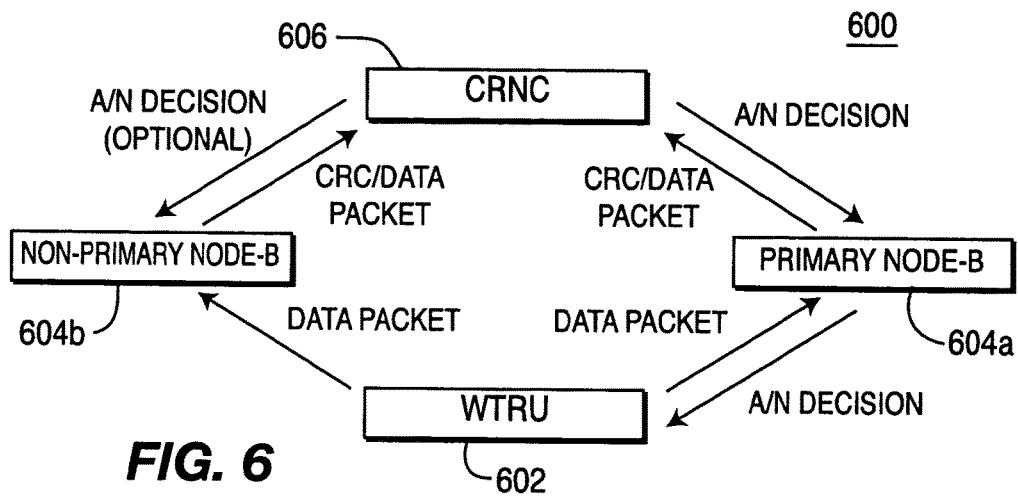
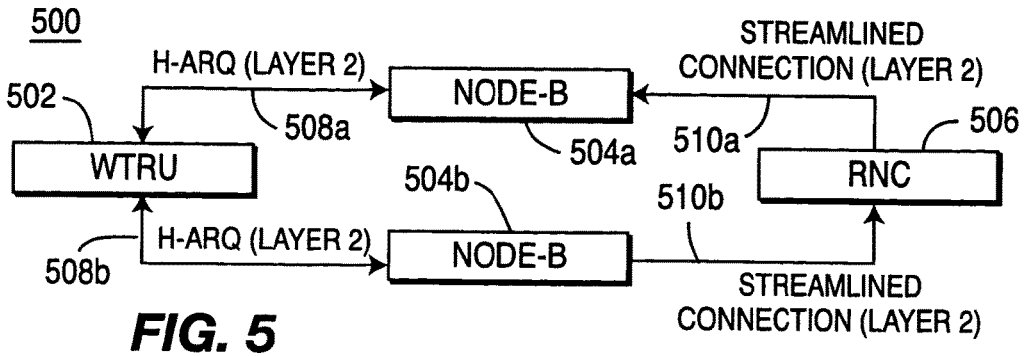
FIG. 4A

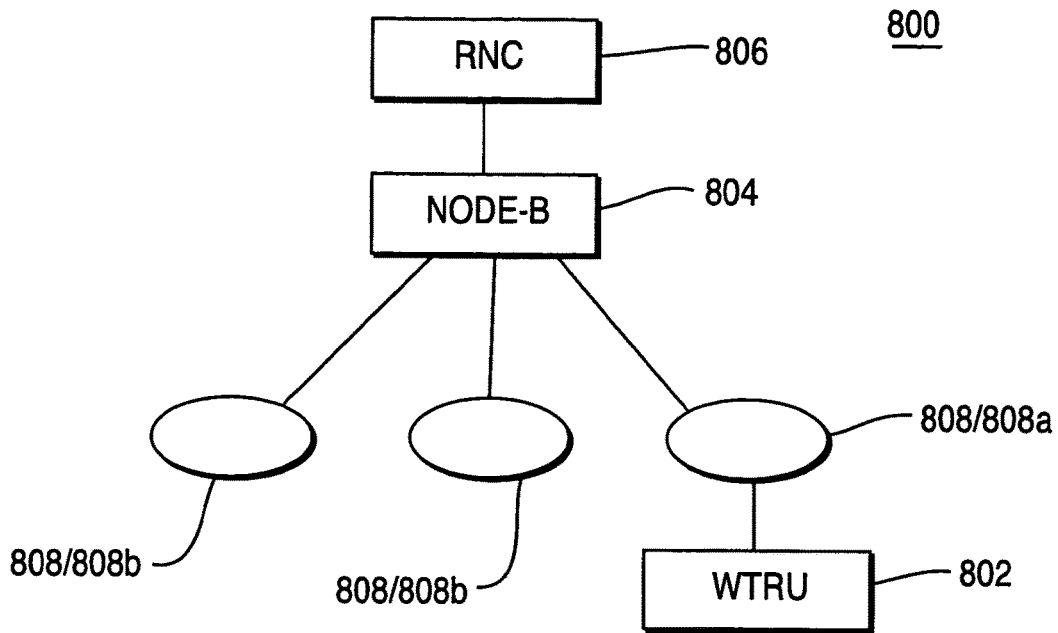


**FIG. 3B**

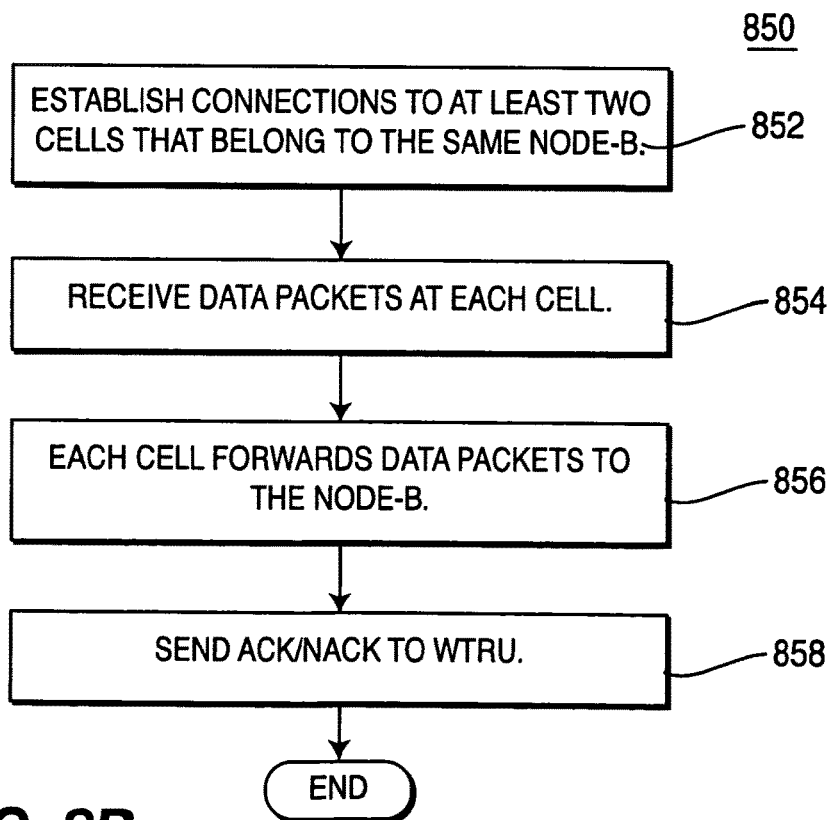


**FIG. 4B**





**FIG. 8A**



**FIG. 8B**

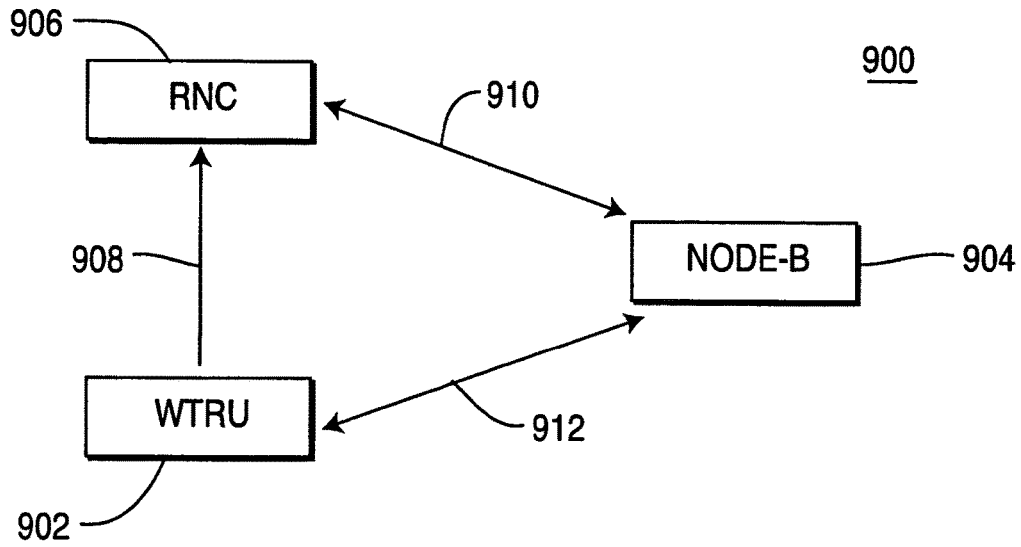


FIG. 9

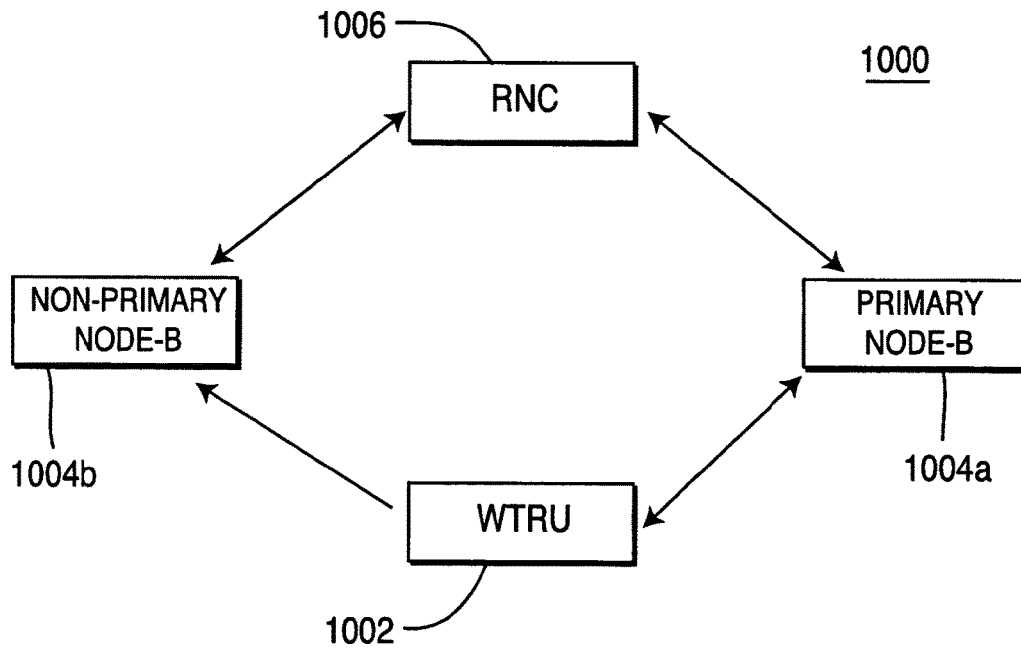


FIG. 10

1

## ENHANCED UPLINK OPERATION IN SOFT HANDOVER

### CROSS REFERENCE TO RELATED APPLICATION

This application is a continuation of U.S. patent application Ser. No. 13/236,133 filed on Sep. 19, 2011, which is a continuation of Ser. No. 10/925,426 filed on Aug. 25, 2004, now issued as U.S. Pat. No. 8,023,463 on Sep. 20, 2011, which claims priority from U.S. Provisional Application No. 60/497,747 filed on Aug. 25, 2003; 60/507,554 filed on Oct. 1, 2003; 60/508,797 filed on Oct. 3, 2003; 60/520,207 filed on Nov. 14, 2003 and 60/585,174 filed on Jul. 2, 2004, which are incorporated by reference as if fully set forth.

### FIELD OF INVENTION

The present invention is related to a wireless communications. More particularly, the present invention is related to an enhanced uplink (EU) operation during a soft handover.

### BACKGROUND

Cellular wireless communication networks are divided into a plurality of coverage regions. Each coverage region in the network is served by a Node-B. As a wireless transmit/receive unit (WTRU) travels, it may move from one coverage region to another in the network.

The WTRU is served by the designated Node-B for a particular coverage region. The regions covered by Node-Bs overlap each other, and at the boundary of the region a WTRU can establish connections with more than one Node-B. As the WTRU moves from one coverage region to another in the network, the WTRU goes through handover. Soft handover is widely used to ensure communication without interruption while roving around a plurality of cells.

Soft handover occurs when a WTRU is connected to two or more Node-Bs simultaneously, on the same frequency. In soft handover, all Node-Bs serving the WTRU process the received data, which is then routed to a radio network controller (RNC) for macro diversity combining. For simplicity, the RNC may use an error detection technique such as a Cyclic Redundancy Check (CRC) and may accept a packet that passes the CRC.

Softer handover is a special case of soft handover. When a WTRU is in softer handover, the WTRU is connected to two or more cells belonging to the same Node-B. In contrast to soft handover, in softer handover macro diversity with or without maximum ratio combining can be performed in the Node-B.

Automatic repeat request (ARQ) is a technique whereby the receiver requests a retransmission of packets by the transmitter if errors are detected. Hybrid ARQ (H-ARQ) is a technique whereby transmitted data blocks are encoded for partial error correction at the receiver, and only data blocks with uncorrected errors are retransmitted. In prior art, i.e. in high speed downlink packet access (HSDPA), the H-ARQ functionality is terminated and controlled by the Node-B, (a technique called Node-B-controlled H-ARQ), allowing for rapid transmissions and retransmissions of erroneously received packets. This feature was both highly desirable and practical because H-ARQ in HSDPA was not required for soft handover. This feature would be highly desirable for EU also, but problems exist because it is intended for EU (and H-ARQ) to operate during soft handover.

2

One of the problems with Node-B-controlled H-ARQ in soft handover is the link imbalance. Since the associated uplink (UL) and downlink (DL) control signaling does not benefit from the soft handover gain, it might be error prone and require significant power offsets. In the DL direction, the WTRU may not be able to receive the acknowledge (ACK) or non-acknowledge (NACK) signals from all involved Node-Bs. In the UL, not all involved Node-Bs may be able to receive the associated control signaling from the WTRU, which may lead to soft buffer corruption.

A soft buffer is a buffer for implementing H-ARQ in a Node-B. Data packets received, but not acknowledged, by the Node-B are temporarily stored in the soft buffer for incremental combining. Therefore, a data packet transmitted, but not acknowledged previously, is combined with a retransmission of the same data packet transmitted in response to NACK signaling. Chase combining is a special case of an incremental combining. The soft buffer corruption causes misalignment of an H-ARQ protocol state among different Node-Bs and leads to loss of the soft handover gain. It would be desirable to achieve efficient H-ARQ operation without the problems associated with prior art systems.

Node-Bs can often make more efficient decisions and manage UL radio resources on a short-term basis better than an RNC, even if the RNC retains overall control over Node-Bs. In order for a Node-B to assign UL radio resources to WTRUs in EU operation, the Node-B must know several WTRU-specific parameters. Under the current 3GPP standard, only the RNC can know the WTRU-specific parameters by means of radio resource control (RRC) messages. Therefore, it is necessary to forward the information to the Node-B for proper scheduling of radio resources in EU transmissions.

An RNC maintains an active set of cells for each WTRU in soft handover. The RNC bases its decision to add to or remove cells from the WTRU's active set upon measurements provided by a WTRU and a Node-B and on management of available radio resources in each cell. Under the current 3GPP standards, the RNC applies RRC radio bearer (RB) control procedures to coordinate active set cells with the WTRU, and Node-B application part/radio network subsystem application part (NBAP/RNSAP) radio link procedures to coordinate active set cells with each Node-B.

During soft handover, some information should be communicated between network entities to support EU operation. The information includes, but is not limited to, information related to an active set, information regarding a Node-B that controls transmissions during soft handover, EU scheduling information during soft handover, and ACK/NACK status information during soft handover. The current 3GPP standards do not define specific protocols to transfer necessary information which are imperative in operation of EU during soft handover. Therefore, it is necessary to define a protocol for transferring WTRU-specific information and other EU related information among an RNC, a Node-B, and a WTRU so that a Node-B is enabled to schedule radio resources and EU connections are handed over properly during soft handover.

### SUMMARY

The present invention is related to EU operation during a soft handover in a wireless communication system. The wireless communication system comprises a WTRU, at least two Node-Bs, and an RNC. In accordance with one embodiment of the present invention, for each WTRU one Node-B

is designated as a primary Node-B and any other Node-B within the EU active set as a non-primary Node-B. The primary Node-B controls EU operation during soft handover including EU scheduling and H-ARQ. Soft buffer corruption is avoided by controlling H-ARQ during soft handover only by the primary Node-B. Alternatively, an RNC may control EU operation during soft handover including H-ARQ. In this case, an RNC generates final ACK/NACK decision based on the error check results of the Node-Bs.

#### BRIEF DESCRIPTION OF THE DRAWINGS

FIGS. 1A and 1B are diagrams of the first embodiment of the present invention.

FIGS. 2A and 2B are diagrams of the second embodiment of the present invention.

FIGS. 3A and 3B are diagrams of the third embodiment of the present invention.

FIGS. 4A and 4B are diagrams of the fourth embodiment of the present invention.

FIG. 5 is a diagram showing a streamlined connection between Node-Bs and an RNC in accordance with the present invention.

FIGS. 6 and 7 are diagrams of systems for transferring ACK/NACK signals in accordance with the present invention.

FIGS. 8A and 8B are diagrams of a system and process for softer handover in accordance with the present invention.

FIG. 9 is a diagram for transferring WTRU-specific information among network entities in accordance with the present invention.

FIG. 10 is a diagram for transferring information during handover among network entities in accordance with the present invention.

#### DETAILED DESCRIPTION OF THE PREFERRED EMBODIMENTS

The present invention will be described with reference to the drawing figures wherein like numerals represent like elements throughout.

When referred to hereafter, the terminology "WTRU" includes but is not limited to a user equipment, a mobile station, fixed or mobile subscriber unit, pager, or any other type of device capable of operating in a wireless environment. When referred to hereafter, the terminology "Node-B" includes but is not limited to a base station, site controller, access point or any other type of interfacing device in a wireless environment.

FIGS. 1A and 1B are diagrams of a system 100 and a process 150 of a first embodiment of the present invention. The WTRU 102 establishes connections with at least two cells controlled by different Node-Bs 104 a, 104 b for soft handover. Data packets transmitted from the WTRU 102 are received and processed separately by at least two Node-Bs 104 a, 104 b during soft handover (step 152).

One Node-B in a group of Node-Bs in an "active set" is designated as a primary Node-B 104 a, while other Node-Bs in the active set are designated as non-primary Node-Bs 104 b. An RNC 106 or the WTRU 102 makes this decision (step 152). If it is decided by an RNC 106, the RNC 106 informs all Node-Bs 104 a, 104 b and the WTRU 102. If it is decided by a WTRU 102, the WTRU 102 informs either all Node-Bs 104 a, 104 b or the RNC 106 which in turn informs all the Node-Bs 104 a, 104 b.

In making a decision regarding the primary Node-B 104 a, the RNC 106 may use statistics, i.e. the number of

successful decodings of particular WTRUs transmissions by each Node-B 104 a, 104 b, to identify the Node-B 104 a, 104 b with the best UL performance. It is the performance of the best cell controlled by a Node-B that is evaluated, not the performance of all cells associated with a Node-B. The RNC 106 may also select the primary Node-B 104 a by evaluating both UL performance as described above and DL performance as obtained from WTRU 102 measurements. The RNC 106 then notifies the Node-Bs 104 a, 104 b and the WTRU 102 regarding which one will be the primary Node-B 104 a via Iub signaling and RRC signaling, respectively. The WTRU 102 may also be informed of the primary Node-B 104 a by fast layer 1 signaling from Node-B.

The primary Node-B 104 a employs incremental combining, while non-primary Node-Bs 104 b may or may not use incremental combining. If the non-primary Node-Bs 104 b do not use incremental combining, the non-primary Node-Bs 104 b may use simple ARQ, and may always refresh their buffers and not perform any combining. This scheme eliminates the problem of soft buffer corruption in soft handover. If both a primary Node-B 104 a and non-primary Node-Bs 104 b perform incremental combining, soft buffer corruption may be eliminated with a new data indicator or a sequence number in physical control signaling sent by the WTRU 102 to inform Node-Bs 104 a, 104 b which data packet is being transmitted, and thereby the Node-Bs 104 a, 104 b can manage soft buffer without corruption.

All Node-Bs 104 a, 104 b in the active set receive a data packet from the WTRU 102 (step 154). Each Node-B 104 a, 104 b performs an error check on the data packet and generates an indication of success or failure in decoding the data packet (step 156). Determining whether a data packet is successfully received is performed via an error check procedure; such as implementing a cyclic redundancy check (CRC). The indication of success or failure in decoding the data packet by the Node-Bs can be configured in a variety of different forms, but will be referred to hereinafter as a CRC result, or an ACK/NACK, in all embodiments of the present invention. However, any type of error checking may be performed in accordance with the teachings of the present invention, and it should be understood that the term "CRC" or "ACK/NACK" is used only as an illustration, not as a limitation, of the present invention.

When a Node-B 104 a, 104 b correctly decodes the data packet as determined by the error check, the Node-B 104 a, 104 b transmits the data packet to the RNC 106. If the primary Node-B 104 a derives an ACK from the data packet, it transmits an ACK signal to the WTRU 102 and the RNC 106 without waiting for the CRC results from non-primary Node-Bs 104 b, and refreshes soft buffer (step 158). If the primary Node-B 104 a derives a NACK from the data packet, it transmits a NACK to the RNC and waits for the final decision from the RNC or CRC results from non-primary Node-Bs forwarded through the RNC 106 (step 158). The primary Node-B 104 a may set a timer as will be explained hereinafter. The primary Node-B 104 a transmits an ACK/NACK signal to the WTRU 102 in accordance with the final decision made by the RNC 106 or CRC results forwarded from non-primary Node-Bs 104 b.

Non-primary Node-Bs 104 b transmit a data packet to the RNC 106 only if they derive an ACK from the data packet (step 158). The RNC 106 makes an ACK/NACK decision (step 160). If the RNC 106 receives at least one ACK from Node-Bs 104 a, 104 b, the RNC 106 makes an ACK decision, and if the RNC 106 receives no ACK from Node-Bs 104 a, 104 b within a predetermined time period, the RNC 106 makes a NACK decision. The RNC 106

5

transmits an ACK/NACK decision to the primary Node-B **104 a**. The RNC **106** may not send an ACK decision to the primary Node-B **104 a** when the primary Node-B **104 a** derives an ACK. The RNC **106** optionally transmits the ACK/NACK decision to the non-primary Node-Bs **104 b** for soft buffer management depending on the scheme of incremental combining at the non-primary Node-Bs **104 b**.

It is optional for the RNC **106** to use the packets delivered from non-primary Node-Bs **104 b**. If the RNC **106** uses the packet from non-primary Node-Bs **104 b**, a media access control (MAC) function of the RNC **106** performs an in-sequence delivery mechanism over all the received packets from all the involved Node-Bs **104 a, 104 b**. If a Radio Link Control (RLC) layer realized an out of sequence transmission it assumes data is lost and requests retransmission. If the RNC **106** does not use the packets from non-primary Node-Bs **104 b**, the RNC **106** processes only the packets received from the primary Node-B **104 a**. The RNC **106** extracts and enters the data packet into the MAC level reordering buffer. After the RNC MAC performs the re-sequencing process, it sends the data to the RLC layer. Missed packets are identified and notified to the WTRU **102** through RLC messaging.

Optionally, a streamlined connection may be implemented in transmission of the result of the error check between Node-Bs and an RNC. A fast streamlined connection is explained with reference to FIG. **5**. The streamlined connection is dedicated to fast signaling between the RNC **506** and the Node-Bs **504 a, 504 b**, and eliminates a long delay between the RNC **506** and Node-Bs **504 a, 504 b**. A high speed streamlined connection **510 a, 510 b** is established between Node-Bs **504 a, 504 b** and an RNC **506**. CRC results from Node-Bs **504 a, 504 b** to the RNC **506** and an ACK/NACK decisions from the RNC **506** to Node-Bs **504 a, 504 b** are transmitted via the streamlined connections **510 a, 510 b**. No direct physical link is required between Node-Bs **504 a, 504 b**. Rather, a logical channel between Node-Bs **504 a, 504 b** is required. The RNC **506** coordinates establishing the logical channel.

A fast streamlined connection **510 a, 510 b** may be implemented in accordance with two alternatives. In accordance with the first alternative, two logical channels are established between an RNC **506** and two Node-Bs **504 a, 504 b**, respectively. The RNC **506** receives H-ARQ signaling **510 b** from one Node-B **504 b** and processes it before forwarding it **510 a** to another Node-B **504 a**. The RNC **506** recognizes the status of H-ARQ process of each Node-B **504 a, 504 b** by processing the signaling. As explained above, the CRC results are processed by the RNC **506** and the RNC **506** makes a final ACK/NACK decision and transmits the ACK/NACK decision to the Node-Bs **504 a, 504 b**.

Upon reception of the first ACK from any Node-B **504 a, 504 b** in the RNC **506**, the RNC **506** transmits ACK decision to all Node-Bs **504 a, 504 b**. In the case that all Node-Bs **504 a, 504 b** derive a NACK, it takes some time to wait for all Node-Bs **504 a, 504 b** to provide the CRC results. Therefore, optionally the RNC **506** may set a timer waiting for all Node-B's responses and if the timer expires the RNC **506** transmits a NACK to all Node-Bs **504 a, 504 b**.

In accordance with the second alternative, a single logical channel between two Node-Bs **504 a, 504 b** via an RNC **506** is established. The RNC **506** receives CRC results from one Node-B **504 b** and just forwards it to another Node-B **504 a** without processing it. This process is fast since the signaling is just routed between Node-Bs **504 a, 504 b** without processing at the RNC **506**. Therefore, it avoids the processing delay and protocol delay at the RNC **506**. Each

6

Node-B **504 a, 504 b** derives the final ACK/NACK decision based on the collected CRC results from all the involved Node-Bs **504 a, 504 b** in the active set. If there is at least one ACK from any Node-B, a final ACK decision will be made at each Node-B **504 a, 504 b**. Otherwise, a final decision of NACK will be made by the Node-B **504 a, 504 b**. As stated above, each Node-B **504 a, 504 b** generates an ACK decision upon reception of the first ACK from any Node-B **504 a, 504 b**. The Node-Bs **504 a, 504 b** may set a timer waiting for an ACK from other Node-Bs **504 a, 504 b**, and if the Node-Bs **504 a, 504 b** do not receive any ACK before the expiration of the timer, the Node-Bs **504 a, 504 b** generates a NACK decision.

The streamlined connection **510 a, 510 b** between Node-Bs **504 a, 504 b** and an RNC **506** may be implemented in any embodiment of the present invention described herein.

With reference to FIGS. **6** and **7**, signaling of the ACK/NACK decision between an RNC and Node-Bs is explained. FIG. **6** shows a system **600** whereby a non-primary Node-B **604 b** has the same controlling RNC (CRNC) **606** as the primary Node-B **604 a**. In this case, the CRNC **606** sends an asynchronous ACK to the WTRU **602** via the primary Node-B **604 a**.

FIG. **7** shows a system **700** whereby a non-primary Node-B **704 b** has a different CRNC **706 b** from a CRNC **706 a** of the primary Node-B **704 a**. In this case, a serving RNC (SRNC) **707** sends an asynchronous ACK to the WTRU **702** via the primary Node-B **704 a**.

FIGS. **2A** and **2B** are diagrams of a system **200** and a process **250** of the second embodiment of the present invention. In this second embodiment, incremental combining is performed in each Node-B **204 a, 204 b** whereby each Node-B **204 a, 204 b** combines a previous transmission of a data packet with a retransmission of the same data packet with or without increased redundancy from the WTRU **202**.

A WTRU **202** establishes connections with at least two cells controlled by different Node-Bs **204 a, 204 b** for soft handover, and data packets transmitted from the WTRU **202** are received and processed separately by the Node-Bs **204 a, 204 b** (step **252**). Each Node-B **204 a, 204 b** performs an error check on the data packet and generates a CRC result (step **254**). Each Node-B **204 a, 204 b** transmits the CRC result to the RNC **206**. Simultaneously, each Node-B **204 a, 204 b** transmits the CRC result to the WTRU **202** as well (step **256**). The WTRU **202** makes a determination regarding whether there is at least one ACK received from Node-Bs **204 a, 204 b** (step **258**). The WTRU **202** may receive both ACK and NACK signals from the Node-Bs **204 a, 204 b**. If the WTRU **202** receives no ACK, it schedules retransmission of the data packet (step **264**). The Node-Bs **204 a, 204 b** perform incremental combining of the retransmission with the previous transmission. If the WTRU **202** receives at least one ACK from any Node-B **204 a, 204 b**, the WTRU **202** transmits the next data packet (step **262**).

The RNC **206** also makes an ACK/NACK decision based on collected ACK/NACK signals from the Node-Bs **204 a, 204 b** (step **260**). The RNC **206** generates and transmits an ACK decision (step **268**) if the RNC **206** receives at least one ACK from the Node-Bs **204 a, 204 b**. Otherwise, the RNC **206** generates and transmits a NACK decision to the Node-Bs **204 a, 204 b** (step **270**). The ACK/NACK decision is transmitted to the Node-Bs **204 a, 204 b**. Each Node-B **204 a, 204 b** refreshes its soft buffer once it receives ACK decision from the RNC **206** (step **272**). With this scheme, soft buffer corruption is eliminated.

FIGS. **3A** and **3B** are diagrams of a system **300** and a process **350** of a third embodiment of the present invention.

The WTRU 302 establishes at least two connections with cells controlled by different Node-Bs 304 a, 304 b for soft handover. Data packets transmitted from the WTRU 302 are received and processed separately by at least two Node-Bs 304 a, 304 b during soft handover (step 352). Each Node-B 304 a, 304 b performs an error check on the data packet and generates an ACK/NACK result based on the error check on the received data packet (step 354). A Node-B coordinator 308 is provided to coordinate among Node-Bs 304 a, 304 b, and between Node-Bs 304 a, 304 b and the RNC 306. Each Node-B 304 a, 304 b sends the ACK/NACK result to the Node-B coordinator 308 (step 356). In this embodiment, a final decision on whether an ACK or a NACK is transmitted to the WTRU 302 is made by the Node-B coordinator 308. It is determined whether any of the involved Node-Bs 304 a, 304 b generates an ACK as a result of the error check (step 358). If so, the Node-B coordinator 308 commands each of all the involved Node-Bs 304 a, 304 b to flush out the corresponding soft buffer and to prepare for a new transmission, regardless of the result of the error check derived at each Node-B 304 a, 304 b (step 360). In response, each Node-B 304 a, 304 b sends an ACK to the WTRU 302 and refreshes its soft buffer (step 362).

If the results of the error check from all Node-Bs 304 a, 304 b fail, (i.e. all of the Node-Bs 304 a, 304 b generate NACKs) or a response timer Node-B coordinator expires, the Node-B coordinator 308 informs all of the Node-Bs 304 a, 304 b that they failed to successfully decode the transmitted data packet and that they should prepare for retransmission of the data packet (step 364). In response, the Node-Bs 304 a, 304 b send an NACK to the WTRU 302 (step 366).

FIGS. 4A and 4B are diagrams of a system 400 and a process 450 of a fourth embodiment of the present invention. For soft handover, a WTRU 402 establishes a separate connection with at least two cells controlled by different Node-Bs 404 a, 404 b in an active set. Data packets transmitted from the WTRU 402 are received and processed separately by the Node-Bs 404 a, 404 b during soft handover (step 452). Each Node-B 404 a, 404 b performs an error check on the received data packets and generates an indication of success or failure in decoding the data packet (step 454).

Each Node-B 404 a, 404 b transmits a CRC result to the RNC 406 (step 456). If the Node-B 404 a, 404 b succeeds in decoding the data packet, the Node-B 404 a, 404 b sends an ACK to the RNC 406 along with the data packet. If the Node-B 404 a, 404 b fails in decoding the data packet, the Node-B 404 a, 404 b sends a NACK to the RNC 406. An ACK and NACK may be sent with each data block within Iub/Iur frame protocols between Node-Bs 404 a, 404 b and the RNC 406. The RNC 406 makes a final ACK/NACK decision regarding the transmission of the data packet from the error check results conducted by the Node-Bs 404 a, 404 b (step 458). The RNC 406 makes an ACK decision if the RNC 406 receives at least one ACK from the Node-Bs 404 a, 404 b. Otherwise the RNC 406 makes a NACK decision. The ACK or NACK decision made by the RNC 406 is then transmitted back to the Node-Bs 404 a, 404 b at steps 460 and 464, respectively. Each Node-B 404 a, 404 b clears its buffer upon receipt of the ACK decision from the RNC 406. All Node-Bs 404 a, 404 b transmit the same ACK or NACK signal made by the RNC 406 to the WTRU 402 regardless of the CRC result that each Node-B 404 a, 404 b individually derived from the data packet (steps 462 and 466). In this

case, the WTRU 402 may apply maximum ratio combining (MRC) to the received ACK/NACK feedback signals from the Node-Bs 404 a, 404 b.

The soft buffer in each Node-B 404 a, 404 b is managed according to the ACK/NACK decision made by the RNC 406, regardless of the associated error check result derived by the Node-Bs 404 a, 404 b. Consequently, the fourth embodiment of the present invention allows the RNC 406 to align the soft buffer status in each Node-B 404 a, 404 b. Additionally, the WTRU 402 can benefit from the soft handover gain for the ACK/NACK signaling, since identical ACK/NACK signaling is transmitted by all Node-Bs 404 a, 404 b. As such, the WTRU 402 may perform macro diversity combining (maximum ratio combining) for ACK/NACK signaling, since the ACK/NACK signals transmitted back to the WTRU 402 from all the involved Node-Bs 404 a, 404 b are identical.

A fifth embodiment of the present invention will be explained with reference to FIG. 2A. The fifth embodiment is similar to the second embodiment, except that Node-Bs 204 a, 204 b do not perform incremental combining during soft handover. A WTRU 202 establishes connections with at least two cells controlled by different Node-Bs 204 a, 204 b for soft handover. Data packets transmitted from the WTRU 202 are received and processed separately by at least two Node-Bs 204 a, 204 b during soft handover. Each Node-B 204 a, 204 b performs an error check on the data packet and transmits an ACK/NACK signal to the WTRU 202. The Node-Bs 204 a, 204 b send ACKs along with an identification of transmission to an RNC 206. The WTRU 202 sends a sequence of data packets and simultaneously looks at the MAC level for an ACK from any Node-B 204 a, 204 b when it is in soft handover, and only from the current Node-B when it is not in soft handover. This method causes retransmission when either the time-out threshold is exceeded for an ACK or an out-of-sequence is reported by all cells. Alternatively, this embodiment may be implemented with respect to other embodiments including the first embodiment shown in FIG. 1A.

FIGS. 8A and 8B are diagrams of a system 800 and a process 850 for softer handover in accordance with the present invention. During softer handover, the WTRU 802 establishes connections with more than one cell 808 which are controlled by the same Node-B 804 (step 852). EU transmissions from the WTRU 802 are processed by each cell 808 independently (step 854), and each cell 808 transmissions received from the WTRU 802 are processed by the Node-B 804 controlling these cells (step 856). There are two alternatives with respect to incremental combining of transmissions transmitted from the WTRU 802.

In accordance with the first alternative, the Node-B 804 receives data packets from all the involved cells 808 and combines them using a technique, such as maximum ratio combining, before performing error check on the data packet. The resulting combined data packet is error checked at the Node-B 804.

In accordance with the second alternative, each cell 808 processes the data packet individually determining error check on the data packet received from the WTRU 802. The Node-B 804 accepts the data packet that the error check has passed in any of the cells 808 within the active set.

In downlink, the Node-B 804 sends messages including ACK/NACK to the WTRU 802 via all the involved cells 808 (step 858). The WTRU 802 needs to monitor all channels, preferably shared channels, from the involved cells 808 to detect downlink messages. The number of shared channels

that the WTRU **802** should monitor from each cell **808** may be limited, such as up to 4 channels.

One of the cells **808** may be designated as a primary cell **808 a**, while other cells are designated as non-primary cells **808 b**. The primary cell **808 a** sends a message on any of the downlink shared channels allocated to the WTRU **802**. The message carries a shared channel indicator for non-primary cells **808 b**. The non-primary cells **808 b** send messages on the channel indicated by the shared channel indicator. In order to implement this scheme, there is a timing offset between the transmission of the shared channel indicator from the primary cell **808 a** and the transmission of messages from non-primary cells **808 b**. The WTRU **802** first monitors all shared channels from the primary cell **808 a**. Once the WTRU **802** detects that one of the shared channels carry messages to the WTRU **802**, the WTRU **802** reads shared channel indicator along with the downlink messages from the primary cell **808 a**. Then, the WTRU **802** receives messages from the non-primary cells **808 b** indicated by the shared channel indicator. With this scheme, it is possible to lower the number of channels that the WTRU **802** should monitor. The WTRU **802** then combines the messages received from all the involved cells **808** using a technique, such as maximum ratio combining.

Alternatively, for the DL, only the primary cell **808 a** may transmit messages to the WTRU **802**. The Node-B **804** transmits downlink messages via the primary cell **808 a**, while all non-primary cells **808 b** switch off the downlink signaling to the WTRU **802**. With this scheme, the WTRU **802** receive processing is simplified and downlink interference is reduced.

FIG. **9** is a diagram of a system **900** for transferring WTRU-specific information to support EU operation **912** in accordance with the present invention. Initially, an RNC **906** obtains WTRU-specific information from a WTRU **902** using RRC messaging **908** at the initial connection. Then, the WTRU-specific information is forwarded from the RNC **906** to a Node-B **904** to be used in scheduling EU transmissions for the WTRU **902**. The transfer of the information from the RNC **906** to the Node-B **904** is via an Iub interface **910**, and an Iur interface if an SRNC is not the same as a CRNC. A new signaling mechanism may be utilized to transfer the information from the RNC **906** to the Node-B **904**, or alternatively, the existing mechanisms over Iur and Iub interfaces may be modified in order for the RNC **906** to forward relevant WTRU-specific information to the Node-B **904**.

FIG. **10** is a diagram of a system **1000** for transferring information among network entities during soft handover in accordance with the present invention. During EU operation, if a WTRU **1002** needs to change the serving cell or the serving Node-B, a softer or soft handover procedure is initiated. Hereinafter, for simplicity, the present invention will be explained only with respect to a soft handover. During soft handover, some information should be communicated between network entities to support EU operation. The information includes, but is not limited to, information related to an active set, information regarding a primary Node-B if the system so designates, EU scheduling/rate information, and ACK/NACK status information.

An RNC **1006** maintains an active set of cells for handover. The RNC **1006** selects and removes cells in the active set based on measurements reported from Node-Bs **1004 a**, **1004 b** and the WTRU **1002** and on available radio resources. Once the RNC **1006** selects cells for the active set, the RNC **1006** sends messages to the Node-Bs **1004 a**, **1004 b** and the WTRU **1002** to inform the selected cells for

the active set to support soft handover for EU. The RNC **1006** also sends messages to update the active set each time the RNC **1006** adds or removes a cell in the active set. The messages may be transmitted using existing RRC and NBAP/RNSAP active set management procedures or new procedures.

Either the RNC **1006** or the Node-Bs **1004 a**, **1004 b** and the WTRU **1002** may designate one Node-B as a primary Node-B **1004 a** and other Node-Bs in the active set as non-primary Node-Bs **1004 b** during soft handover. The selection of the primary Node-B **1004 a** is based on UL performance measured and reported by each Node-B **1004 a**, **1004 b** and/or DL performance measured and reported by the WTRU **1002**.

During soft handover, only the primary Node-B **1004 a** performs scheduling and assigning radio resources to the WTRU **1002**. The primary Node-B **1004 a** informs the RNC **1006** of scheduled EU transmissions via Iub NBAP signaling or within the EU frame protocol. The RNC **1006** then informs non-primary Node-Bs **1004 b** of the allocation of radio resources for EU and routing of received data. This is also signaled over NBAP or within the EU frame protocol. Alternatively, non-primary Node-Bs **1004 b** may be informed by Iub NBAP procedures of sets of EU physical channels for the period each cell is within the active subset. Each non-primary Node-B **1004 b** within the active set continuously receives these channels independent of radio resources allocation scheduled by the primary Node-B **1004 a**.

Although the features and elements of the present invention are described in the preferred embodiments in particular combinations, each feature or element can be used alone without the other features and elements of the preferred embodiments or in various combinations with or without other features and elements of the present invention.

The invention claimed is:

1. A network node comprising:  
at least one wireless transceiver; and  
a processor,

wherein, during a softer handover procedure, the processor and the at least one wireless transceiver are configured to:

- control operations of a primary cell and a non-primary cell associated with the at least one wireless transceiver;
- communicating with a wireless transmit/receive unit (WTRU) via the primary cell and the non-primary cell;
- send a message over a shared downlink control channel of the primary cell to the WTRU via only the primary cell and not via the non-primary cell, wherein the message includes information identifying a shared downlink data channel of the non-primary cell; and
- after sending the message over the shared downlink control channel of the primary cell to the WTRU, send downlink data to the WTRU over the identified shared downlink data channel of the non-primary cell.

2. The network node of claim **1**, wherein the message further includes control information.

3. The network node of claim **1**, wherein the shared downlink control channel is one of a plurality of shared downlink control channels unique to the primary cell.

4. The network node of claim **1**, wherein the processor further causes the network node to:  
designate the primary cell and the non-primary cell.

11

5. A method comprising:  
operating a network node for communication with a wireless transmit/receive unit (WTRU);  
controlling, using the network node, operations of a primary cell and a non-primary cell to communicate with the WTRU;  
sending a message over a shared downlink control channel of the primary cell, using the network node, to the WTRU via only the primary cell and not via the non-primary cell, wherein the message includes information identifying a shared downlink data channel of the non-primary cell; and  
after sending the message over the shared downlink control channel of the primary cell to the WTRU, sending, using the network node, downlink data to the WTRU over the identified shared downlink data channel of the non-primary cell.

6. The method of claim 5, wherein the message further includes control information.

7. The method of claim 6, further comprising: transmitting, to the WTRU, the control information over one of a plurality of shared downlink control channels via only the primary cell.

8. A method comprising:  
operating, using a network node, a primary cell and a non-primary cell for communication with a wireless transmit/receive unit (WTRU);  
sending a message over a shared downlink control channel of the primary cell to the WTRU via only the primary cell and not via the non-primary cell, wherein the message includes information identifying a shared downlink data channel carried by the non-primary cell; and  
after sending the message over the shared downlink control channel of the primary cell to the WTRU, sending downlink data over the identified shared downlink data channel to the WTRU.

9. The method of claim 8, wherein the message includes control information.

10. The method of claim 9, further comprising: transmitting, to the WTRU, the control information over one of a plurality of shared downlink control channels via only the primary cell.

11. A method for operating a wireless network, the method comprising:

12

operating, using a network node, a primary cell and a non-primary cell for communication with a wireless transmit/receive unit (WTRU);  
sending a message over a shared downlink control channel of the primary cell to the WTRU via only the primary cell and not via the non-primary cell, wherein the message includes information identifying a shared downlink data channel of the non-primary cell; and  
after sending the message over the shared downlink control channel of the primary cell to the WTRU, sending downlink data to the WTRU over the identified shared downlink data channel.

12. The method of claim 11, wherein the message further includes control information.

13. The method of claim 12, further comprising: transmitting, to the WTRU, the control information over one of a plurality of shared downlink control channels via only the primary cell.

14. A system comprising:  
a radio network controller (RNC); and  
a plurality of network nodes coupled to the RNC, wherein one of the plurality of network nodes comprising:  
at least one wireless transceiver; and  
a processor, wherein, during a softer handover procedure, the processor and the at least one wireless transceiver are configured to:  
control operations of a primary cell and a non-primary cell associated with the at least one wireless transceiver to communicate with a wireless transmit/receive unit (WTRU);  
send a message over a shared downlink control channel of the primary cell to the WTRU via only the primary cell and not via the non-primary cell, wherein the message includes information identifying a shared downlink data channel of the non-primary cell; and  
after sending the message over the shared downlink control channel of the primary cell to the WTRU, send downlink data to the WTRU over the identified shared downlink data channel of the non-primary cell.

15. The system of claim 14, wherein the message further includes control information.

16. The system of claim 14, wherein the shared downlink control channel is one of a plurality of shared downlink control channels unique to the primary cell.

\* \* \* \* \*