



US011082518B2

(12) **United States Patent**
Jeong et al.

(10) **Patent No.:** **US 11,082,518 B2**

(45) **Date of Patent:** ***Aug. 3, 2021**

(54) **METHOD FOR OPERATING RELATION SERVER AND SYSTEM USING THE SAME**

(52) **U.S. Cl.**
CPC **H04L 67/2833** (2013.01)

(71) Applicant: **ELECTRONICS AND TELECOMMUNICATIONS RESEARCH INSTITUTE**, Daejeon (KR)

(58) **Field of Classification Search**
CPC H04L 67/303; H04L 67/2833
(Continued)

(72) Inventors: **Young-Sic Jeong**, Daejeon (KR);
Sang-Keun Yoo, Sejong (KR);
Yong-Woon Kim, Asan-si (KR)

(56) **References Cited**

U.S. PATENT DOCUMENTS

6,993,398 B2 1/2006 Li et al.
8,060,588 B2 11/2011 Yook et al.
(Continued)

(73) Assignee: **ELECTRONICS AND TELECOMMUNICATIONS RESEARCH INSTITUTE**, Daejeon (KR)

FOREIGN PATENT DOCUMENTS

KR 10-2004-0090600 10/2004
KR 10-2010-0129488 12/2010
(Continued)

(*) Notice: Subject to any disclaimer, the term of this patent is extended or adjusted under 35 U.S.C. 154(b) by 0 days.

This patent is subject to a terminal disclaimer.

OTHER PUBLICATIONS

MobileIron FAQ, Oct. 13, 2013, <https://www.mobileiron.com/en/resources/faq>.

(21) Appl. No.: **16/894,167**

Primary Examiner — Wing F Chan

(22) Filed: **Jun. 5, 2020**

Assistant Examiner — Leon Y Tseng

(65) **Prior Publication Data**

US 2020/0304588 A1 Sep. 24, 2020

(74) *Attorney, Agent, or Firm* — Kile Park Reed & Houtteman PLLC

Related U.S. Application Data

(63) Continuation of application No. 14/931,213, filed on Nov. 3, 2015, now Pat. No. 10,701,169.

(57) **ABSTRACT**

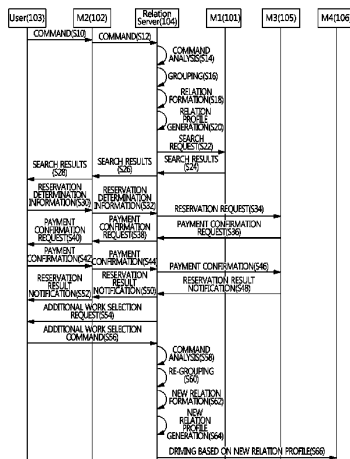
Disclosed herein are a method for operating a relation server and a system using the method. The method for operating the relation server for managing relations between machines includes generating, by the relation server, a capability set required to execute a command by analyzing the command, and grouping, by the relation server, machines that are to execute the command, among the machines, based on the generated capability set, and capability parameters and status parameters of respective machines that have been previously registered in the relation server or that are extractable by the relation server.

(30) **Foreign Application Priority Data**

Nov. 3, 2014 (KR) 10-2014-0151327
Nov. 3, 2014 (KR) 10-2014-0151328
(Continued)

(51) **Int. Cl.**
H04L 29/08 (2006.01)

20 Claims, 2 Drawing Sheets



(30) **Foreign Application Priority Data**

Jan. 23, 2015 (KR) 10-2015-0011217
Jun. 30, 2015 (KR) 10-2015-0093338
Oct. 19, 2015 (KR) 10-2015-0145571
Nov. 3, 2015 (KR) 10-2015-0153925

(58) **Field of Classification Search**

USPC 709/226
See application file for complete search history.

(56) **References Cited**

U.S. PATENT DOCUMENTS

9,319,484 B2 4/2016 Tanimoto
2012/0054065 A1 3/2012 Sung et al.
2014/0177605 A1 6/2014 Kwon et al.
2014/0317261 A1 10/2014 Shatzkamer et al.

FOREIGN PATENT DOCUMENTS

KR 10-1406854 6/2014
KR 10-2014-0109940 9/2014
WO 2013/106204 7/2013

FIG. 1

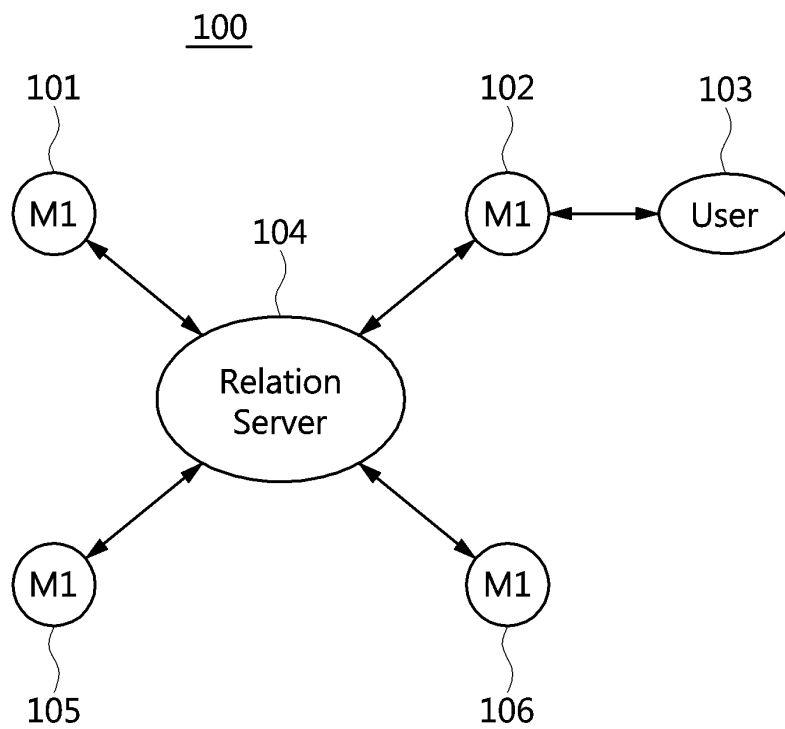
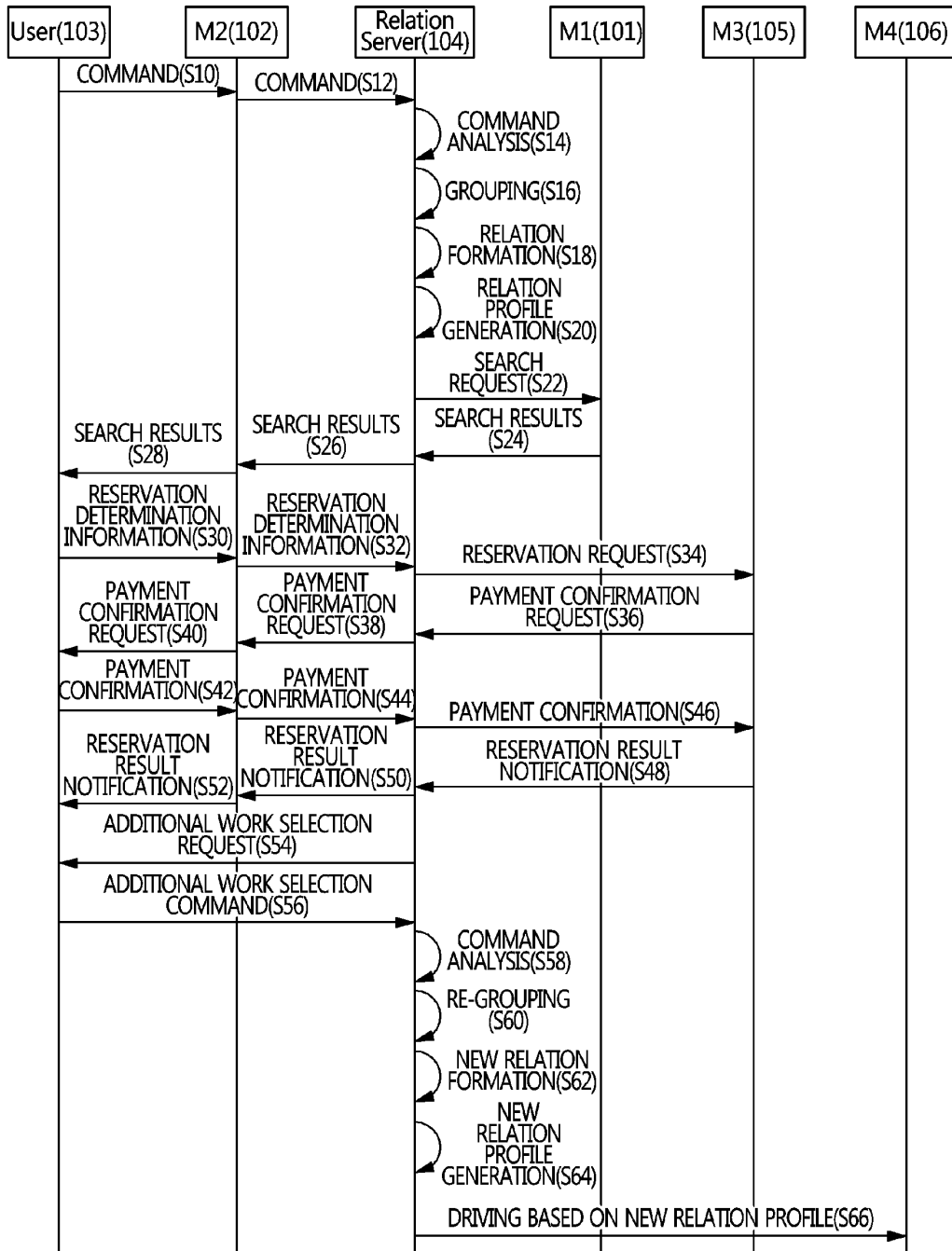


FIG. 2



METHOD FOR OPERATING RELATION SERVER AND SYSTEM USING THE SAME

CROSS REFERENCE TO RELATED APPLICATIONS

This is a continuation application based on currently pending U.S. patent application Ser. No. 14/931,213 filed Nov. 3, 2015, the disclosure of which is incorporated herein by reference in its entirety. U.S. patent application Ser. No. 14/931,213 claims the priority benefit of Korean Patent Application Nos. 10-2014-0151328 filed Nov. 3, 2014, 10-2014-0151327 filed Nov. 3, 2014, 10-2015-0011217 filed Jan. 23, 2015, 10-2015-0093338 filed Jun. 30, 2015, 10-2015-0145571 filed Oct. 19, 2015, and 10-2015-0153925 filed Nov. 3, 2015 which are hereby incorporated by reference in their entirety into this application.

BACKGROUND OF THE INVENTION

1. Technical Field

Embodiments based on the concept of the present invention generally relate to a method for operating a relation server and a system using the method and, more particularly, to a method for operating a relation server and a system using the method, which manage relations between machines that are required in order to execute an externally received command.

2. Description of the Related Art

Recently, systems for connecting machines through a network and sharing information between the machines have been applied to various fields, such as health care, telemetry, smart homes, and smart cars, as well as household appliances and electronic devices.

Therefore, when various machines form collaborative relations, methods for managing the relations between the machines are required.

SUMMARY OF THE INVENTION

Accordingly, the present invention has been made keeping in mind the above problems occurring in the prior art, and an object of the present invention is to provide a method for operating a relation server and a system using the method, which manage relations between machines that are required in order to execute externally received commands.

In accordance with an aspect of the present invention to accomplish the above object, there is provided a method for operating a relation server, the relation server managing relations between machines, including generating, by the relation server, a capability set required to execute a command by analyzing the command, and grouping, by the relation server, machines that are to execute the command, among the machines, based on the generated capability set, and capability parameters and status parameters of respective machines that have been previously registered in the relation server or that are extractable by the relation server.

Each of the capability parameters may include sub-parameters related to at least one of a title of an executable process, an input parameter, an output parameter, a process processing time, process processing conditions, and executable functions.

Each of the status parameters may include sub-parameters related to at least one of a current active state, current

availability or unavailability, a current process, a scheduled termination time for the current process state, a currently executed function, and a scheduled termination time of the currently executed function.

A machine profile including information about each of the machines may include a capability parameter and a status parameter, and the machine profile may further include at least one of a machine ID parameter, a user ID parameter, a group ID parameter, a machine operating system parameter, and a machine interface parameter.

The machine operating system parameter may include sub-parameters related to a type and a version of an operating system used by each of the machines.

The machine interface parameter may include sub-parameters related to interfaces and interface protocols between the machines, and interfaces and interface protocols between each machine and the relation server.

The method may further include forming relations between the grouped machines based on the capability set, capability parameters and status parameters of the respective grouped machines.

The relations may include information about the grouped machines and information about a task processing schedule of the grouped machines.

The method may further include generating, by the relation server, a relation profile based on the relations.

The relation profile may include at least one of a capability set parameter, grouped machine parameters, a work group ID parameter, a task description parameter, and a task processing schedule parameter.

The task processing schedule parameter may include sub-parameters related to at least one of a process start time of each process, process start conditions, machine IDs of allocated machines, functions that are used, a start time of each of the functions, a predicted process termination time, interface parameters, and process termination conditions.

The method may further include operating, by the relation server, the grouped machines according to a task processing schedule included in the relation profile.

The method may further include, after completing the execution of the command, releasing, by the relation server,

the method may further include requesting, by the relation server, an intervention of a user based on processes included in the relation profile.

The intervention of the user may include an approval or a selection of the user related to an execution of the process.

The method may further include re-grouping, by the relation server, the machines according to the approval or the selection of the user, and forming, by the relation server, new relations between the re-grouped machines.

The method may further include generating, by the relation server, a new relation profile based on the new relations.

In accordance with another aspect of the present invention to accomplish the above object, there is provided a system, comprising multiple machines, and a relation server for managing relations between the multiple machines, wherein the relation server generates a capability set required to execute a command by analyzing the command, and groups machines that are to execute the command, among the machines, based on the generated capability set, and capability parameters and status parameters of respective machines that have been previously registered in the relation server or that are extractable by the relation server.

BRIEF DESCRIPTION OF THE DRAWINGS

The above and other objects, features and advantages of the present invention will be more clearly understood from

the following detailed description taken in conjunction with the accompanying drawings, in which:

FIG. 1 is a conceptual diagram showing a system according to an embodiment of the present invention; and

FIG. 2 illustrates an embodiment of a scenario that can be applied to the system of FIG. 1.

DESCRIPTION OF THE PREFERRED EMBODIMENTS

Specific structural or functional descriptions related to embodiments based on the concept of the present invention and disclosed in the present specification are merely illustrated to describe embodiments based on the concept of the present invention, and the embodiments based on the concept of the present invention may be implemented in various forms and should not be interpreted as being limited to the above embodiments described in the present specification.

The embodiments based on the concept of the present invention may be modified in various manners and may have various forms, so that embodiments are intended to be illustrated in the drawings and described in detail in the present specification. However, it should be understood that those embodiments are not intended to limit the embodiments based on the concept of the present invention to specific disclosure forms and they include all changes, equivalents or modifications included in the spirit and scope of the present invention.

The terms such as “first” or “second” may be used to describe various components, but those components should not be limited by the terms. The terms are merely used to distinguish one component from other components, and a first component may be designated as a second component and a second component may be designated as a first component in the similar manner, without departing from the scope based on the concept of the present invention.

It should be understood that a representation indicating that a first component is “connected” or “coupled” to a second component may include the case where the first component is connected or coupled to the second component with some other component interposed therebetween, as well as the case where the first component is “directly connected” or “directly coupled” to the second component. In contrast, it should be understood that a representation indicating that a first component is “directly connected” or “directly coupled” to a second component means that no component is interposed between the first and second components. Other representations describing relationships among components, that is, “between” and “directly between” or “adjacent to,” and “directly adjacent to,” should be interpreted in similar manners.

The terms used in the present specification are merely used to describe specific embodiments and are not intended to limit the present invention. A singular expression includes a plural expression unless a description to the contrary is specifically pointed out in context. In the present specification, it should be understood that the terms such as “include” or “have” are merely intended to indicate that features, numbers, steps, operations, components, parts, or combinations thereof that are described in the present specification are present, and are not intended to exclude a possibility that one or more other features, numbers, steps, operations, components, parts, or combinations thereof will be present or added.

Unless differently defined, all terms used here including technical or scientific terms have the same meanings as the terms generally understood by those skilled in the art to

which the present invention pertains. The terms identical to those defined in generally used dictionaries should be interpreted as having meanings identical to contextual meanings of the related art, and are not interpreted as being ideal or excessively formal meanings unless they are definitely defined in the present specification.

FIG. 1 is a conceptual diagram showing a system according to an embodiment of the present invention.

Referring to FIG. 1, a system 100 according to an embodiment of the present invention may include multiple machines 101, 102, 105, and 106, and a relation server 104.

In FIG. 1, for the convenience of description, a user 103 is shown together with the above components, and may be a user or a user terminal.

Although four machines 101, 102, 105, and 106 are illustrated in FIG. 1 by way of example, the technical scope of the present invention should not be construed as being limited to any specific number of machines included in the system 100.

Each of multiple machines 101, 102, 105, and 106 may have its own machine profile.

The machine profile means data including various types of information related to each machine 101, 102, 105, or 106. According to an embodiment, the machine profile may include at least one of the parameters of the machine profile presented in the following Table 1. Each of the machine profile parameters may include at least one sub-parameter.

In the present specification, the term “sub-parameter” may denote a parameter including detailed items for the corresponding parameter.

TABLE 1

Parameters of machine profile	Sub-parameters
Status	Current operation (active) state Current availability or unavailability (standby) Current process Scheduled termination time of current process Currently executed function Scheduled termination time of currently executed function
Capability	Title of process Input parameter Output parameter Process processing time Process processing condition(s) Function 1 Function 2 ... Function n
Machine ID	—
User ID	—
Group ID	—
Machine operating system	Operating system type Operating system version
Machine interface	Interface protocol(s) between machines Interface parameter(s) between machines Interface protocol(s) between machines and relation server Interface parameter(s) between machines and relation server

Referring to Table 1, the sub-parameters of the status parameter may include the current active state of each of the machines 101, 102, 105, and 106, information about whether each of the machines 101, 102, 105, and 106 is currently available or unavailable (i.e. in a standby state), a current process, a scheduled termination time of the current process, the currently executed function, and the scheduled termination time of the currently executed function.

5

The currently executed function may denote the function that is currently being executed among various functions that are executed in order to perform a single process. For example, the currently executed function may be a function such as ‘washing’, ‘rinsing’, or ‘spin-drying’, performed for the process ‘laundrying’.

The sub-parameters of the capability parameter may include the title of a process, which can be processed by each of the machines 201, 202, 204, and 205, an input parameter, an output parameter, a process processing time, a process processing condition, and multiple functions related to the executable task (function 1, function 2, function 3, . . . , function n). The input parameter may refer to information that is input in order to operate the corresponding machine, and the output parameter may refer to information that is output from the corresponding machine depending on the results of operation.

The machine ID parameter denotes a unique identifier allocated to each of the machines 101, 102, 105, and 106 to identify each of the machines 101, 102, 105, and 106.

The user ID parameter denotes a unique identifier allocated to a user who is capable of utilizing each of the machines 101, 102, 105, and 106.

The group ID parameter denotes a unique identifier allocated to a user group (e.g. members of a family, members of a specific company, etc.) that is capable of utilizing each of the machines 101, 102, 105, and 106.

The sub-parameters of the machine operating system (OS) parameter may include the type and version of the OS that is used by each of the machines 101, 102, 105, and 106.

The sub-parameters of the machine interface parameter may include interface protocols between the machines 101, 102, 105, and 106, interface parameters between the machines 101, 102, 105, and 106, interface protocols between each machine 101, 102, 105, or 106 and the relation server 104, and interface parameters between each machine 101, 102, 105, or 106 and the relation server 104.

In accordance with an embodiment, the machine profile may be defined and implemented in the form of a schema having a hierarchical structure. That is, the machine profile may be defined and implemented as a data structure having a structure system such as that given in Table 1. In this case, the machine profile may further include a tag, indicating the last portion of each parameter (or machine profile), in the last portion of each parameter (or the last portion of the machine profile).

The system 100 of FIG. 1 is a centralized system in which the machines 101, 102, 105, and 106 are grouped by the relation server 104 and the sequence of the operations of the machines 101, 102, 105, and 106 is designated.

The relation server 104 may perform a grouping for the machines that have been previously registered in the relation server 104 or that are extractable (that is, capable of being selected) by a communication with the relation server 104 among various machines.

The relation server 104 may generate a capability set required to execute a command by analyzing the command input from the user 103, and may group the machines 101, 102, 105, and 106 based on the generated capability set and the machine profiles of the machines 101, 102, 105, and 106, for example, capability parameters and status parameters.

In the present specification, the term ‘analysis of a command’ may be used interchangeably with the term ‘analysis of a task corresponding to a command’.

According to an embodiment, the relation server 104 may form relations between the machines 101, 102, 105, and 106, based on the capability set, the capability parameters and the

6

status parameters of the respective machines 101, 102, 105, and 106, and generate a relation profile based on the relations. The generated relation profile may be stored in the relation server 104 or a storage space associated with the relation server 104.

The term ‘relation’ in the present specification may mean a concept including not only machines (i.e. a machine group) associated to collaborate with each other on a process, but also a task processing schedule (e.g. the sequence of operations, a task collaborative relation, etc.) required to allow the machines to perform the process.

According to an embodiment, the present invention may further include a procedure in which the relation server 104 analyzes the command using the data prestored in the relation server 104 or in the storage space associated with the relation server 104 when the relation profile is generated. In this case, the relation server 104 may form the relations between the machines 101, 102, 105, and 106 based on the analyzed command and the capability parameters and the status parameters of the respective machines 101, 102, 105, and 106 and may generate a relation profile based on the relations.

According to an embodiment, the relation server 104 may request an intervention of a user to the user 103 according to the processes included in the relation profile. The intervention of the user may include an approval or a selection of the user related to an execution of the processes. In this case, the user 103 may transmit a result of the approval for all of the processes or the selection for a part of the processes to the relation server 104, by responding to the request from the relation server 104. The said user intervention step may be performed at various times according to an embodiment. For example, the intervention of the user may be performed after the relation profile is generated or be performed before an addition work is conducted.

According to another embodiment, the relation server 140 may request the intervention of the user to the user 103 only when a process result of the processes included in the relation profile make a critical effect on the user 103.

The relation server 104 may re-group the machines 101, 102, 105, and 106 according to the intervention (e.g. the approval of the selection) of the user 103, and may generate a new relations of the re-grouped machines. And, the relation server 104 may generate a new relation profile according to the new relations.

According to an embodiment, relation profile may include at least one of the parameters presented in the following Table 2. Each of the parameters of the relation profile may include at least one sub-parameter.

The term “task” in the present specification may mean a set of processes (or functions) that need to be performed based on the results of analyzing the command input from the user 103. And, the term “relation profile” in the present specification may broadly mean data representing relations formed to perform a task.

TABLE 2

Parameters of relation profile	Sub-parameters
Capability set	Capability 1 ... Capability n
Grouped machines	Machine ID 1 ... Machine ID n

TABLE 2-continued

Parameters of relation profile	Sub-parameters
Work group ID	—
Task description	—
Task processing schedule	Process 1 Process start time Process start condition(s) Allocated machine ID Start time of function 1 Function 1 ... Start time of function n function n Predicted termination time of process 1 Interface parameter Termination condition(s) of process 1 ... Process n Process start time Process start condition(s) Allocated machine ID Start time of function 1 function 1 ... Start time of function n Function n Predicted termination time of process n Interface parameters Termination condition(s) of process n

Referring to Table 2, the parameters of the relation profile may include a capability set parameter, grouped machine parameters, a work group ID parameter, a task description parameter, a task processing schedule parameter, etc.

The capability set parameter may include information about capability parameters, which are required for relevant task, and machines may be grouped based on the capability set parameters.

The grouped machine parameters may include information about the machine IDs (machine ID 1, . . . , machine ID n) of machines grouped to perform the relevant task.

The work group ID parameter may denote the ID required to identify the entire group of the grouped machines.

The task description parameter may include various types of additional information related to the relevant task. For example, the task description parameter may include details about the tasks for the relevant task in the form of text.

The task processing schedule parameter may include relations (e.g. a processing sequence) between multiple processes (process 1, . . . , process n) and sub-parameters related to the respective processes (process 1, . . . , process n).

According to an embodiment, the sub-parameters of the task processing schedule parameter may include the process start time of each process, the start condition(s) of each process, the machine IDs of machines allocated, the functions used, the start time of each of the functions, the predicted termination time of the process, interface parameters, the termination condition(s) of the process, etc.

According to an embodiment, the relation profile may be defined and implemented in the form of a schema having a hierarchical structure. That is, the relation profile may be defined and implemented as a data structure having a structure system, such as that given in Table 2. In this case, the relation profile may further include a tag, indicating the last portion of each parameter (or the relation profile), in the last portion of each parameter (or the last portion of the relation profile).

In the present specification, the term “capability set” may be used as a concept having a level which is equivalent to the task. For example, work, that is, a capability set corresponding to a task, such as “housework” may be composed of processes (or functions) such as “cleaning”, “doing the dishes”, and “doing the laundry”.

According to an embodiment, the relation server 104 may list the machine ID parameters of the respective machines 101, 102, 105, and 106 grouped to execute the command and arrange the listed machine ID parameters according to the sequence of operations suitable for the execution of the command.

In this case, in the arrangement corresponding to the operation sequence, the status parameters of respective machines 101, 102, 105, and 106 may be taken into consideration. For example, when a relevant machine is found to be currently in an active state using the sub-parameters of the machine 101, 102, 105, or 106, the sequence of operations may be arranged in consideration of available times using the scheduled termination time parameter for the current active state.

For example, when a relevant machine is found to be currently in an available state using the sub-parameter indicating current availability or unavailability (standby state), among the sub-parameters of the machine 101, 102, 105, or 106, the operations of the machines may be arranged according to the sequence most suitable for the execution of the command.

According to the determined operation sequence, the relation server 104 may execute the command received from the user 103 by requesting each of the machines 101, 102, 105, and 106 to perform process.

In the system 100 of FIG. 1, the machines 101, 102, 105, and 106 may be entirely controlled by the relation server 104, and thus the machines 101, 102, 105, and 106 do not need to exchange data with each other.

The relation server 104 is not limited as to the location or form thereof as long as it is capable of communicating with the machines 101, 102, 105, and 106. For example, the relation server 104 may be implemented using a smart phone.

The machine profiles of the machines 101, 102, 105, and 106 may be previously registered in the relation server 104 and may be transmitted to the relation server 104 at the request of the relation server 104. According to an embodiment, when the machine profiles are previously registered, the relation server 104 may fixedly store the capability parameters, machine ID parameters, user ID parameters, group ID parameters, machine operating system (OS) parameters, and machine interface parameters, and may update the status parameters while communicating with the machines 101, 102, 105, and 106.

The relation server 104 may always be maintained in the state in which it is capable of communicating with the machines 101, 102, 105, and 106 by setting interface protocols and protocol parameters to be used to communicate with the machines 101, 102, 105, and 106 using the machine profiles.

The method for operating the relation server 104 will be described in greater detail with reference to the scenario of FIG. 2.

FIG. 2 illustrates an embodiment of a scenario that can be applied to the system of FIG. 1.

Referring to FIGS. 1 and 2, it is assumed that, in FIG. 2, the first machine 101 is a movie search engine, the second machine 102 is a smart phone, the third machine 105 is a machine having a movie reservation function (e.g. a com-

munication terminal in which a movie reservation application is installed), and the fourth machine **105** is a boiler control machine having a communication function.

The second machine **102** may receive a command, for example, a 'movie recommendation' command, from the user **103** at step **S10**. According to an embodiment, the command may be received via email, a social network service (SNS), or a messenger.

The second machine **102** may forward the command received from the user **103** to the relation server **104** at step **S12**.

The relation server **104** may analyze the received command at step **S14**, and may generate a capability set required to execute the command based on the results of the analysis and group the machines **101**, **102**, **105**, and **106**, which will execute the command, based on the generated capability set, at step **S16**. For example, the relation server **104** may group the machines that may perform processes or functions included in the capability set required to execute the command, based on the machine profiles of the respective machines **101**, **102**, **105**, and **106**.

The relation server **104** may form relations between the machines **101**, **102**, **105**, and **106** based on the capability parameters and the status parameters of the respective grouped machines **101**, **102**, **105**, and **106** at step **S18**.

According to an embodiment, the relation server **104** may utilize machine profiles in which the capability parameters and the status parameters of the machines **101**, **102**, **105**, and **106**, which have been previously registered in the relation server **104**, are included.

According to another embodiment, the relation server **104** may also use machine profiles acquired from a query that is transmitted from the relation server **104** to each of the machines **101**, **102**, **105**, and **106**.

The relation server **104** may generate a relation profile based on the relations formed between the machines **101**, **102**, **105**, and **106** at step **S20**.

The relation server **104** may perform management so that the machines **101**, **102**, **105**, and **106** perform required operations at required times depending on the relation profile.

For example, the relation server **104** may set the sequence of operations of the machines **101**, **102**, **105**, and **106** based on the machine profiles (capability parameters, status parameters, etc.) of the respective machines **101**, **102**, **105**, and **106**, and may then arrange the machine IDs according to the set sequence and store the arranged machine IDs in the relation profile.

The relation server **104** may request the first machine **101** to search for movies using the stored relation profile at step **S22**.

In this case, the relation server **104** may request the first machine to search for movies based on information about movies that meet movie search conditions input by the user **103** (e.g. a movie title, a movie theater, a synopsis, a running time, or the like). According to an embodiment, the movie search conditions may be included in the command input from the user **103** at step **S10**.

The first machine **101** may transmit the found movie information to the user **103** via the relation server **104** and the second machine **102** at steps **S24**, **S26**, and **S28**.

The user **103** enters information about the determination to make a reservation (e.g. the selected movie, the selected movie theater, the movie start time, the number of tickets to be reserved, etc.) in response to the found movie information, and may deliver the information about the determina-

tion to make a reservation (reservation determination information) to the relation server **104** via the second machine **102** at steps **S30** and **S32**.

The relation server **104** may transmit a reservation request to the third machine **105** based on the received reservation determination information at step **S34**.

The third machine **105** may reserve a movie corresponding to the reservation determination information, and may transmit a payment confirmation request to the user **103** via the relation server **104** and the second machine **102** at steps **S36**, **S38**, and **S40**.

The user **103** may transmit payment confirmation to the third machine **105** via the second machine **102** and the relation server **104** at steps **S42**, **S44**, and **S46**.

The third machine **105** may reserve the movie in response to payment confirmation from the user **103**, and may provide notification of the results of the reservation to the user **103** via the relation server **104** and the second machine **102** at steps **S48**, **S50**, and **S52**.

The relation server **104** may transmit a request, which is required in order to obtain the selection or approval of work that can be additionally performed in compliance with the command of the user **103** transmitted at step **S10**, to the user **103** at step **S54**.

According to an embodiment, the relation server **104** may transmit information about a list of additional works, information about machines for processing the additional works, and information about the sequence (or schedule), in which the additional works are to be processed, to the user **103**.

The user **103** may select and input additional works to be conducted, and may transmit a command for selecting the input additional works to the relation server **104** at step **S56**.

The relation server **104** may analyze the additional work selection command transmitted from the user **103** at step **S58**, generate a capability set required to execute the command based on the results of the analysis, and re-group the machines **101**, **102**, **105**, and **106**, which will collaborate in the performance of the additional works selected by the user **103**, based on the generated capability set, at step **S60**.

The relation server **104** may form new relations between the machines **101**, **102**, **105**, and **106** based on the capability parameters and the status parameters of the respective re-grouped machines **101**, **102**, **105**, and **106** at step **S62**.

The relation server **104** may generate a new relation profile based on the newly formed relations at step **S64**.

Thereafter, the relation server **104** may perform management so that the corresponding machines perform required operations at required times based on the newly generated relation profile.

For example, the relation server **104** may schedule the operation of a boiler so that the boiler is driven via the fourth machine **106** in accordance with the time at which the movie is to be terminated based on movie reservation information at step **S66**.

According to an embodiment, after the execution of the command has been completed, the relation server **104** may release the formed relations and delete the relation profile.

Although the present invention has been described with reference to the embodiments illustrated in the drawings, those skilled in the art will understand that various modifications and other equivalent embodiments are possible from the above embodiments. Therefore, the technical scope of the present invention should be defined by the technical spirit of the accompanying claims.

The method according to the embodiments may be implemented as a program that can be executed by various computer means. In this case, the program may be recorded

11

on a computer-readable storage medium. The computer-readable storage medium may include program instructions, data files, and data structures solely or in combination. Program instructions recorded on the storage medium may have been specially designed and configured for the present disclosure, or may be known to or available to those who have ordinary knowledge in the field of computer software. Examples of the computer-readable storage medium include all types of hardware devices specially configured to record and execute program instructions, such as magnetic media, such as a hard disk, a floppy disk, and magnetic tape, optical media, such as compact disk (CD)-read only memory (ROM) and a digital versatile disk (DVD), magneto-optical media, such as a floptical disk, ROM, random access memory (RAM), and flash memory. Examples of the program instructions include machine language code, such as code created by a compiler, and high-level language code executable by a computer using an interpreter. The hardware devices may be configured to operate as one or more software modules in order to perform the operation of the present disclosure, and vice versa.

The method and system according to embodiments of the present invention are advantageous in that machines to execute a command may be grouped based on the capability parameters and the status parameters of machines, and optimal relations between the machines grouped to execute the command may be formed.

As described above, although the embodiments have been described with reference to a limited number of embodiments and drawings, those skilled in the art will appreciate that various changes and modifications are possible from the above descriptions. For example, even if the above-described technologies are performed in a sequence differing from that of the described method, and/or components such as a system, a structure, a device, and a circuit are coupled or combined in a way differing from that of the described method or are replaced with or substitute other components or equivalents, suitable results can be achieved.

Therefore, it should be understood that other embodiments and examples and equivalents of the accompanying claims belong to the scope of the accompanying claims.

What is claimed is:

1. A system, comprising:
 - multiple machines; and
 - a relation server for storing a relation profile including a task processing schedule parameter which defines a sequence of performing multiple processes, and for requesting selected machines of the multiple machines to perform the multiple processes,
 wherein the relation server generates a new relation profile based on an intervention by a user in the relation profile,
 - wherein the task processing schedule parameter configures a start time of at least one process of the multiple processes, and
 - wherein the multiple machines includes at least one of a home appliance, a smart phone or a search engine.
2. The system of claim 1, wherein:
 - a first machine of the multiple machines forwards a command received from the user to the relation server, the relation server controls the selected machines for performing the multiple processes according to the command, and
 - the selected machine includes the first machine.
3. The system of claim 2, wherein:
 - the command includes a reservation or a payment.

12

4. The system of claim 2, wherein:
 - the relation profile includes a capability set parameter, and the capability set parameter corresponds to information about capabilities required for performing the command.
5. The system of claim 2, wherein:
 - the relation profile includes a group parameter, and the group parameter corresponds to identities of machines required for performing the command.
6. The system of claim 2, wherein:
 - the relation profile includes a group identity parameter, and
 - the group identity parameter corresponds to an identity of a group consisting of machines required for performing the command.
7. The system of claim 2, wherein:
 - the relation profile includes a task description parameter, the task description parameter corresponds to information related to the command, and the information is saved in a form of text.
8. The system of claim 1, wherein:
 - the task processing schedule parameter includes a sub-parameter configuring a start condition of at least one process of the multiple processes, or a sub-parameter configuring an allocated machine identity of at least one process of the multiple processes.
9. The system of claim 1, wherein:
 - the relation server stores multiple machine profiles of the multiple machines.
10. The system of claim 9, wherein:
 - at least one machine profile of the multiple machine profiles includes a status parameter, and
 - the status parameter includes at least one sub-parameter of a current operation status sub-parameter, a current availability sub-parameter, a current process sub-parameter, a scheduled termination time of current process sub-parameter, a current execution function sub-parameter, or a scheduled termination time of currently executed function sub-parameter.
11. The system of claim 9, wherein:
 - at least one machine profile of the multiple machine profiles includes a capability parameter, and
 - the capability parameter includes at least one sub-parameter of a title of process sub-parameter, an input parameter sub-parameter, an output parameter sub-parameter, a process processing time sub-parameter, a process processing condition sub-parameter, or a function sub-parameter.
12. The system of claim 9, wherein:
 - at least one machine profile of the multiple machine profiles includes a machine identity parameter.
13. The system of claim 9, wherein:
 - at least one machine profile of the multiple machine profiles includes a user identity parameter, and
 - the user identity parameter corresponds to an identity of a user being capable of using a machine corresponding to the at least one machine profile.
14. The system of claim 9, wherein:
 - at least one machine profile of the multiple machine profiles includes a group identity parameter, and
 - the group identity parameter corresponds to an identity of a user group being capable of using a machine corresponding to the at least one machine profile.
15. The system of claim 8, wherein:
 - at least one machine profile of the multiple machine profiles includes an operating system parameter, and

the operating system parameter corresponds to a type of an operating system which is used by a machine corresponding to the at least one machine profile.

16. The system of claim 8, wherein:
at least one machine profile of the multiple machine 5
profiles includes an interface parameter, and
the interface parameter corresponds to an interface pro-
tocol between the relation server and a machine corre-
sponding to the at least one machine profile.

17. The system of claim 1, wherein: 10
the relation server saves information related to grouping
the multiple machines.

18. The system of claim 1, wherein:
the relation server generates a capability set required to
execute a user command, and generates the task pro- 15
cessing schedule parameter according to the capability
set, a status parameter of at least one machine of the
multiple machines, and a capability parameter of the at
least one machine.

19. The system of claim 1, wherein: 20
the intervention includes selecting some processes of the
multiple processes.

20. The system of claim 1, wherein:
the intervention includes approving the multiple pro-
cesses. 25

* * * * *