

**United States District Court  
Western District of Texas**



**Calendar Year  
Statistical Report**

**2024**

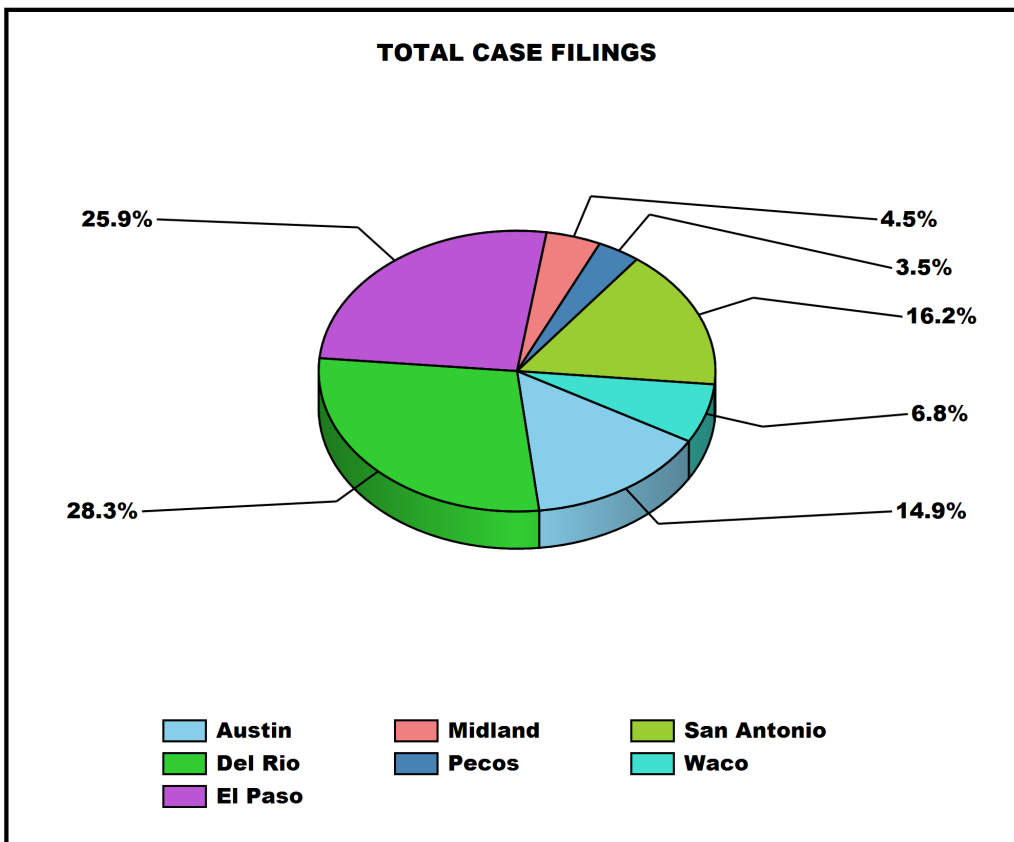
**Honorable Alia Moses  
Chief United States District Judge**

## **Calendar Year 2024 District Court Statistics**

<b>Total Case Filings – Pie Chart .....</b>	<b>1</b>
<b>Civil Cases Filed – Pie Chart .....</b>	<b>2</b>
<b>Criminal Cases Filed – Pie Chart .....</b>	<b>3</b>
<b>Criminal Defendants Filed – Pie Chart .....</b>	<b>4</b>
<b>Total Case Filings – 10 Year Report .....</b>	<b>5</b>
<b>Civil Cases Filed – 10 Year Report .....</b>	<b>6</b>
<b>Criminal Cases Filed – 10 Year Report .....</b>	<b>7</b>
<b>Criminal Defendants Filed – 10 Year Report .....</b>	<b>8</b>
<b>Civil/Criminal Cases Filed by Division – 10 Year Report</b>	
- <b>Austin .....</b>	<b>9</b>
- <b>Del Rio .....</b>	<b>10</b>
- <b>El Paso .....</b>	<b>11</b>
- <b>Midland .....</b>	<b>12</b>
- <b>Pecos .....</b>	<b>13</b>
- <b>San Antonio .....</b>	<b>14</b>
- <b>Waco .....</b>	<b>15</b>

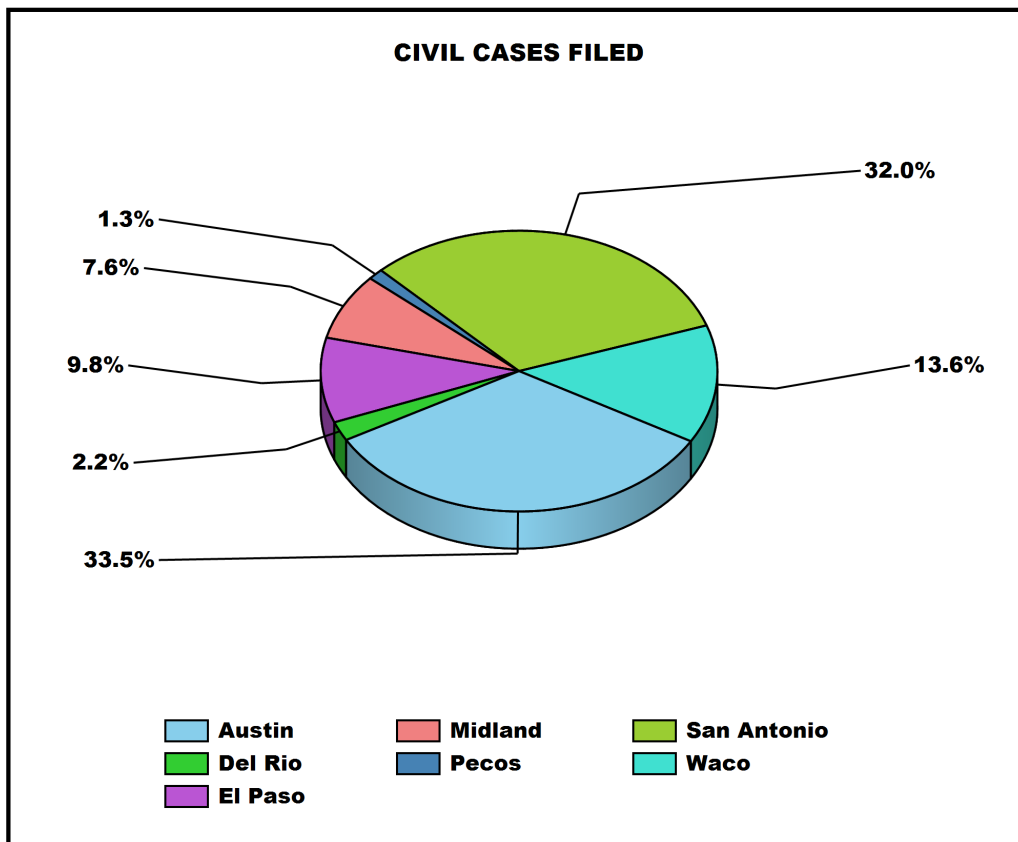
**TOTAL CASE FILINGS  
CALENDAR YEAR 2024**

	<b>CIVIL</b>	<b>CRIMINAL</b>	<b>TOTAL</b>
<b>Austin</b>	<b>1,511</b>	<b>254</b>	<b>1,765</b>
<b>Del Rio</b>	<b>100</b>	<b>3,250</b>	<b>3,350</b>
<b>El Paso</b>	<b>441</b>	<b>2,632</b>	<b>3,073</b>
<b>Midland</b>	<b>345</b>	<b>184</b>	<b>529</b>
<b>Pecos</b>	<b>57</b>	<b>356</b>	<b>413</b>
<b>San Antonio</b>	<b>1,442</b>	<b>477</b>	<b>1,919</b>
<b>Waco</b>	<b>614</b>	<b>195</b>	<b>809</b>
<b>TOTAL</b>	<b>4,510</b>	<b>7,348</b>	<b>11,858</b>



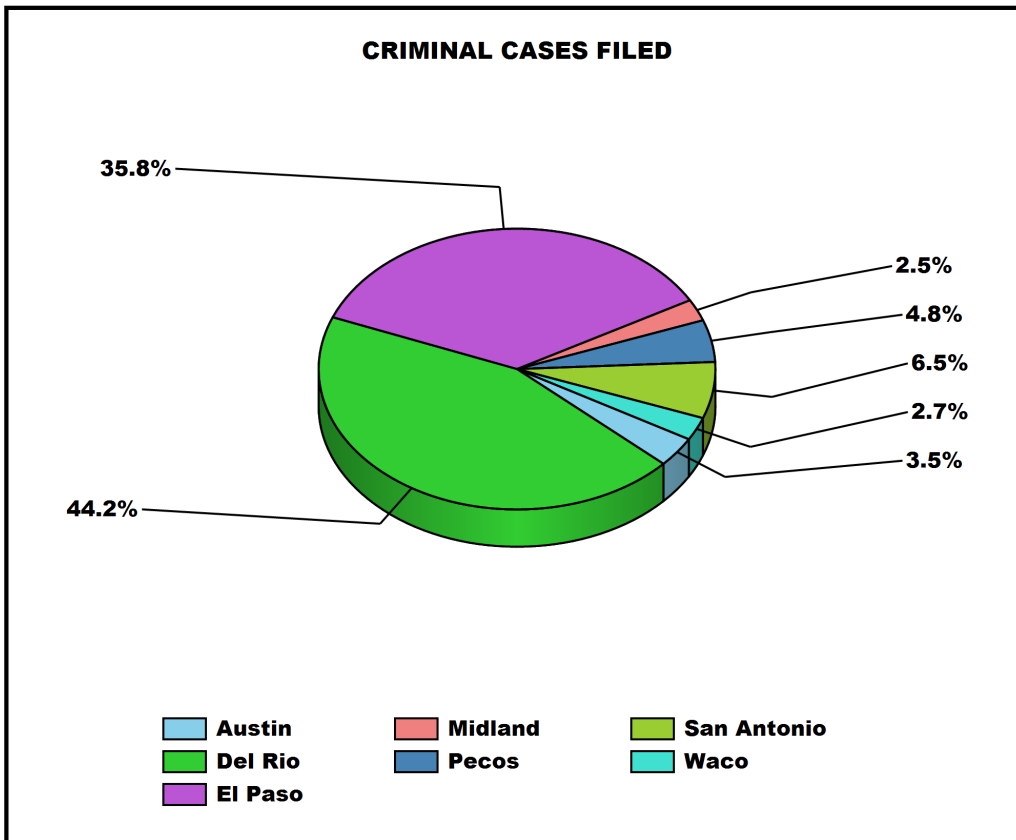
**CIVIL CASES FILED  
CALENDAR YEAR 2024**

<b>Austin</b>	<b>1,511</b>
<b>Del Rio</b>	<b>100</b>
<b>El Paso</b>	<b>441</b>
<b>Midland</b>	<b>345</b>
<b>Pecos</b>	<b>57</b>
<b>San Antonio</b>	<b>1,442</b>
<b>Waco</b>	<b>614</b>
<b>TOTAL</b>	<b>4,510</b>



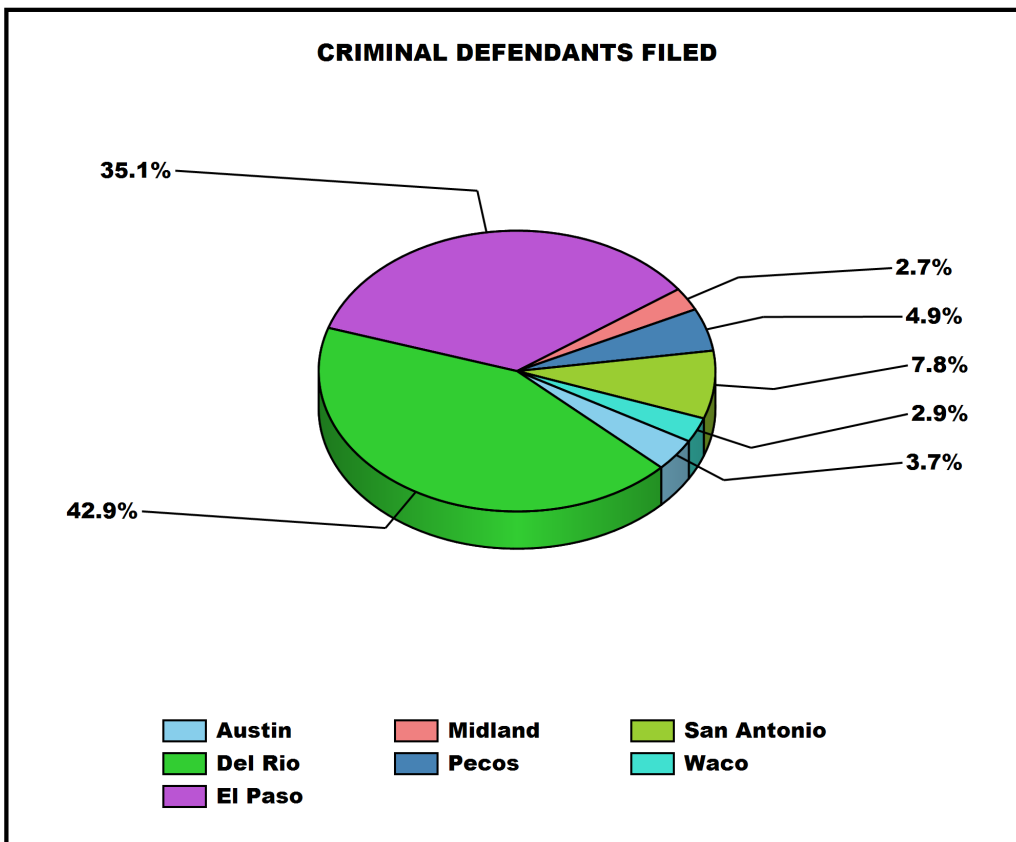
**CRIMINAL CASES FILED  
CALENDAR YEAR 2024**

<b>Austin</b>	<b>254</b>
<b>Del Rio</b>	<b>3,250</b>
<b>El Paso</b>	<b>2,632</b>
<b>Midland</b>	<b>184</b>
<b>Pecos</b>	<b>356</b>
<b>San Antonio</b>	<b>477</b>
<b>Waco</b>	<b>195</b>
<b>TOTAL</b>	<b>7,348</b>



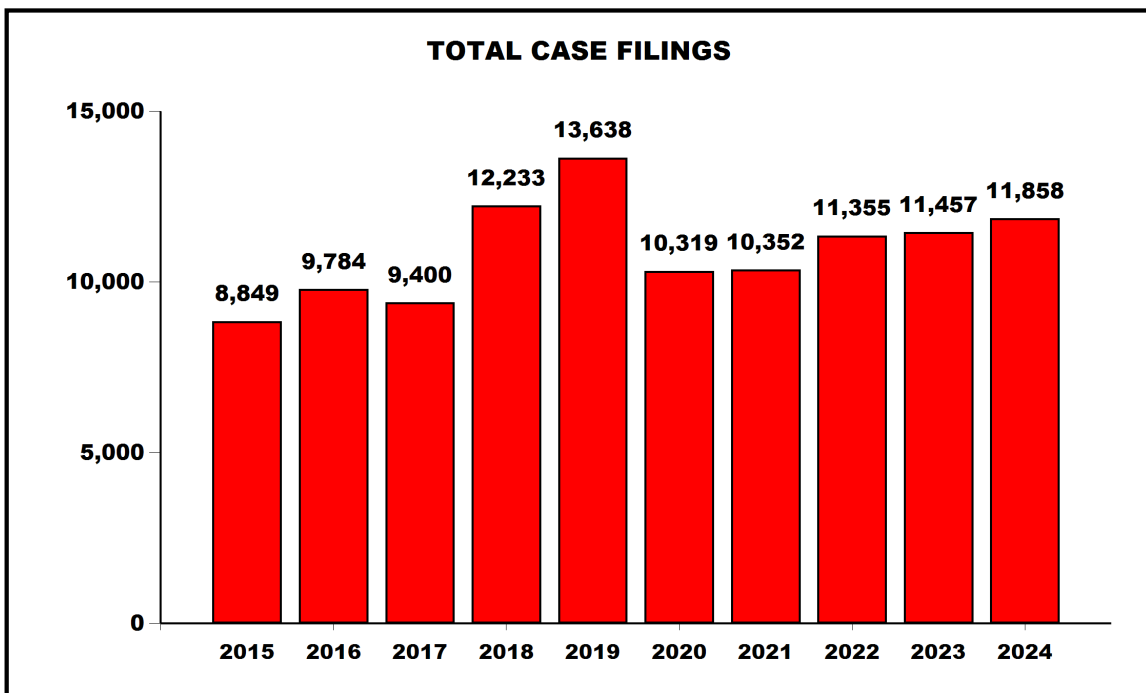
**CRIMINAL DEFENDANTS FILED  
CALENDAR YEAR 2024**

<b>Austin</b>	<b>294</b>
<b>Del Rio</b>	<b>3,397</b>
<b>El Paso</b>	<b>2,777</b>
<b>Midland</b>	<b>210</b>
<b>Pecos</b>	<b>389</b>
<b>San Antonio</b>	<b>618</b>
<b>Waco</b>	<b>226</b>
<b>TOTAL</b>	<b>7,911</b>



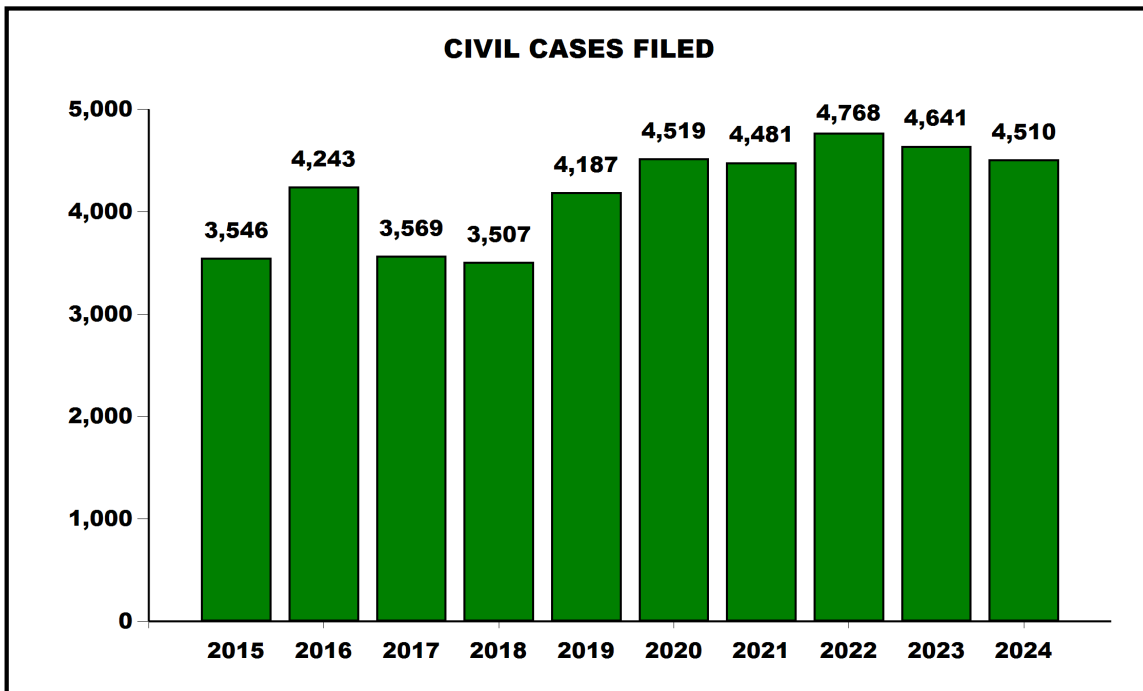
**TOTAL CASE FILINGS  
TEN YEAR REPORT - CALENDAR YEAR 2024**

DIVISION	2015	2016	2017	2018	2019	2020	2021	2022	2023	2024
<b>Austin</b>	1,511	1,584	1,540	1,419	1,440	1,378	1,297	1,521	1,664	1,765
<b>Del Rio</b>	1,586	1,786	1,475	2,842	3,314	1,813	2,113	2,852	3,129	3,350
<b>El Paso</b>	2,510	2,639	2,922	3,898	4,325	2,581	2,020	2,245	2,644	3,073
<b>Midland</b>	479	658	507	524	534	669	600	546	383	529
<b>Pecos</b>	530	613	433	928	939	630	1,093	816	540	413
<b>San Antonio</b>	1,688	1,849	1,950	1,989	2,097	1,930	1,702	1,952	2,080	1,919
<b>Waco</b>	545	655	573	633	989	1,318	1,527	1,423	1,017	809
<b>Total</b>	8,849	9,784	9,400	12,233	13,638	10,319	10,352	11,355	11,457	11,858
<b>+/-</b>		935	-384	2,833	1,405	-3,319	33	1,003	102	401
<b>% Change</b>		11%	-4%	30%	11%	-24%	0%	10%	1%	4%



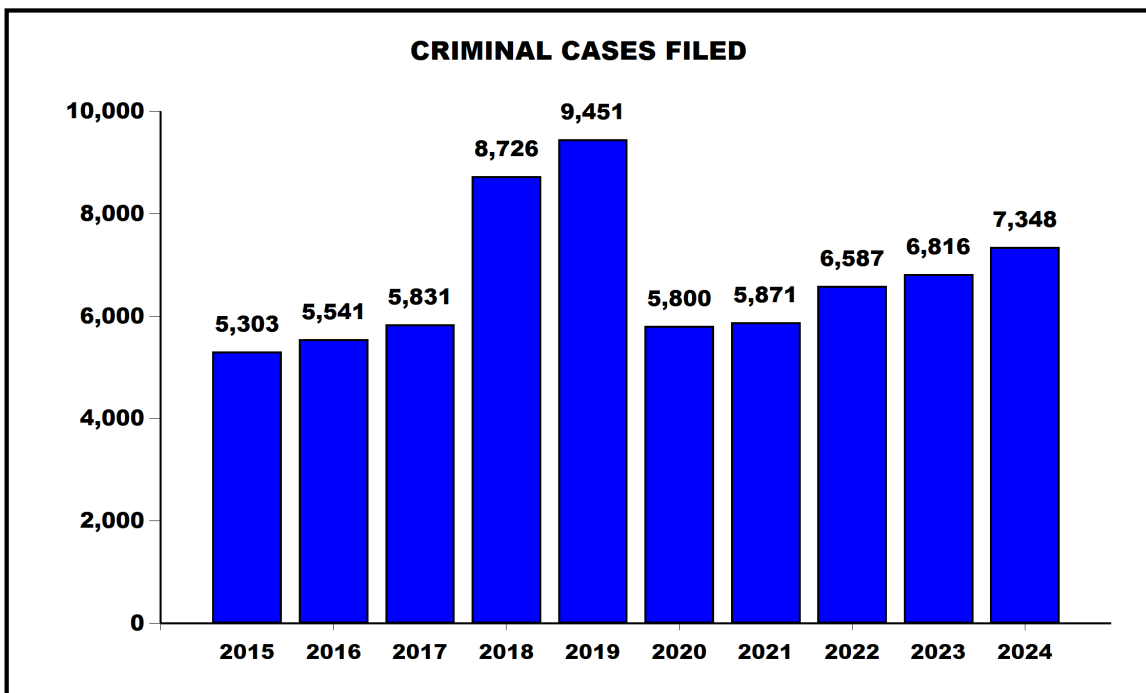
**CIVIL CASES FILED  
TEN YEAR REPORT - CALENDAR YEAR 2024**

DIVISION	2015	2016	2017	2018	2019	2020	2021	2022	2023	2024
<b>Austin</b>	<b>1,211</b>	<b>1,291</b>	<b>1,172</b>	<b>1,079</b>	<b>1,187</b>	<b>1,146</b>	<b>1,115</b>	<b>1,306</b>	<b>1,499</b>	<b>1,511</b>
<b>Del Rio</b>	<b>120</b>	<b>177</b>	<b>72</b>	<b>64</b>	<b>86</b>	<b>61</b>	<b>64</b>	<b>52</b>	<b>58</b>	<b>100</b>
<b>El Paso</b>	<b>388</b>	<b>502</b>	<b>372</b>	<b>367</b>	<b>333</b>	<b>245</b>	<b>286</b>	<b>411</b>	<b>421</b>	<b>441</b>
<b>Midland</b>	<b>243</b>	<b>405</b>	<b>267</b>	<b>254</b>	<b>290</b>	<b>322</b>	<b>258</b>	<b>273</b>	<b>214</b>	<b>345</b>
<b>Pecos</b>	<b>66</b>	<b>93</b>	<b>59</b>	<b>46</b>	<b>65</b>	<b>81</b>	<b>76</b>	<b>46</b>	<b>47</b>	<b>57</b>
<b>San Antonio</b>	<b>1,141</b>	<b>1,296</b>	<b>1,268</b>	<b>1,337</b>	<b>1,517</b>	<b>1,508</b>	<b>1,332</b>	<b>1,430</b>	<b>1,595</b>	<b>1,442</b>
<b>Waco</b>	<b>377</b>	<b>479</b>	<b>359</b>	<b>360</b>	<b>709</b>	<b>1,156</b>	<b>1,350</b>	<b>1,250</b>	<b>807</b>	<b>614</b>
<b>Total</b>	<b>3,546</b>	<b>4,243</b>	<b>3,569</b>	<b>3,507</b>	<b>4,187</b>	<b>4,519</b>	<b>4,481</b>	<b>4,768</b>	<b>4,641</b>	<b>4,510</b>
<b>+/-</b>		<b>697</b>	<b>-674</b>	<b>-62</b>	<b>680</b>	<b>332</b>	<b>-38</b>	<b>287</b>	<b>-127</b>	<b>-131</b>
<b>% Change</b>		<b>20%</b>	<b>-16%</b>	<b>-2%</b>	<b>19%</b>	<b>8%</b>	<b>-1%</b>	<b>6%</b>	<b>-3%</b>	<b>-3%</b>



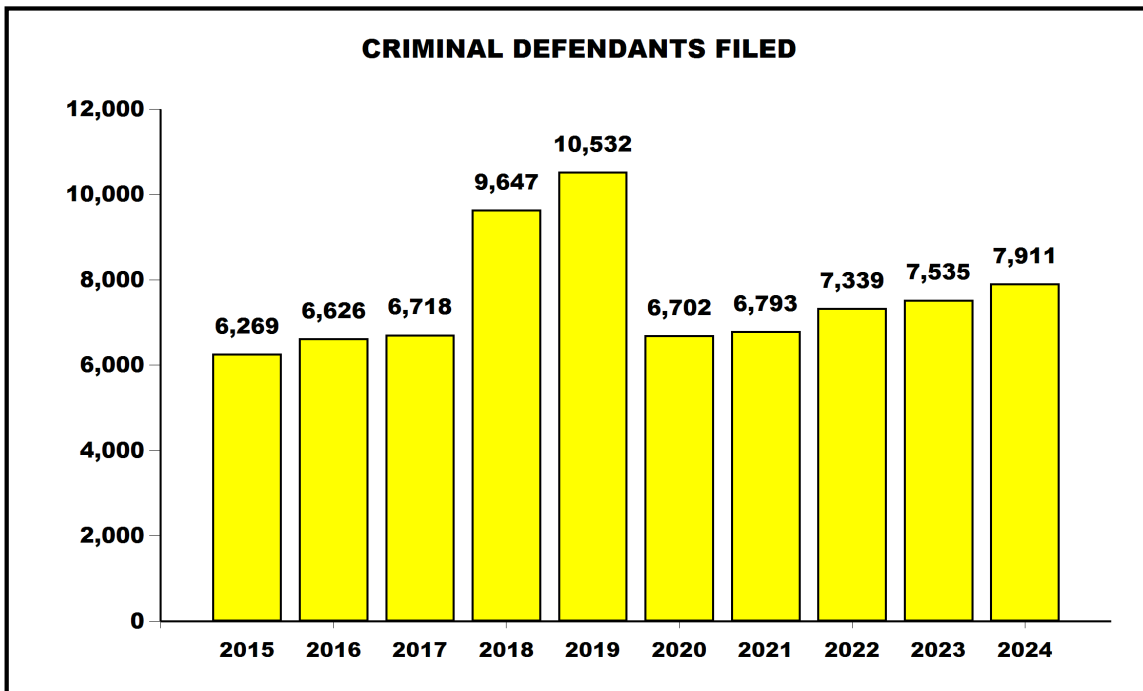
**CRIMINAL CASES FILED  
TEN YEAR REPORT - CALENDAR YEAR 2024**

DIVISION	2015	2016	2017	2018	2019	2020	2021	2022	2023	2024
Austin	300	293	368	340	253	232	182	215	165	254
Del Rio	1,466	1,609	1,403	2,778	3,228	1,752	2,049	2,800	3,071	3,250
El Paso	2,122	2,137	2,550	3,531	3,992	2,336	1,734	1,834	2,223	2,632
Midland	236	253	240	270	244	347	342	273	169	184
Pecos	464	520	374	882	874	549	1,017	770	493	356
San Antonio	547	553	682	652	580	422	370	522	485	477
Waco	168	176	214	273	280	162	177	173	210	195
<b>Total</b>	<b>5,303</b>	<b>5,541</b>	<b>5,831</b>	<b>8,726</b>	<b>9,451</b>	<b>5,800</b>	<b>5,871</b>	<b>6,587</b>	<b>6,816</b>	<b>7,348</b>
+/-		238	290	2,895	725	-3,651	71	716	229	532
% Change		4%	5%	50%	8%	-39%	1%	12%	3%	8%



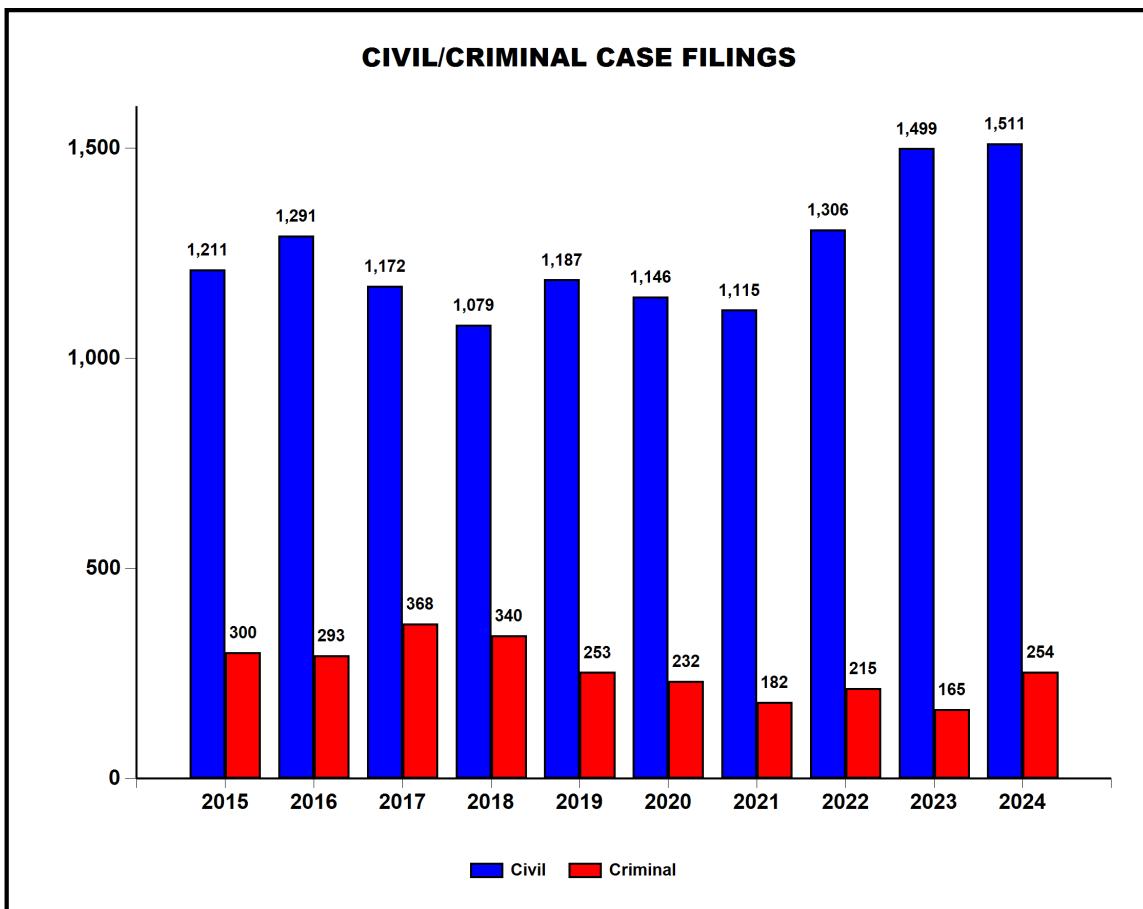
**CRIMINAL DEFENDANTS FILED  
TEN YEAR REPORT - CALENDAR YEAR 2024**

DIVISION	2015	2016	2017	2018	2019	2020	2021	2022	2023	2024
<b>Austin</b>	356	383	443	456	345	326	279	268	207	294
<b>Del Rio</b>	1,646	1,747	1,509	2,894	3,460	1,965	2,326	3,018	3,214	3,397
<b>El Paso</b>	2,383	2,365	2,768	3,733	4,290	2,483	1,861	1,977	2,442	2,777
<b>Midland</b>	370	367	304	353	311	409	394	325	201	210
<b>Pecos</b>	619	764	522	1,076	1,019	666	1,153	850	532	389
<b>San Antonio</b>	700	763	932	778	769	636	576	672	652	618
<b>Waco</b>	195	237	240	357	338	217	204	229	287	226
<b>Total</b>	<b>6,269</b>	<b>6,626</b>	<b>6,718</b>	<b>9,647</b>	<b>10,532</b>	<b>6,702</b>	<b>6,793</b>	<b>7,339</b>	<b>7,535</b>	<b>7,911</b>
<b>+/-</b>		<b>357</b>	<b>92</b>	<b>2,929</b>	<b>885</b>	<b>-3,830</b>	<b>91</b>	<b>546</b>	<b>196</b>	<b>376</b>
<b>% Change</b>		<b>6%</b>	<b>1%</b>	<b>44%</b>	<b>9%</b>	<b>-36%</b>	<b>1%</b>	<b>8%</b>	<b>3%</b>	<b>5%</b>



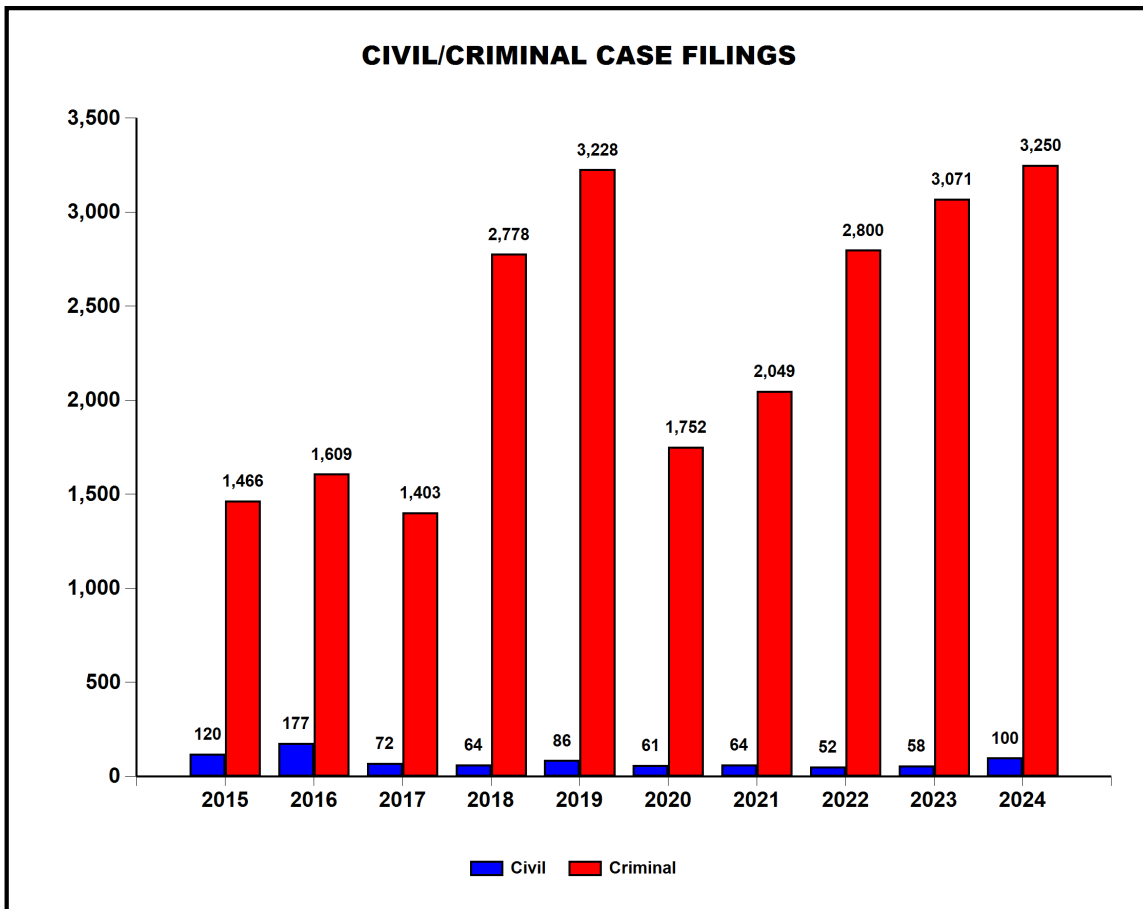
**CIVIL/CRIMINAL CASE FILINGS - AUSTIN  
TEN YEAR REPORT - CALENDAR YEAR 2024**

	2015	2016	2017	2018	2019	2020	2021	2022	2023	2024
<b>Civil</b>	1,211	1,291	1,172	1,079	1,187	1,146	1,115	1,306	1,499	1,511
<b>Criminal</b>	300	293	368	340	253	232	182	215	165	254
<b>Total</b>	1,511	1,584	1,540	1,419	1,440	1,378	1,297	1,521	1,664	1,765
<b>+/-</b>		73	-44	-121	21	-62	-81	224	143	101
<b>% Change</b>		5%	-3%	-8%	1%	-4%	-6%	17%	9%	6%



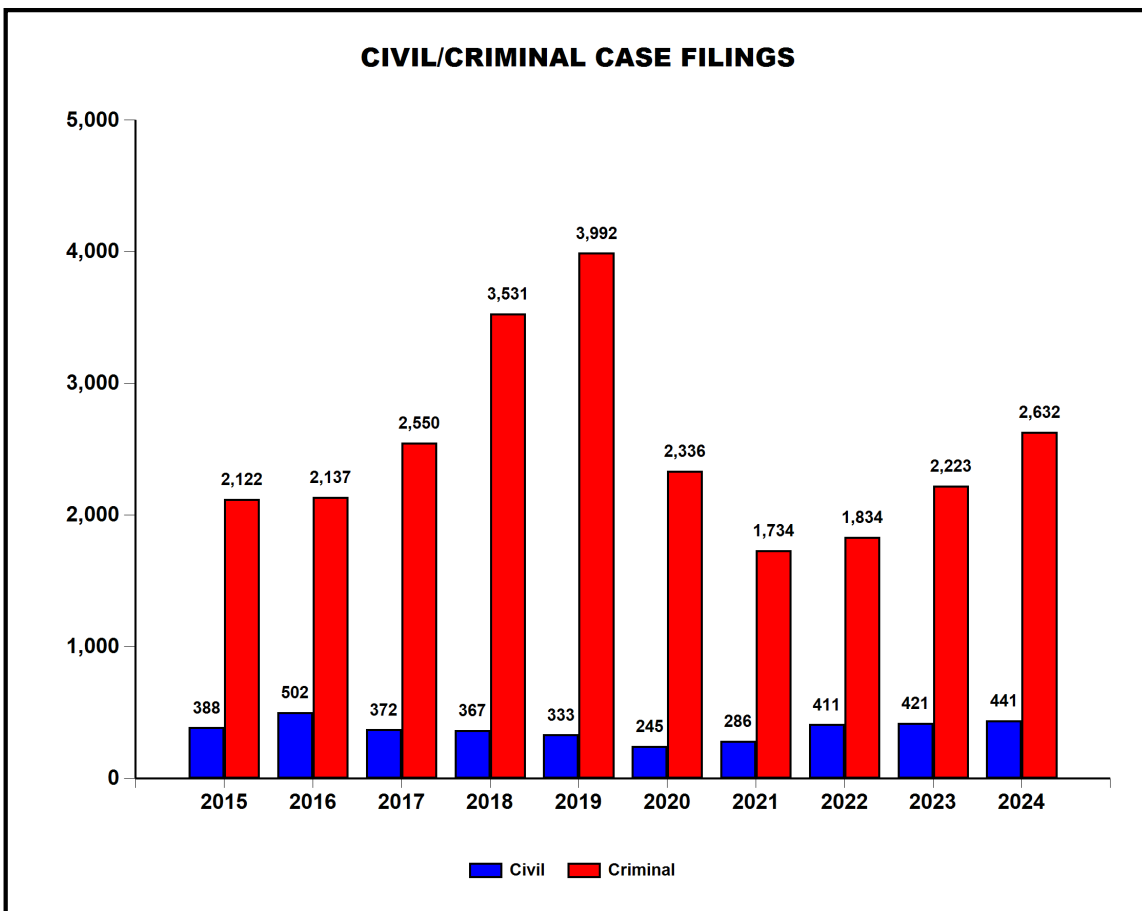
**CIVIL/CRIMINAL CASE FILINGS - DEL RIO  
TEN YEAR REPORT - CALENDAR YEAR 2024**

	2015	2016	2017	2018	2019	2020	2021	2022	2023	2024
<b>Civil</b>	120	177	72	64	86	61	64	52	58	100
<b>Criminal</b>	1,466	1,609	1,403	2,778	3,228	1,752	2,049	2,800	3,071	3,250
<b>Total</b>	1,586	1,786	1,475	2,842	3,314	1,813	2,113	2,852	3,129	3,350
<b>+/-</b>		200	-311	1,367	472	-1,501	300	739	277	221
<b>% Change</b>		13%	-17%	93%	17%	-45%	17%	35%	10%	7%



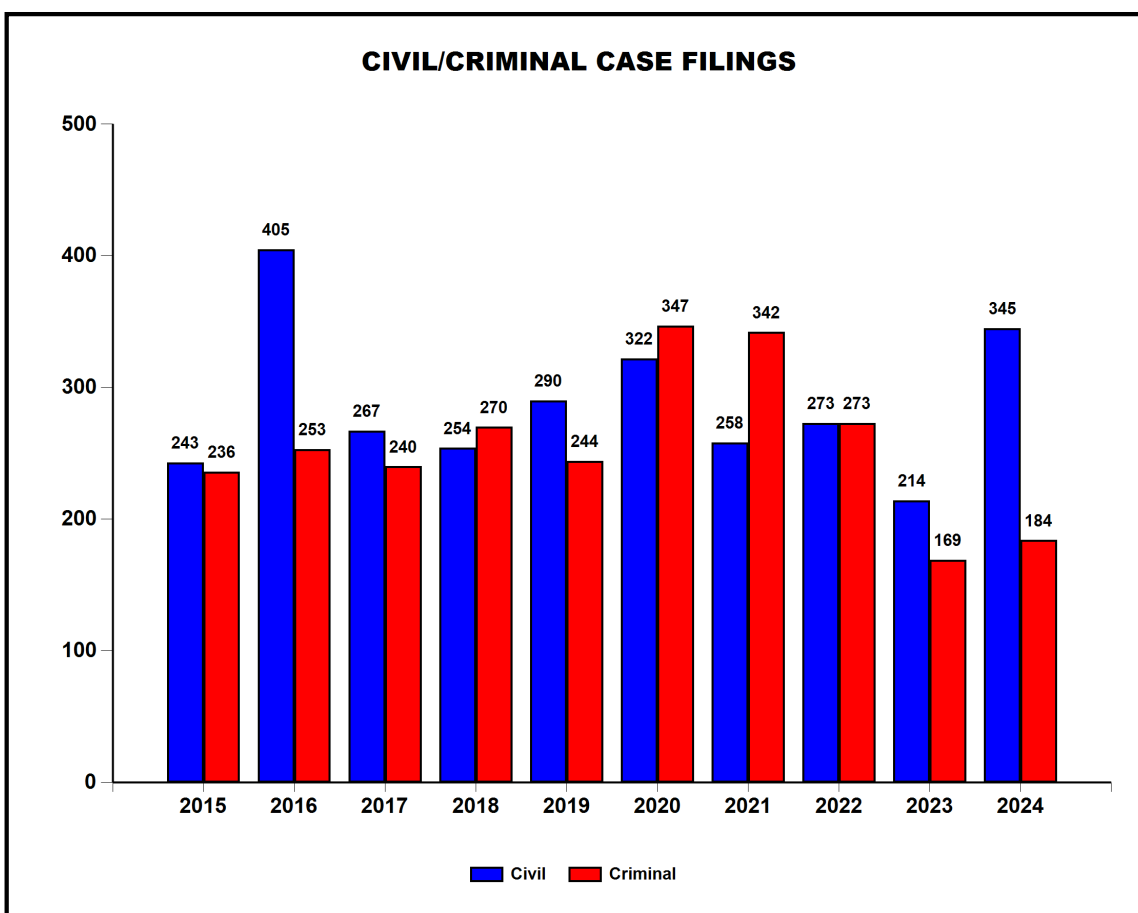
**CIVIL/CRIMINAL CASE FILINGS - EL PASO  
TEN YEAR REPORT - CALENDAR YEAR 2024**

	2015	2016	2017	2018	2019	2020	2021	2022	2023	2024
<b>Civil</b>	388	502	372	367	333	245	286	411	421	441
<b>Criminal</b>	2,122	2,137	2,550	3,531	3,992	2,336	1,734	1,834	2,223	2,632
<b>Total</b>	2,510	2,639	2,922	3,898	4,325	2,581	2,020	2,245	2,644	3,073
<b>+/-</b>		129	283	976	427	-1,744	-561	225	399	429
<b>% Change</b>		5%	11%	33%	11%	-40%	-22%	11%	18%	16%



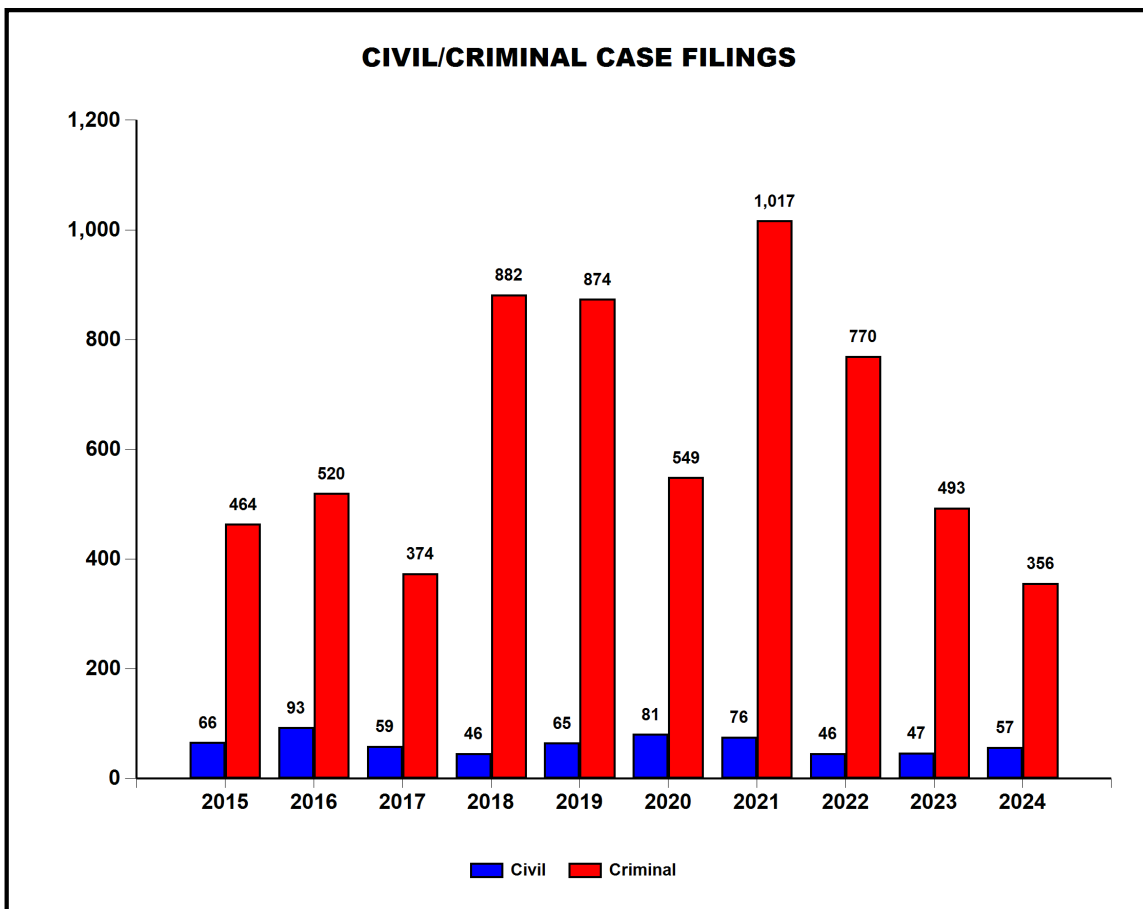
**CIVIL/CRIMINAL CASE FILINGS - MIDLAND  
TEN YEAR REPORT - CALENDAR YEAR 2024**

	2015	2016	2017	2018	2019	2020	2021	2022	2023	2024
<b>Civil</b>	243	405	267	254	290	322	258	273	214	345
<b>Criminal</b>	236	253	240	270	244	347	342	273	169	184
<b>Total</b>	479	658	507	524	534	669	600	546	383	529
<b>+/-</b>		179	-151	17	10	135	-69	-54	-163	146
<b>% Change</b>		37%	-23%	3%	2%	25%	-10%	-9%	-30%	38%



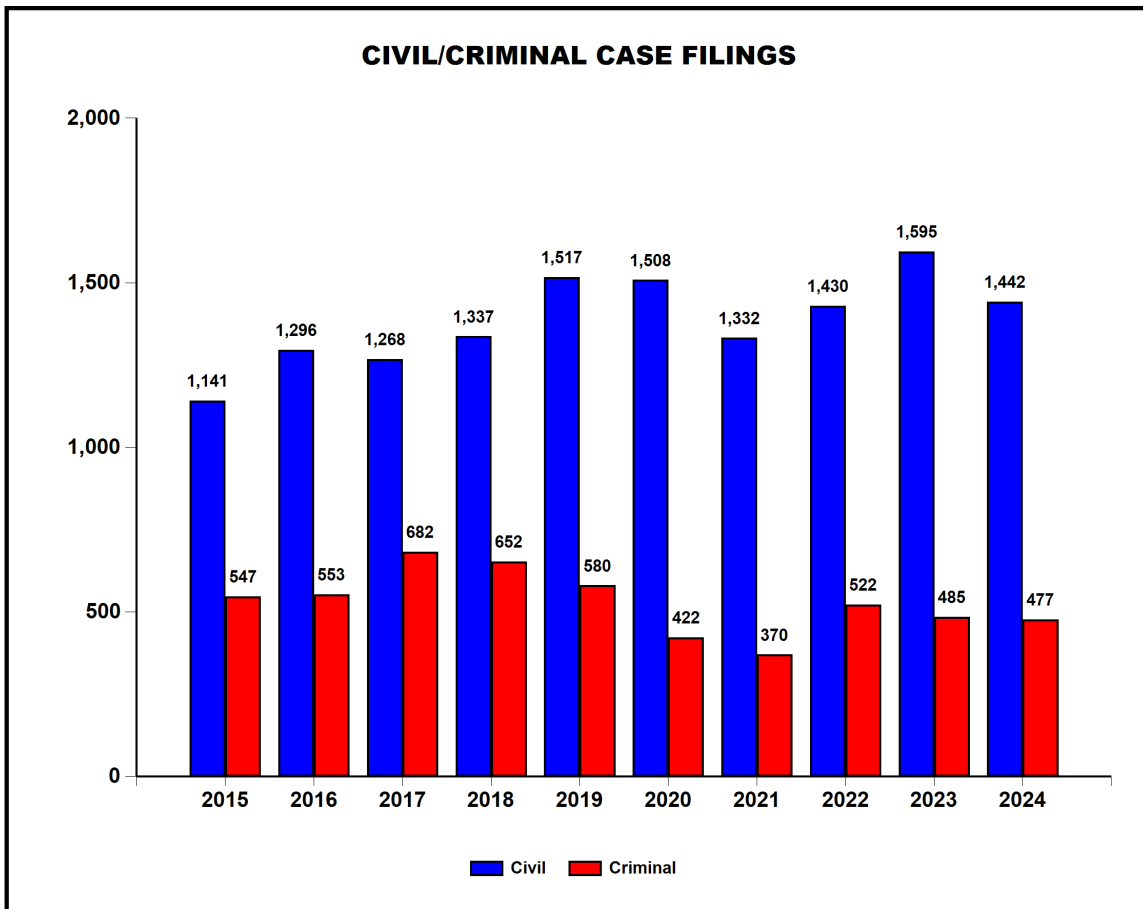
**CIVIL/CRIMINAL CASE FILINGS - PECOS  
TEN YEAR REPORT - CALENDAR YEAR 2024**

	2015	2016	2017	2018	2019	2020	2021	2022	2023	2024
<b>Civil</b>	66	93	59	46	65	81	76	46	47	57
<b>Criminal</b>	464	520	374	882	874	549	1,017	770	493	356
<b>Total</b>	530	613	433	928	939	630	1,093	816	540	413
<b>+/-</b>		83	-180	495	11	-309	463	-277	-276	-127
<b>% Change</b>		16%	-29%	114%	1%	-33%	73%	-25%	-34%	-24%



**CIVIL/CRIMINAL CASE FILINGS - SAN ANTONIO  
TEN YEAR REPORT - CALENDAR YEAR 2024**

	2015	2016	2017	2018	2019	2020	2021	2022	2023	2024
<b>Civil</b>	1,141	1,296	1,268	1,337	1,517	1,508	1,332	1,430	1,595	1,442
<b>Criminal</b>	547	553	682	652	580	422	370	522	485	477
<b>Total</b>	1,688	1,849	1,950	1,989	2,097	1,930	1,702	1,952	2,080	1,919
<b>+/-</b>		161	101	39	108	-167	-228	250	128	-161
<b>% Change</b>		10%	5%	2%	5%	-8%	-12%	15%	7%	-8%



**CIVIL/CRIMINAL CASE FILINGS - WACO  
TEN YEAR REPORT - CALENDAR YEAR 2024**

	2015	2016	2017	2018	2019	2020	2021	2022	2023	2024
<b>Civil</b>	377	479	359	360	709	1,156	1,350	1,250	807	614
<b>Criminal</b>	168	176	214	273	280	162	177	173	210	195
<b>Total</b>	545	655	573	633	989	1,318	1,527	1,423	1,017	809
<b>+/-</b>		110	-82	60	356	329	209	-104	-406	-208
<b>% Change</b>		20%	-13%	10%	56%	33%	16%	-7%	-29%	-20%

