

UNITED STATES  
PATENT AND TRADEMARK OFFICE



# Appeal Statistics

Patent Trial and Appeal Board  
May 31, 2025



# Receipts & Dispositions

(May 2025)

Technology Center	Starting Inventory	Appeals Filed	Affirmed	Affirmed -in-Part	Reversed	Panel Remand	Admin Remand	Dismissed	Appeals Decided	Ending Inventory	Inventory Change	% of Inventory
<b>1600</b>	421	50	28	6	15	0	0	4	53	418	▼ -3	9.5%
<b>1700</b>	834	81	50	12	28	0	0	0	90	825	▼ -9	18.8%
<b>2100</b>	421	29	24	4	18	0	0	0	46	404	▼ -17	9.2%
<b>2400</b>	316	29	26	5	15	0	0	0	46	299	▼ -17	6.8%
<b>2600</b>	282	22	12	2	5	0	0	0	19	285	▲ 3	6.5%
<b>2800</b>	358	27	33	4	15	0	1	0	53	332	▼ -26	7.6%
<b>2900</b>	12	3	2	0	0	0	0	0	2	13	▲ 1	0.3%
<b>3600</b>	923	76	114	9	38	0	0	0	161	838	▼ -85	19.1%
<b>3700</b>	1,000	70	65	15	29	0	0	0	109	961	▼ -39	21.9%
<b>3900 (Ex Parte)</b>	18	3	3	1	3	0	0	0	7	14	▼ -4	0.3%
<b>3900 (Sup. Exam)</b>	0	0	0	0	0	0	0	0	0	0	▬ 0	0.0%
<b>3900 (Reissue)</b>	3	0	0	2	0	0	0	0	2	1	▼ -2	0.0%
<b>3900 (Regular)</b>	2	0	0	0	0	0	0	0	0	2	▬ 0	0.0%
<b>Board Total</b>	<b>4,590</b>	<b>390</b>	<b>357</b>	<b>60</b>	<b>166</b>	<b>0</b>	<b>1</b>	<b>4</b>	<b>588</b>	<b>4,392</b>	<b>▼ -198</b>	<b>100.0%</b>

## % Decisions

Affirmed	Affirmed-in-Part	Reversed	Panel Remand	Admin Remand	Dismissed
<b>60.7%</b>	<b>10.2%</b>	<b>28.2%</b>	<b>0.0%</b>	<b>0.2%</b>	<b>0.7%</b>



# Receipts & Dispositions

(Fiscal Year through May. 31, 2025)

Technology Center	Starting Inventory	Appeals Filed	Affirmed	Affirmed -in-Part	Reversed	Panel Remand	Admin Remand	Dismissed	Appeals Decided	Ending Inventory	Inventory Change	% of Inventory
<b>1600</b>	442	279	187	17	87	0	0	12	303	418	▼ -24	9.5%
<b>1700</b>	843	480	302	47	145	0	0	4	498	825	▼ -18	18.8%
<b>2100</b>	367	298	154	30	72	0	3	2	261	404	▲ 37	9.2%
<b>2400</b>	323	220	137	30	76	0	1	0	244	299	▼ -24	6.8%
<b>2600</b>	257	174	99	10	37	0	0	0	146	285	▲ 28	6.5%
<b>2800</b>	346	210	119	21	83	0	1	0	224	332	▼ -14	7.6%
<b>2900</b>	28	10	21	0	4	0	0	0	25	13	▼ -15	0.3%
<b>3600</b>	1,072	547	604	32	143	0	1	1	781	838	▼ -234	19.1%
<b>3700</b>	951	506	279	75	137	0	2	3	496	961	▲ 10	21.9%
<b>3900 (Ex Parte)</b>	14	29	18	1	9	0	1	0	29	14	■ 0	0.3%
<b>3900 (Sup. Exam)</b>	0	0	0	0	0	0	0	0	0	0	■ 0	0.0%
<b>3900 (Reissue)</b>	7	13	10	2	7	0	0	0	19	1	▼ -6	0.0%
<b>3900 (Regular)</b>	2	0	0	0	0	0	0	0	0	2	■ 0	0.0%
<b>Board Total</b>	<b>4,652</b>	<b>2,766</b>	<b>1,930</b>	<b>265</b>	<b>800</b>	<b>0</b>	<b>9</b>	<b>22</b>	<b>3,026</b>	<b>4,392</b>	<b>▼ -260</b>	<b>100.0%</b>

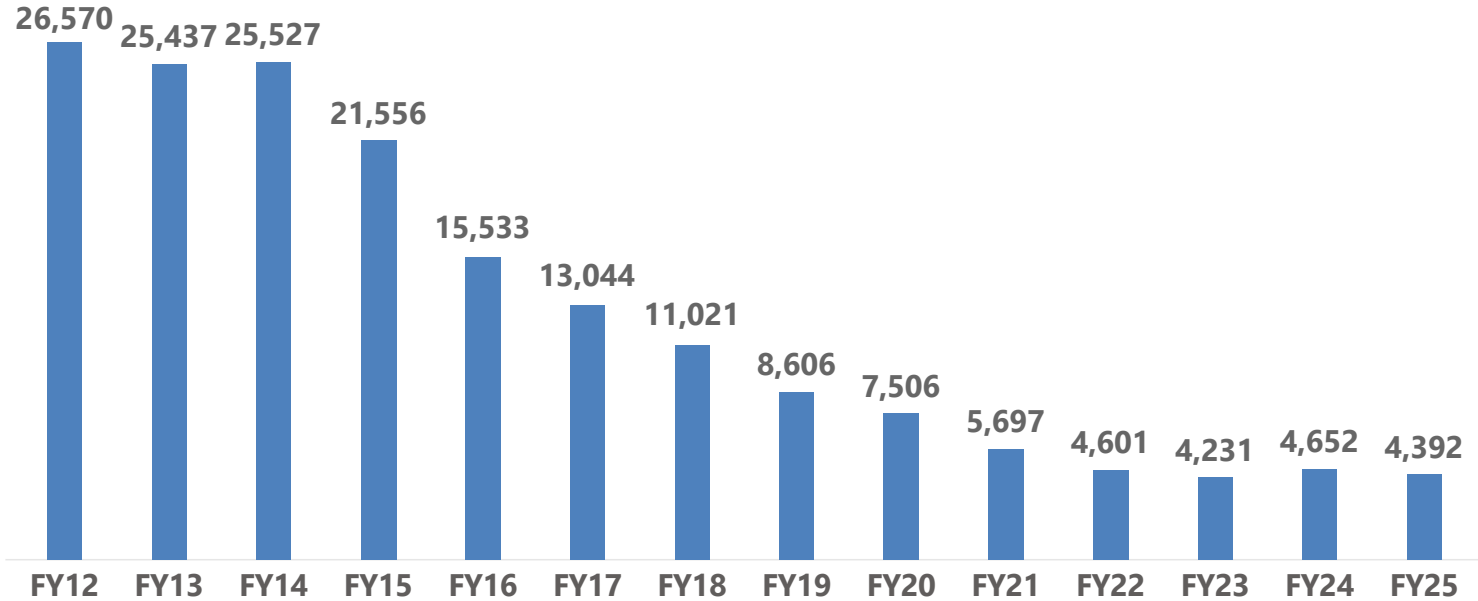
## % Decisions

Affirmed	Affirmed-in-Part	Reversed	Panel Remand	Admin Remand	Dismissed
<b>63.8%</b>	<b>8.8%</b>	<b>26.4%</b>	<b>0.0%</b>	<b>0.3%</b>	<b>0.7%</b>



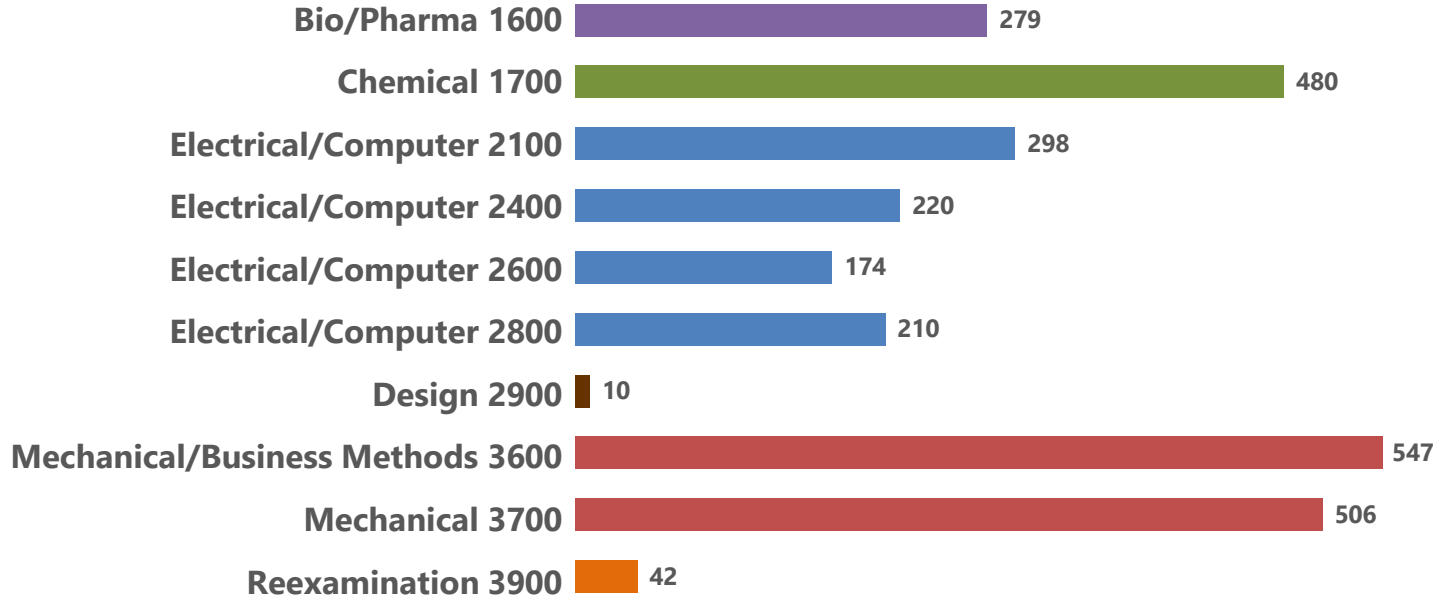
# Pending Appeals FY12 to FY25

(Sept. 30, 2012 – May 31, 2025)



# Appeals Intake in FY25

(Oct. 2024 – May 2025)

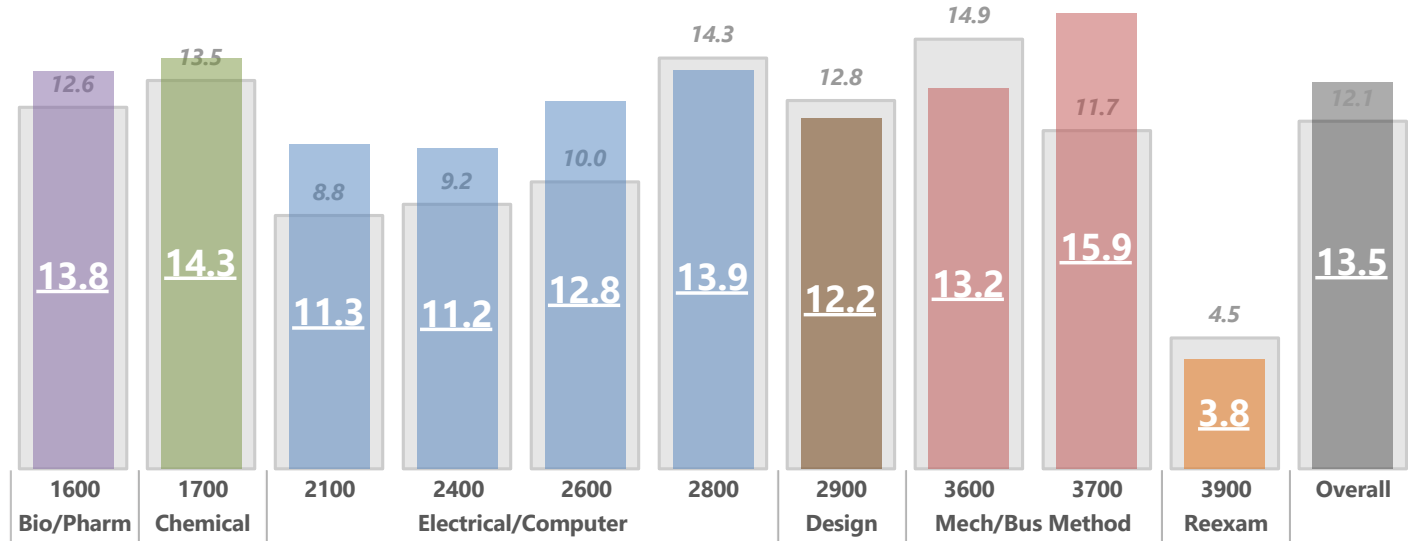


\*The Central Reexamination Unit (TC 3900) includes ex parte reexams, inter partes reexams, supplemental examination reviews, regular and reissue cases from all technologies.



# Pendency of Decided Appeals

Mar. 2025 – May 2025 (color bars & white values) vs. Mar. 2024 – May 2024 (gray bars & values)



Pendency is calculated as average months from Board receipt date to final decision for a three month period and compared to the same period the previous year.

Central Reexamination Unit (CRU/TC 3900) decisions include *ex parte* reexams, *inter partes* reexam, supplemental examination review, regular cases and most reissues from all technologies except design patent applications.



# Appeals Outcomes in FY25

(Oct. 2024 – May 2025)

