

UNITED STATES  
PATENT AND TRADEMARK OFFICE



# Appeal Statistics

Patent Trial and Appeal Board  
April 30, 2025



UNITED STATES  
PATENT AND TRADEMARK OFFICE ®

# Receipts & Dispositions

(Apr. 2025)

Technology Center	Starting Inventory	Appeals Filed	Affirmed	Affirmed -in-Part	Reversed	Panel Remand	Admin Remand	Dismissed	Appeals Decided	Ending Inventory	Inventory Change	% of Inventory
<b>1600</b>	427	38	34	3	6	0	0	1	44	421	▼ -6	9.2%
<b>1700</b>	829	69	42	7	15	0	0	0	64	834	▲ 5	18.2%
<b>2100</b>	411	44	22	4	8	0	0	0	34	421	▲ 10	9.2%
<b>2400</b>	330	27	21	5	14	0	1	0	41	316	▼ -14	6.9%
<b>2600</b>	297	17	18	1	13	0	0	0	32	282	▼ -15	6.1%
<b>2800</b>	354	34	15	3	12	0	0	0	30	358	▲ 4	7.8%
<b>2900</b>	13	2	3	0	0	0	0	0	3	12	▼ -1	0.3%
<b>3600</b>	926	87	73	1	16	0	0	0	90	923	▼ -3	20.1%
<b>3700</b>	982	80	31	9	20	0	1	1	62	1,000	▲ 18	21.8%
<b>3900 (Ex Parte)</b>	19	3	2	0	2	0	0	0	4	18	▼ -1	0.4%
<b>3900 (Sup. Exam)</b>	0	0	0	0	0	0	0	0	0	0	▬ 0	0.0%
<b>3900 (Reissue)</b>	4	1	0	0	2	0	0	0	2	3	▼ -1	0.1%
<b>3900 (Regular)</b>	2	0	0	0	0	0	0	0	0	2	▬ 0	0.0%
<b>Board Total</b>	<b>4,594</b>	<b>402</b>	<b>261</b>	<b>33</b>	<b>108</b>	<b>0</b>	<b>2</b>	<b>2</b>	<b>406</b>	<b>4,590</b>	<b>▼ -4</b>	<b>100.0%</b>

## % Decisions

Affirmed	Affirmed-in-Part	Reversed	Panel Remand	Admin Remand	Dismissed
<b>64.3%</b>	<b>8.1%</b>	<b>26.6%</b>	<b>0.0%</b>	<b>0.5%</b>	<b>0.5%</b>



# Receipts & Dispositions

(Fiscal Year through Apr. 30, 2025)

Technology Center	Starting Inventory	Appeals Filed	Affirmed	Affirmed -in-Part	Reversed	Panel Remand	Admin Remand	Dismissed	Appeals Decided	Ending Inventory	Inventory Change	% of Inventory
<b>1600</b>	442	229	159	11	72	0	0	8	250	421	▼ -21	9.2%
<b>1700</b>	843	399	252	35	117	0	0	4	408	834	▼ -9	18.2%
<b>2100</b>	367	269	130	26	54	0	3	2	215	421	▲ 54	9.2%
<b>2400</b>	323	191	111	25	61	0	1	0	198	316	▼ -7	6.9%
<b>2600</b>	257	152	87	8	32	0	0	0	127	282	▲ 25	6.1%
<b>2800</b>	346	183	86	17	68	0	0	0	171	358	▲ 12	7.8%
<b>2900</b>	28	7	19	0	4	0	0	0	23	12	▼ -16	0.3%
<b>3600</b>	1,072	471	490	23	105	0	1	1	620	923	▼ -149	20.1%
<b>3700</b>	951	436	214	60	108	0	2	3	387	1,000	▲ 49	21.8%
<b>3900 (Ex Parte)</b>	14	26	15	0	6	0	1	0	22	18	▲ 4	0.4%
<b>3900 (Sup. Exam)</b>	0	0	0	0	0	0	0	0	0	0	▬ 0	0.0%
<b>3900 (Reissue)</b>	7	13	10	0	7	0	0	0	17	3	▼ -4	0.1%
<b>3900 (Regular)</b>	2	0	0	0	0	0	0	0	0	2	▬ 0	0.0%
<b>Board Total</b>	<b>4,652</b>	<b>2,376</b>	<b>1,573</b>	<b>205</b>	<b>634</b>	<b>0</b>	<b>8</b>	<b>18</b>	<b>2,438</b>	<b>4,590</b>	<b>▼ -62</b>	<b>100.0%</b>

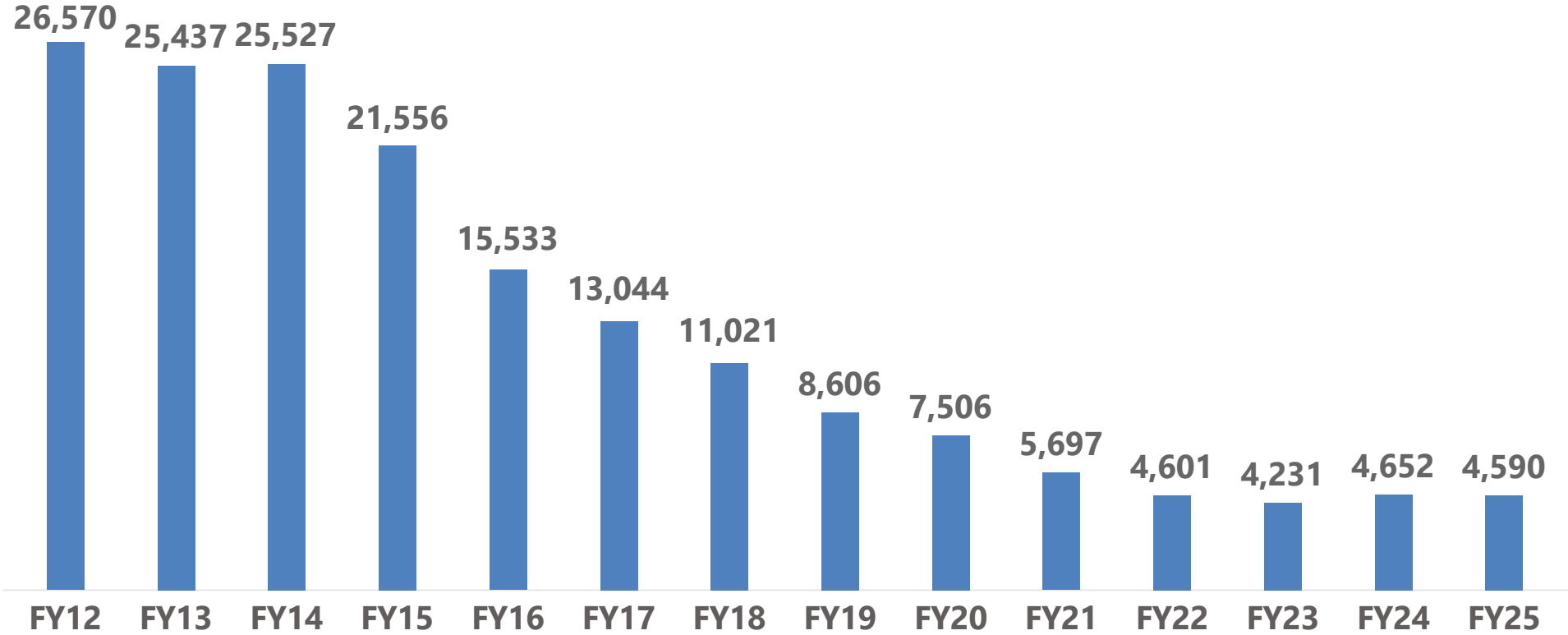
## % Decisions

Affirmed	Affirmed-in-Part	Reversed	Panel Remand	Admin Remand	Dismissed
<b>64.5%</b>	<b>8.4%</b>	<b>26.0%</b>	<b>0.0%</b>	<b>0.3%</b>	<b>0.7%</b>



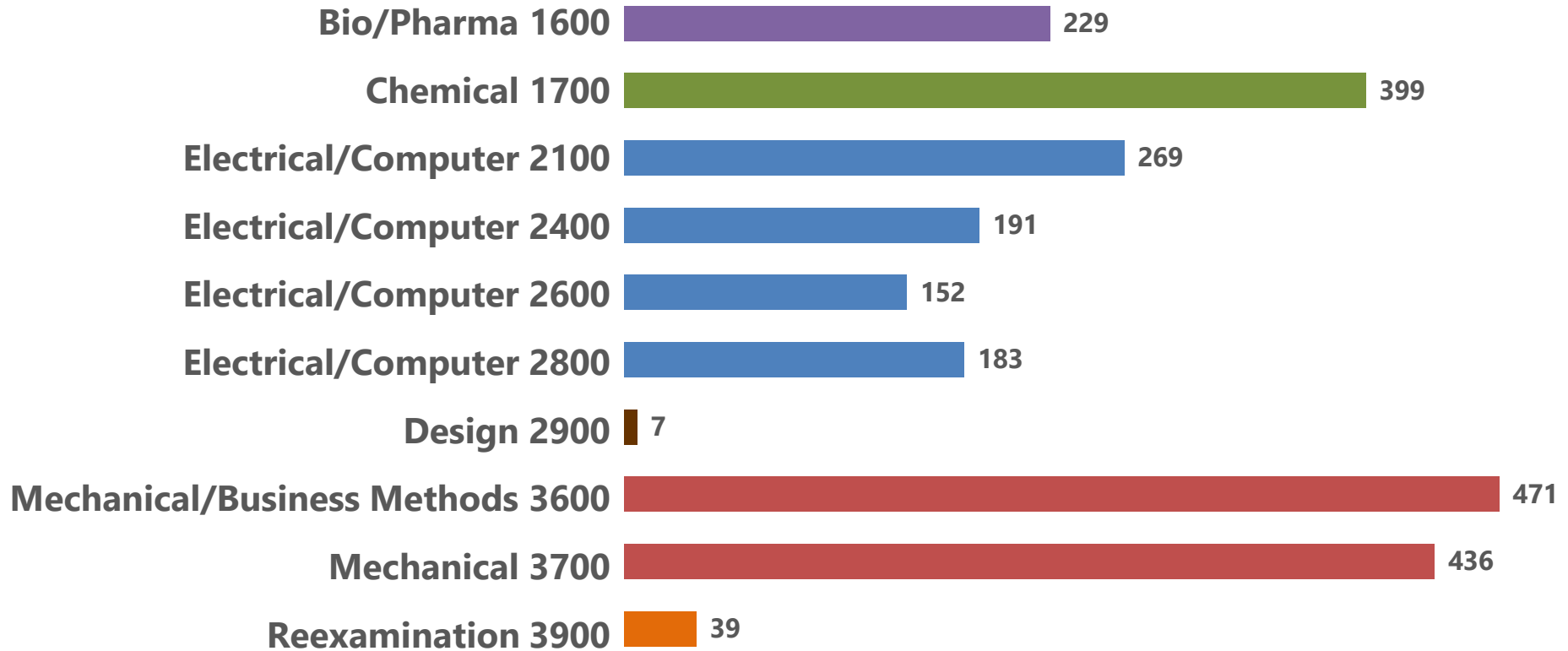
# Pending Appeals FY12 to FY25

(Sept. 30, 2012 – Apr. 30, 2025)



# Appeals Intake in FY25

(Oct. 2024 – Apr. 2025)

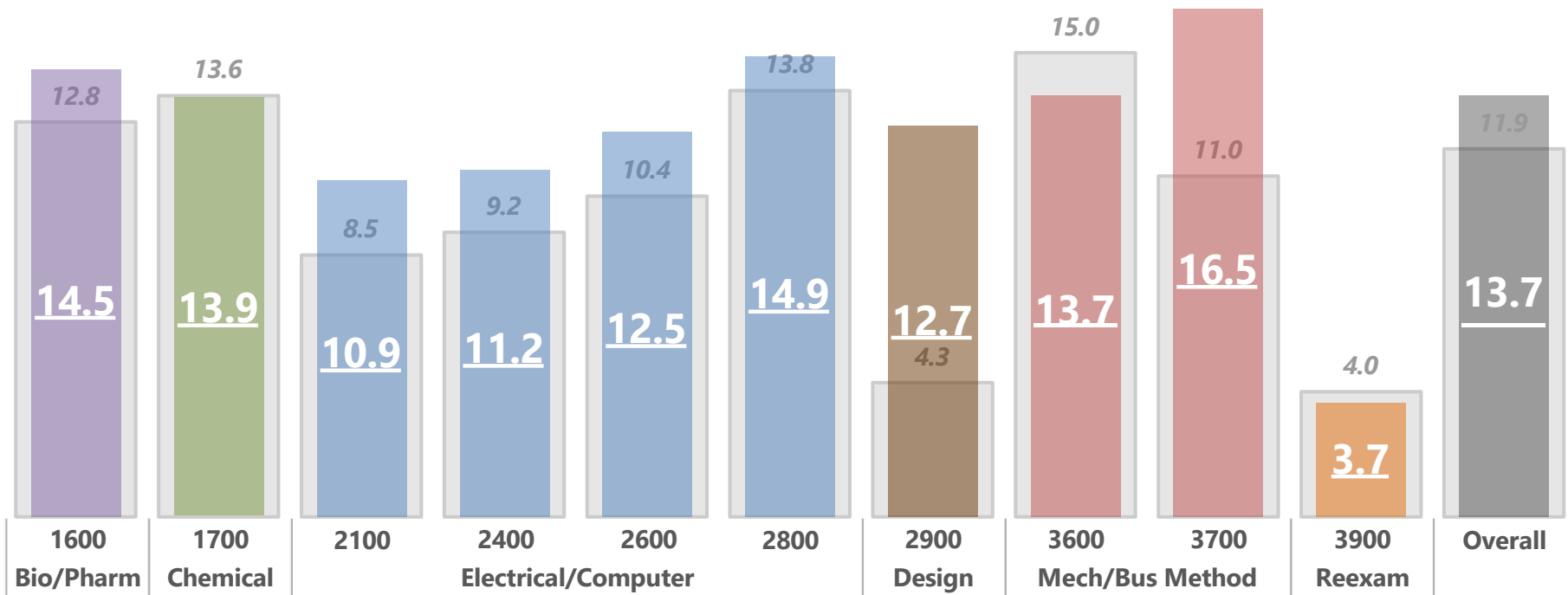


\*The Central Reexamination Unit (TC 3900) includes ex parte reexams, inter partes reexams, supplemental examination reviews, regular and reissue cases from all technologies.



# Pendency of Decided Appeals

Feb. 2025 – Apr. 2025 (color bars & white values) vs. Feb. 2024 – Apr. 2024 (gray bars & values)



Pendency is calculated as average months from Board receipt date to final decision for a three month period and compared to the same period the previous year.

Central Reexamination Unit (CRU/TC 3900) decisions include *ex parte* reexams, *inter partes* reexam, supplemental examination review, regular cases and most reissues from all technologies except design patent applications.



# Appeals Outcomes in FY25

(Oct. 2024 – Apr. 2025)

