

13408 U.S. PTO
09/22/03

Please type a plus sign (+) inside this box

PTO/SB/16 (8-00)
Approved for use through 10/31/2002. OMB 0651-0032
U.S. Patent and Trademark Office; U.S. DEPARTMENT OF COMMERCE
Under the Paperwork Reduction Act of 1995, no persons are required to respond to a collection of information unless it displays a valid OMB control number.

PROVISIONAL APPLICATION FOR PATENT COVER SHEET

This is a request for filing a PROVISIONAL APPLICATION FOR PATENT under 37 CFR 1.53(c).

PTO
60/504213
09/22/03

INVENTOR(S)			
Given Name (first and middle (if any))	Family Name or Surname	Residence (City and either State or Foreign Country)	
Donn Dean Paul	Rochette Huffman O'Leary	Fenton, Iowa, USA Kanata, Ontario, Canada Kanata, Ontario, Canada	
<input type="checkbox"/> Additional inventors are being named on the _____ separately numbered sheets attached hereto			
TITLE OF THE INVENTION (280 characters max) USER MODE CRITICAL SYSTEM ELEMENTS AS SHARED LIBRARIES			
Direct all correspondence to: CORRESPONDENCE ADDRESS			
<input checked="" type="checkbox"/> Customer Number	<input type="text" value="000293"/>	<input type="text" value="Place Customer Number Bar Code Label here"/>	
OR Type Customer Number here			
<input type="checkbox"/> Firm or Individual Name			
Address			
Address			
City		State	ZIP
Country		Telephone	Fax
ENCLOSED APPLICATION PARTS (check all that apply)			
<input checked="" type="checkbox"/> Specification	Number of Pages	<input type="text" value="23"/>	<input type="checkbox"/> CD(s), Number
<input checked="" type="checkbox"/> Drawing(s)	Number of Sheets	<input type="text" value="6"/>	<input type="checkbox"/> Other (specify)
<input type="checkbox"/> Application Data Sheet. See 37 CFR 1.76			
METHOD OF PAYMENT OF FILING FEES FOR THIS PROVISIONAL APPLICATION FOR PATENT (check one)			
<input checked="" type="checkbox"/> Applicant claims small entity status. See 37 CFR 1.27.		FILING FEE AMOUNT (\$)	
<input checked="" type="checkbox"/> A check or money order is enclosed to cover the filing fees		<input type="text" value="\$80.00"/>	
<input checked="" type="checkbox"/> The Commissioner is hereby authorized to charge filing fees or credit any overpayment to Deposit Account Number		<input type="text" value="04-1577"/>	
<input type="checkbox"/> Payment by credit card. Form PTO-2038 is attached.			
The invention was made by an agency of the United States Government or under a contract with an agency of the United States Government.			
<input checked="" type="checkbox"/> No.			
<input type="checkbox"/> Yes, the name of the U.S. Government agency and the Government contract number are: _____			

The PTO did not receive the following listed items (s) - Serial Entity Status

Respectfully submitted,

SIGNATURE
TYPED or PRINTED NAME **Ralph A. Dowell**
TELEPHONE **(703) 415-2555**

Date
REGISTRATION NO.
(if appropriate)
Docket Number:

USE ONLY FOR FILING A PROVISIONAL APPLICATION FOR PATENT

This collection of information is required by 37 CFR 1.51. The information is used by the public to file (and by the PTO to process) a provisional application. Confidentiality is governed by 35 U.S.C. 122 and 37 CFR 1.14. This collection is estimated to take 8 hours to complete, including gathering, preparing, and submitting the complete provisional application to the PTO. Time will vary depending upon the individual case. Any comments on the amount of time you require to complete this form and/or suggestions for reducing this burden, should be sent to the Chief Information Officer, U.S. Patent and Trademark Office, U.S. Department of Commerce, Washington, D.C. 20231. DO NOT SEND FEES OR COMPLETED FORMS TO THIS ADDRESS. SEND TO: Box Provisional Application, Assistant Commissioner for Patents, Washington, D.C.

P19SMALL/REV05

USER MODE CRITICAL SYSTEM ELEMENTS AS SHARED LIBRARIES

Field of the Invention

The invention relates to computer software, and more specifically to software that affects and extends services
5 exported through application libraries.

Background of the Invention

Computer systems are designed in such a way that software application programs share common resources. It is traditionally the task of the operating system to provide
10 mechanisms to safely and effectively control access to shared resources.

In some cases the centralized control of elements critical to software applications creates a limitation caused by conflicts for shared resources. Two software applications
15 that require the same file, yet each require a different version of the file will conflict. In the same manner two applications that require independent access to specific network services will conflict. The common solution to these situations is to place software applications that may
20 potentially conflict on separate compute platforms.

Current state of the art defines two architectural approaches to the migration of system elements from an operating system into an application context. In one architectural approach, a single server operating system places
25 critical system elements in the same process. Despite the flexibility offered, the system elements continue to represent a centralized control point. In the other architectural approach, a multiple server operating system places critical system elements in separate processes. While offering even

greater options this architecture has suffered performance and operational differences.

Summary of the Invention

In accordance with a first broad aspect, the
5 invention provides a computing architecture that has an
operating system kernel having critical system elements and
adapted to run in kernel mode; and a shared library adapted to
store replicas of at least some of the critical system
10 elements, for use by the software applications in user mode
executing in the context of the application. The critical
system elements are run in a context of a software application.

In some embodiments, the computing architecture has
application libraries accessible by the software applications
and augmented by the shared library.

15 In some embodiments, the critical system elements are
left in the operating system kernel.

In some embodiments, the critical system elements use
system calls to access services in the operating system kernel.

20 In some embodiments, the operating system kernel has
a kernel module adapted to serve as an interface between a
service in the context of an application program and a device
driver.

In some embodiments, the critical system elements in
the context of an application program use system calls to
25 access services in the kernel module.

In some embodiments, the kernel module is adapted to provide a notification of an interruption to a service in the context of an application program.

In some embodiments, the operating system kernel is adapted to provide interrupt handling capabilities to user mode CSEs.

In some embodiments, the interrupt handling capabilities are initialized through a system call.

In some embodiments, the kernel module comprises a handler which is installed for a specific device interrupt.

In some embodiments, the handler is called when an interrupt request is generated by a hardware device.

In some embodiments, the handler notifies the service in the context of an application through the use of an up call mechanism.

In some embodiments, function overlays are used to intercept software application accesses to operating system services.

In some embodiments, the operating system kernel is enabled when the software application is loaded into memory.

In some embodiments, the critical system elements stored in the shared library are linked to the software applications as the software applications are loaded.

In some embodiments, in a native form the critical system elements rely on kernel services supplied by the

operating system kernel for device access, interrupt delivery, and virtual memory mapping.

In some embodiments, the kernel services are replicated in user mode and contained in the shared library
5 with the critical system elements.

In some embodiments, the kernel services comprise memory allocation, synchronization and device access.

In some embodiments, the kernel services that are platform specific are not replicated.

10 In some embodiments, the kernel services which are platform specific are called by a critical system element running in user mode.

In some embodiments, a user process running under the computing architecture has a respective one of the software
15 applications, the application libraries, the shared library and the critical system elements all of which are operating in user mode.

In some embodiments, the software applications are provided with respective versions of the critical system
20 elements.

In some embodiments, the system elements which are application specific reside in user mode, while the system elements which are platform specific reside in the operating system kernel.

25 In some embodiments, a control code is placed in kernel mode.

In some embodiments, the kernel module is adapted to enable data exchange between the critical service elements in user mode and a device driver in kernel mode.

5 In some embodiments, the data exchange uses mapping of virtual memory such that data is transferred both from the critical service elements in user mode to the device driver in kernel mode and from the device driver in kernel mode to the critical service elements in user mode.

10 In some embodiments, the kernel module is adapted to export services for device interface.

In some embodiments, the export services comprise initialization to establish a channel between a critical system element of the critical system elements in user mode and a device.

15 In some embodiments, the export services comprise transfer of data from a critical system element of the critical system elements in user mode to a device managed by the operating system kernel.

20 In some embodiments, the export services include transfer of data from a device to a critical system element of the critical system elements in user mode.

According to a second broad aspect, the invention provides an operating system comprising the above computing architecture.

25 According to a third broad aspect, the invention provides a computing platform comprising the above operating system and computing hardware capable of running under the operating system.

According to a fourth broad aspect, the invention provides a shared library accessible to software applications in a user mode, the shared library being adapted to store system elements which are replicas of systems elements of an operating system kernel and which are critical to the software applications.

According to a fifth broad aspect, the invention provides an operating system kernel having systems elements and adapted to run in a kernel mode and to replicate, for storing in a shared library which is accessible by software applications in user mode, system elements of the system elements which are critical to the software applications.

According to a sixth broad aspect, the invention provides an article of manufacture comprising a computer usable medium having computer readable program code means embodied therein for a computing architecture. The computer readable code means in said article of manufacture has computer readable code means for running an operating system kernel having critical system elements in kernel mode; and computer readable code means for storing in a shared library replicas of at least some of the critical system elements, for use by software applications in user mode. The critical system elements are run in a context of a software application.

Accordingly, elements critical to a software application are migrated from centralized control in an operating system into the same context as the application.

Advantageously, the invention allows specific operating system services to efficiently operate in the same context as a software application.

Critical system elements normally embodied in an operating system are exported to software applications through shared libraries. The shared library services provided in an operating system are used to expose these additional system
5 elements.

Brief Description of the Drawings

Preferred embodiments of the invention will now be described with reference to the attached drawings in which:

Figure 1 is an architectural view of the traditional
10 monolithic operating system;

Figure 2 is an architectural view of a multi-server operating system in which some critical system elements are removed from the operating system kernel and are placed in multiple distinct processes or servers;

15 Figure 3 is an architectural view of an embodiment of the invention;

Figure 4 is a functional view showing how critical system elements exist in the same context as an application;

20 Figure 5 is a block diagram showing a kernel module provided by an embodiment of the invention; and

Figure 6 shows how interrupt handling occurs in an embodiment of the invention.

Detailed Description of the Preferred Embodiments

25 Embodiments of the invention enable the replication of critical system elements normally found in an operating

system kernel to run in the context of a software application. Critical system elements are replicated through the use of shared libraries. Replication implies that system elements are not replaced from an operating system, rather they become
5 separate extensions accessed through shared libraries.

By way of introduction, a number of terms will now be defined.

Critical System Element (CSE): Any service or part of a service, normally supplied by an operating system, that is
10 critical to the operation of a software application.

Compute platform: The combination of computer hardware and a single instance of an operating system.

User mode: The context in which applications execute.

Kernel mode: The context in which the kernel portion of an
15 operating system executes. In conventional systems, there is a physical separation enforced by hardware between user mode and kernel mode. Application code cannot run in kernel mode.

Application Programming Interface (API): An API refers to the operating system and programming language specific functions
20 used by applications. These are typically supplied in libraries which applications link with either when the application is created or when the application is loaded by the operating system. The interfaces are described by header files provided with an operating system distribution. In practice,
25 system APIs are used by applications to access operating system services.

Application library: A collection of functions in an archive format that is combined with an application to export system elements.

Shared library: An application library whose code space is
5 shared among all user mode applications.

Static library: An application library whose code space is contained in a single application.

Kernel module: A set of functions that reside and execute in kernel mode as extensions to the operating system kernel. It
10 is common in most systems to include kernel modules which provide extensions to the existing operating system kernel.

Up call mechanism: A means by which a service in kernel mode calls a function in a user mode application context. It is common to provide an up call mechanism within an operating
15 system kernel.

Figure 1 shows a conventional architecture where critical system elements execute in kernel mode. Critical system elements are contained in the operating system kernel. Applications access system elements through application
20 libraries.

In order for an application of Figure 1 to make use of a critical system element in the kernel, the application makes a call to the application libraries. It is impractical to write applications which handle CPU specific/operating
25 specific issues directly. As such, what is commonly done is to provide an application library in shared code space which multiple applications can access. This provides a platform independent interface where applications can access critical system elements. When the application makes a call to a

critical system element through the application library, a system call may be used to transition from user mode to kernel mode. The application stops running as the hardware enters kernel mode. The operating system kernel then provides the
5 required functionality. It is noted that each oval in Figure 1 represents a different context. There are two application contexts in the illustrated example and the operating system context is not shown as an oval but also has its own context.

Figure 2 shows a system architecture where critical
10 system elements execute in user mode but in a distinct context from applications. Some critical system elements are removed from the operating system kernel. They reside in multiple distinct processes or servers as discussed in United States Provisional Patent Application entitled "Drag & Drop
15 Application Management" which is incorporated herein by reference. The servers that export critical system elements execute in a context distinct from the operating system kernel and applications. These servers operate at a peer level with respect to other applications. Applications access system
20 elements through application libraries. The libraries in this case communicate with multiple servers in order to access critical system elements. Thus in the illustrated example, there are two application contexts and two critical system element contexts. When an application needs to make use of a
25 critical system element which is being run in user mode, a rather convoluted sequence of events must take place. Typically the application first makes a platform independent call to the application library. The application library in turn makes a call to the operating system kernel. The
30 operating system kernel then schedules the server with the critical system element in a different user mode context. After the server completes the operation, a switch back to kernel mode is made which then responds back to the application

through the application library. Due to this architecture, such implementations may result in poor performance. Ideally, an application which runs on the system of Figure 1 should be able to run on the system of Figure 2 as well. However, in
5 practice it is difficult to maintain the same characteristics and performance using such an architecture.

The invention is contrasted with both of these architectures in that critical system elements are not isolated in the operating system kernel in the case of a monolithic
10 architecture (Figure 1), also they are not removed from the context of an application as is the case with a multi-server architecture (Figure 2). Rather they are replicated and embodied in the context of an application.

Figure 3 shows an architectural view of the overall
15 operation of the invention. Multiple user processes execute above a single instance of an operating system. Software applications utilize shared libraries as is done in United States Provisional Patent Application entitled "SOFTWARE SYSTEM FOR CONTAINERIZATION OF APPLICATION SETS" which is incorporated
20 herein by reference. The standard libraries are augmented by an extension which contains critical system elements. Extended services are similar to those that appear in the context of the operating system kernel.

Figure 4 shows functionality above the operating
25 system kernel all of which is run in user mode while the operating system kernel itself runs in kernel mode. The user mode functionality includes the user applications, the standard application libraries, and a new extended shared library provided by an embodiment of the invention. The extended
30 shared library includes replicas of kernel functions. These functions can be directly called by the applications and as

such can be run in the same context as the applications. In preferred embodiments, the kernel functions which are included in the extended shared library are also included in the operating system kernel. Furthermore, there might be different
5 versions of a given critical system element forming part of the extended shared library with different applications accessing these different versions within their respective context.

In preferred embodiments, the platform specific aspects of the critical system element are left in the
10 operating system kernel, for example certain system calls. Then the critical system elements which are included in the extended shared library may still make use of the operating system kernel to implement these platform specific functions.

Figure 5 represents the function of the kernel module
15 (described in more detail below). A critical system element in the context of an application program uses system calls to access services in the kernel module. The kernel module serves as an interface between a service in the application context and a device driver. Specific device interrupts are vectored
20 to the kernel module. A service in the context of an application is notified of an interrupt by the kernel module.

Figure 6 represents interrupt handling. Interrupt handling is initialized through a system call. A handler contained in the kernel module is installed for a specific
25 device interrupt. When an interrupt request is generated by a hardware device the handler contained in the kernel module will be called. The handler notifies a service in the context of an application through the use of an up call mechanism.

Function Overlays

A function overlay occurs when the implementation of a function that would normally be called is replaced such that an extension or replacement function is called instead. The invention uses function overlays to intercept software application accesses to operating system services. The overlay is accomplished by use of an ability supplied by the operating system to allow a library to be preloaded before other libraries are loaded. Such an ability is used to cause the loading process (performed by the operating system) to link the application to a library extension supplied by the invention rather than to the library that would otherwise be used.

The functions overlaid by the invention serve as extensions to operating system services. When a function is overlaid in this manner it enables the service defined by the API to be exported in an alternate manner than that provided by the operating system in kernel mode.

Critical System Elements

According to the invention, some system elements that are critical to the operation of a software application are replicated from kernel mode, by the operating system, into user mode in the same context as that of the application.

These system elements are contained in a shared library. As such they are linked to a software application as the application is loaded. Figure 3 shows that an extension library is utilized.

In its native form, as it exists in the operating system kernel, a CSE uses services supplied by the operating system kernel. In order for the CSE to be migrated to user

mode and operate effectively, the services that the CSE uses from the operating system kernel are replicated in user mode and contained in the shared library with the CSE itself. Services of the type referred to here include, but are not
5 limited to, memory allocation, synchronization and device access. Preferably, as discussed above, platform specific services are not replicated, but rather are left in the operating system kernel. These will then be called by the critical system element running in user mode.

10 Figure 4 shows that the invention allows for critical system elements to exist in the same context as an application. These services exported by library extensions do not replace those provided in an operating system kernel. Thus, in Figure 4 the user process is shown to include the application itself,
15 the regular application library, the extended library and the critical system element all of which are operating in user mode. The operating system kernel is also shown to include critical system elements. In preferred embodiments, the critical system elements which are included in user mode are
20 replicas of elements which are still included in the operating system kernel.

As discussed previously, different applications may be provided with their own versions of the critical system elements. Advantageously, this can make it appear that
25 multiple applications running on a given platform have their own operating system. However in reality, there is only one operating system with application specific components in user mode, and with non-application specific components only residing in the kernel mode. It is noted that this allows
30 different applications running on a given platform to operate in secure separation without clashing for resources and without versioning problems of libraries. Previous attempts to address

this problem have included building hardware that is capable of running multiple versions of an operating system, and building a virtual machine in software which effectively allows each service to have its own operating system, but in software. The
5 new solution provided by this embodiment of the invention yields the same benefits of these two other solutions, but without the requirement from multiple operating systems.

Kernel module

In some embodiments, control code is placed in kernel
10 mode as shown in Figure 4. Figure 5 shows that a kernel module is used to augment device access and interrupt notification.

As a device interface the kernel module enables data exchange between a user mode CSE and a device driver in kernel mode. The exchange uses mapping of virtual memory such that
15 data is transferred in both directions without a copy.

Services exported for device interface typically include:

- Ⓞ Initialization. Establish a channel between a CSE in user mode and a specific device. Informs the interrupt service
20 that this CSE requires notification.
- Ⓞ Write data. Transfer data from a CSE to a device. User mode virtual addresses are converted to kernel mode virtual addresses.
- Ⓞ Read data. Transfer data from a device to a CSE. Kernel
25 mode data is mapped into virtual addresses in user mode.

During initialization, interrupt services are informed that for specific interrupts, they should call a

handler in the kernel module. The kernel module handles the interrupt by making an up call to the critical system element.

Interrupts related to a device being serviced by a CSE in user mode are extended such that notification is given
5 to the CSE in use.

As shown in Figure 6 a handler is installed in the path of an interrupt. The handler uses an up call mechanism to inform the affected services in user mode.

A user mode service enables interrupt notification
10 through the use of an initialization function.

The general system configuration of the present invention discloses one possible implementation of the invention.

In some embodiments, the 'C' programming language is
15 used but other languages can alternatively be employed.

Function overlays have been implemented through application library pre-load. A library supplied with the invention is loaded before the standard libraries, using standard services supplied by the operating system. This
20 allows specific functions (APIs) used by an application to be overlaid or intercepted by services supplied by the invention.

Access from a user mode CSE to the kernel module, for device I/O and registration of interrupt notification, is implemented by allowing the application to access the kernel
25 module through standard device interfaces defined by the operating system. The kernel module is installed as a normal device driver. Once installed applications are able to open a

device that corresponds to the module allowing effective communication as with any other device or file operation.

Numerous modifications and variations of the present invention are possible in light of the above teachings. It is
5 therefore to be understood that within the scope of the appended claims, the invention may be practiced otherwise than as specifically described herein.

WE CLAIM:

1. A computing architecture comprising:

an operating system kernel having critical system elements and adapted to run in kernel mode; and

5 a shared library adapted to store replicas of at least some of the critical system elements, for use by software applications in user mode;

wherein the critical system elements are run in a context of a software application.
- 10 2. A computing architecture according to claim 1 comprising application libraries accessible by the software applications and augmented by the shared library.
3. A computing architecture according to claim 1 wherein the critical system elements are left in the operating system
15 kernel.
4. A computing architecture according to claim 1 wherein the critical system elements use system calls to access services in the operating system kernel.
5. A computing architecture according to claim 1 wherein
20 the operating system kernel comprises a kernel module adapted to serve as an interface between a service in the context of an application program and a device driver.
6. A computing architecture according to claim 5 wherein the critical system elements in the context of an application
25 program use system calls to access services in the kernel module.

7. A computing architecture according to claim 5 or 6 wherein the kernel module is adapted to provide a notification of an interruption to a service in the context of an application program.
- 5 8. A computing architecture according to any one of claims 5 to 7 wherein the operating system kernel is adapted to provide interrupt handling capabilities to user mode CSEs.
9. A computing architecture according to claim 8 wherein the interrupt handling capabilities are initialized through a
10 system call.
10. A computing architecture according to claim 9 wherein the kernel module comprises a handler which is installed for a specific device interrupt.
11. A computing architecture according to claim 10
15 wherein the handler is called when an interrupt request is generated by a hardware device.
12. A computing architecture according to claim 11 wherein the handler notifies the service in the context of an application through the use of an up call mechanism.
- 20 13. A computing architecture according to any one of claims 1 to 12 wherein function overlays are used to intercept software application accesses to operating system services.
14. A computing architecture according to any one of claims 1 to 13 wherein the critical system elements stored in
25 the shared library are linked to the software applications as the software applications are loaded.

15. A computing architecture according to any one of claims 1 to 14 wherein in a native form the critical system elements rely on kernel services supplied by the operating system kernel for device access, interrupt delivery, and
5 virtual memory mapping.

16. A computing architecture according to claim 15 wherein the kernel services are replicated in user mode and contained in the shared library with the critical system elements.

10 17. A computing architecture according to claim 15 or 16 wherein the kernel services comprise memory allocation, synchronization and device access.

18. A computing architecture according to any one of claims 15 to 17 wherein the kernel services that are platform
15 specific are not replicated.

19. A computing architecture according to claim 18 wherein the kernel services which are platform specific are called by a critical system element running in user mode.

20. A computing architecture according to claim 2 wherein
20 a user process running under the computing architecture comprises a respective one of the software applications, the application libraries, the shared library and the critical system elements all of which are operating in user mode.

21. A computing architecture according to any one of
25 claims 1 to 20 wherein the software applications are provided with respective versions of the critical system elements.

22. A computing architecture according to claim 21 wherein the system elements which are application specific

reside in user mode, while the system elements which are platform specific reside in the operating system kernel.

23. A computing architecture according to any one of claims 1 to 22 wherein a control code is placed in kernel mode.

5 24. A computing architecture according to claim 5 wherein the kernel module is adapted to enable data exchange between the critical service elements in user mode and a device driver in kernel mode.

25. A computing architecture according to claim 24
10 wherein the data exchange uses mapping of virtual memory such that data is transferred both from the critical service elements in user mode to the device driver in kernel mode and from the device driver in kernel mode to the critical service elements in user mode.

15 26. A computing architecture according to claim 24 or 25 wherein the kernel module is adapted to export services for device interface.

27. A computing architecture according to claim 26
20 wherein the export services comprise initialization to establish a channel between a critical system element of the critical system elements in user mode and a device.

28. A computing architecture according to claim 26
25 wherein the export services comprise transfer of data from a critical system element of the critical system elements in user mode to a device managed by the operating system kernel.

29. A computing architecture according to claim 26 wherein the export services comprise transfer of data from a

device to a critical system element of the critical system elements in user mode.

30. A operating system comprising the computing architecture of any one of claims 1 to 29.

5 31. A computing platform comprising the operating system of claim 30 and computing hardware capable of running under the operating system.

32. A computing architecture according to any one of Figure 1 to 3.

10 33. A shared library accessible to software applications in a user mode, the shared library being adapted to store system elements which are replicas of systems elements of an operating system kernel and which are critical to the software applications.

15 34. An operating system kernel having systems elements and adapted to run in a kernel mode and to replicate, for storing in a shared library which is accessible by software applications in user mode, system elements of the system elements which are critical to the software applications.

20 35. A computing architecture according to claim 13 wherein the operating system kernel is enabled when the software application is loaded into memory.

36. An article of manufacture comprising:

25 a computer usable medium having computer readable program code means embodied therein for a computing architecture, the computer readable code means in said article of manufacture comprising:

computer readable code means for running an operating system kernel having critical system elements in kernel mode; and

computer readable code means for storing in a shared
5 library replicas of at least some of the critical system elements, for use by software applications in user mode;

wherein the critical system elements are run in a context of a software application.

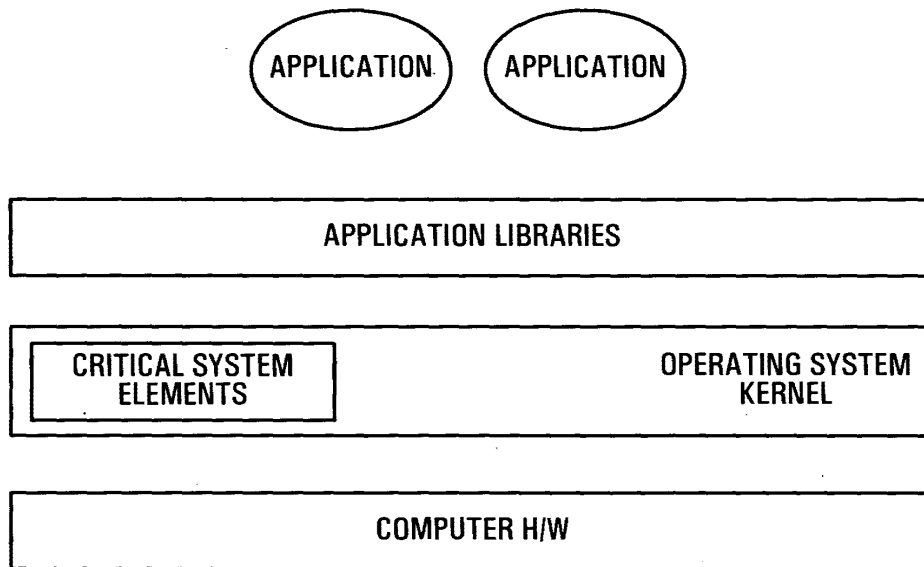


FIG. 1

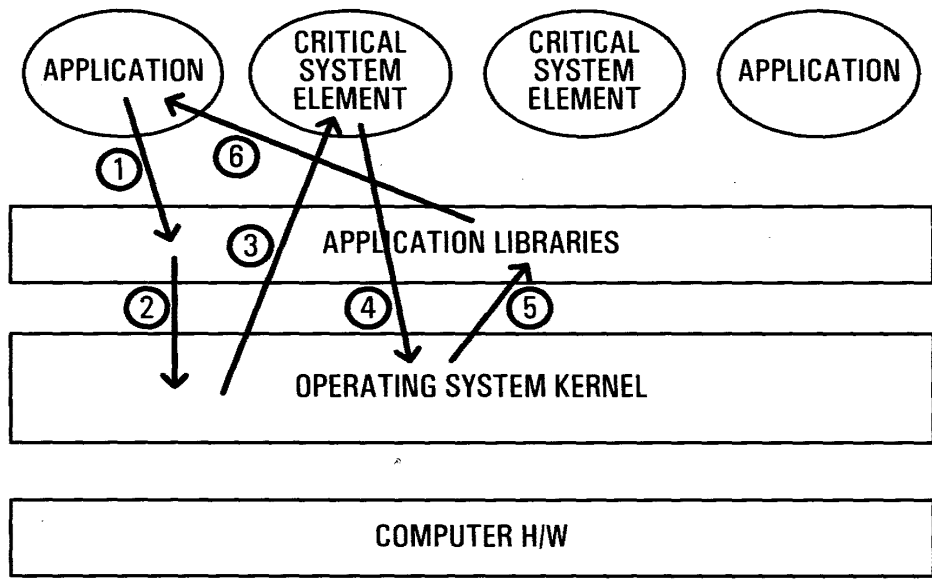


FIG. 2

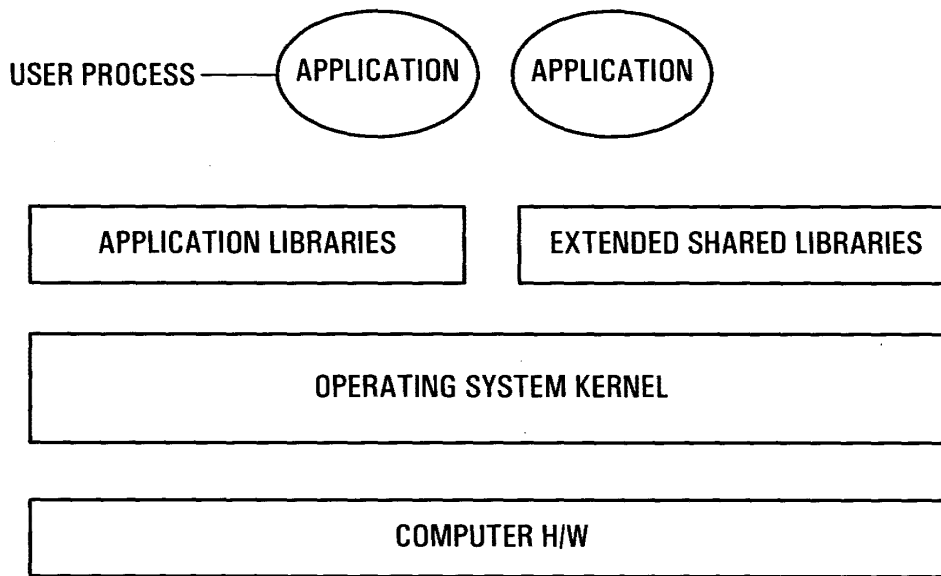


FIG. 3

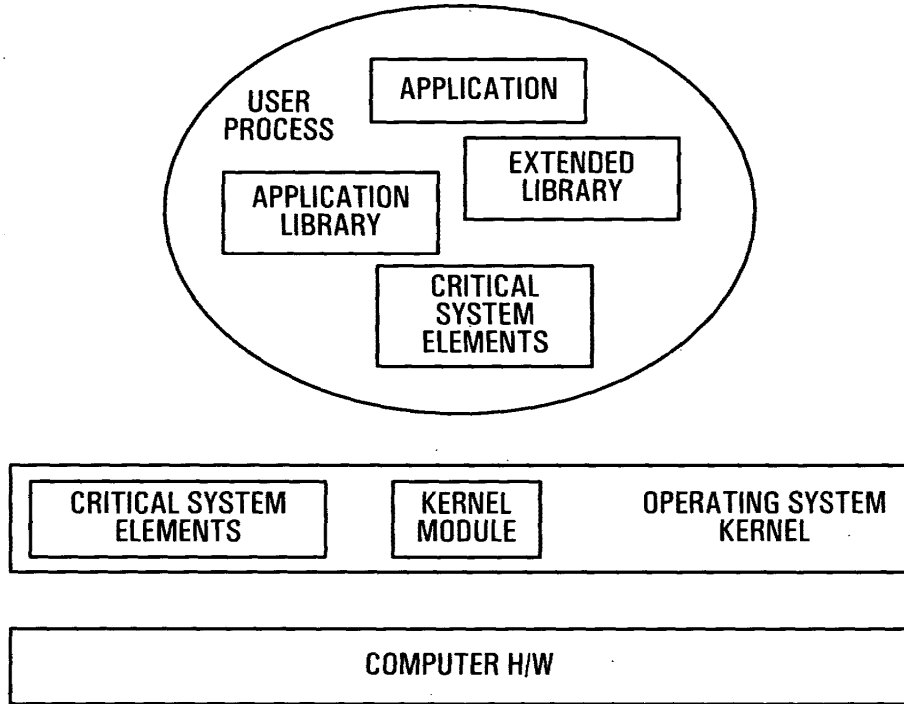


FIG. 4

5/6

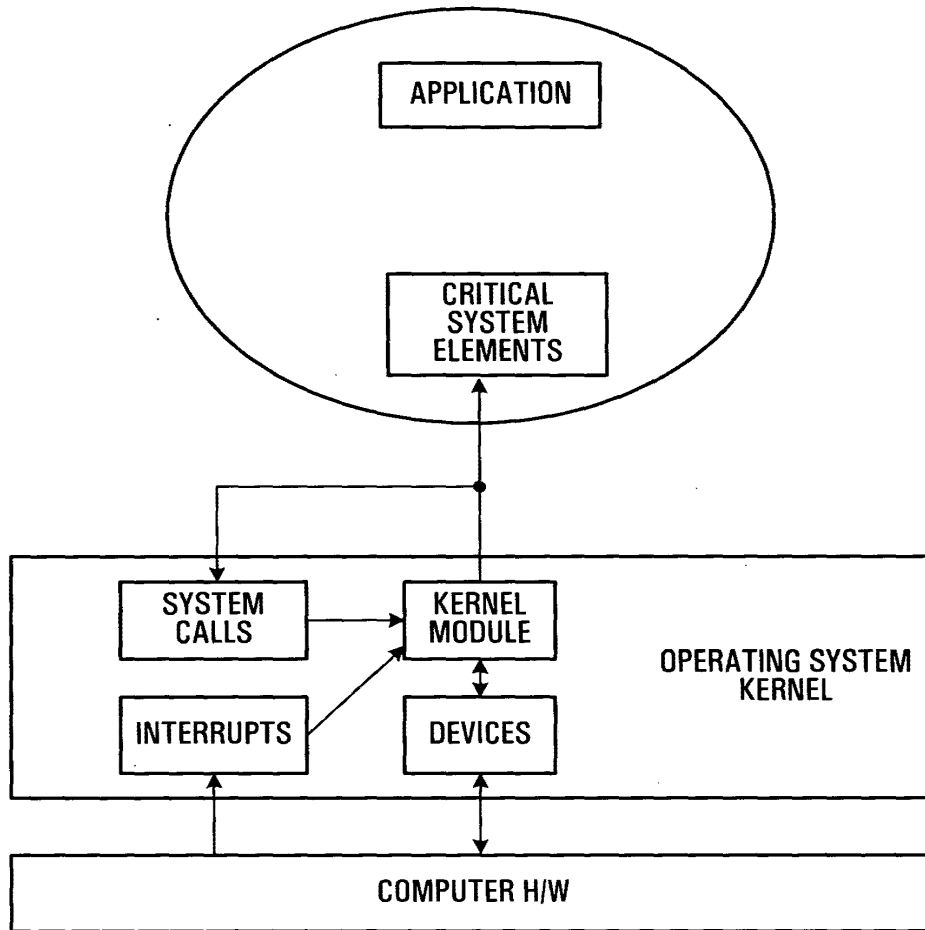


FIG. 5

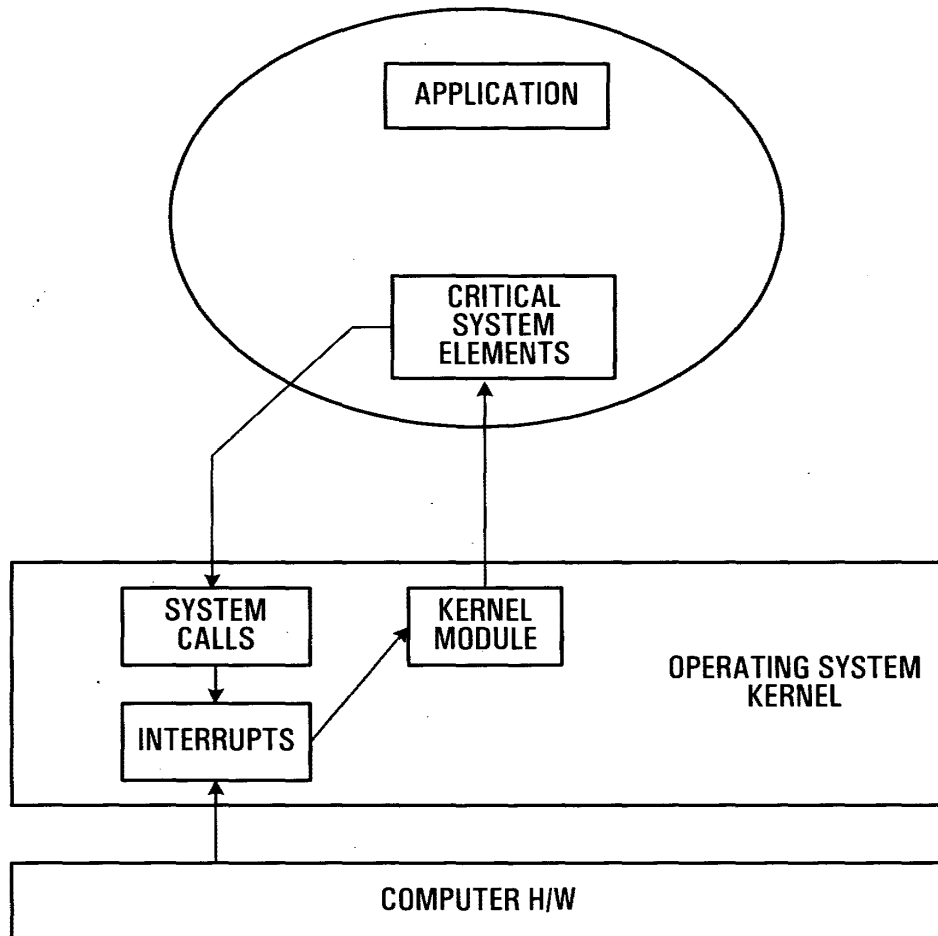


FIG. 6

PATENT APPLICATION SERIAL NO. _____

U.S. DEPARTMENT OF COMMERCE
PATENT AND TRADEMARK OFFICE
FEE RECORD SHEET

09/25/2003 EFLORES 00000027 60504213

01 FC:2005

80.00 0P

PTO-1556
(5/87)