

[54] **COMPUTER PRINTER STAND**  
 [76] **Inventor: Thomas S. Clark, 1302 Ream Wood Ave., Sunnyvale, Calif. 94086**  
 [\*\*] **Term: 14 Years**  
 [21] **Appl. No.: 35,692**  
 [22] **Filed: Apr. 7, 1987**  
 [52] **U.S. Cl. .... D18/23**  
 [58] **Field of Search ..... D6/396, 397, 405, 408, D6/425, 428, 430, 436, 440, 443, 449, 458, 462, 463, 464, 465, 473, 474, 482, 483, 485, 487, 491, 509, 511; D18/23, 34, 99, 36, 37, 38, 39, 45; 355/200, 210, 308, 320, 324; 248/176, 676; 400/613.2-613.4, 691**

4,632,345 12/1986 Barley ..... 248/174  
 4,651,967 3/1987 McCoy ..... D18/23  
 4,707,156 11/1987 Clark ..... 400/613.2  
 4,717,273 1/1988 Elderfield ..... 400/613.2  
 4,722,506 2/1988 Chang ..... 248/676

**OTHER PUBLICATIONS**

Global Computer Supplies, 1984; p. 74; Item #C0230A.  
 Misco Computer Supplies & Accessories, 1988; p. 66; Item #MISCO JC1741.  
 Devoke Computer Support PDTS; Fall/Winter 87; p. 36; Item #8100-1.  
 Personal Computer Products, ©1987; p. 42.  
 NEBS Computer Forms Catalog, Summer 1983; p. 49, Item #9500.  
 IBM Technical Disclosure Bulletin, vol. 27, No. 5, Published Oct. 1984.  
 IBM Technical Disclosure Bulletin, vol. 26, No. 11, Published Apr. 1984.

[56] **References Cited**

**U.S. PATENT DOCUMENTS**

D. 141,410 5/1945 Myers ..... D6/408  
 D. 156,093 11/1949 Gruen ..... D6/449  
 D. 242,587 12/1976 Sklaroff ..... D6/428  
 D. 252,301 7/1979 McCarty ..... D6/397  
 D. 278,495 4/1985 Rattner ..... D6/470  
 D. 283,323 4/1986 Cervero ..... D18/23  
 D. 293,493 12/1987 Garr ..... D6/449  
 D. 293,634 1/1988 Rattner ..... D6/440  
 D. 296,852 7/1988 Buchweitz, Jr. et al. .... D6/449  
 D. 300,147 3/1989 Meyer et al. .... D18/23  
 D. 300,291 3/1989 Naes ..... D6/474  
 3,767,024 10/1973 Banwarth ..... 197/133  
 4,073,460 2/1978 Dale ..... D6/481  
 4,226,410 10/1980 McIntosh, Sr. et al. .... 493/410  
 4,515,490 5/1985 Marker, III ..... 400/613.2  
 4,522,521 6/1985 Scott ..... 400/613.2  
 4,530,689 7/1985 Ringer, Sr. .... 493/410  
 4,541,749 9/1985 McCoy ..... 400/613.2  
 4,631,552 12/1986 Kobayashi ..... 346/136

*Primary Examiner*—James R. Largen  
*Assistant Examiner*—Cathy Anne MacCormac

[57] **CLAIM**

The ornamental design for a computer printer stand, as shown and described.

**DESCRIPTION**

FIG. 1 is a top front and left side perspective view of a computer printer stand showing my new design;  
 FIG. 2 is a rear elevational view thereof;  
 FIG. 3 is a top plan view thereof;  
 FIG. 4 is a left side view, the right side being a mirror image of the left side shown; and  
 FIG. 5 is a front elevational view thereof.  
 The broken line representation of a printer in FIG. 1 is for illustrative purposes only and forms no part of the claimed design.

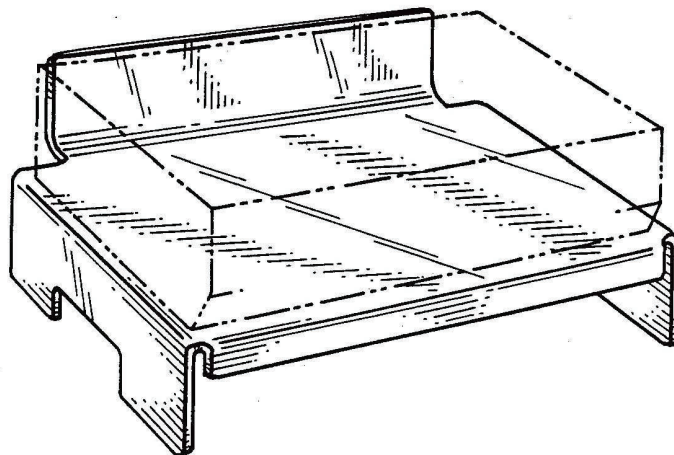


FIG. 1.

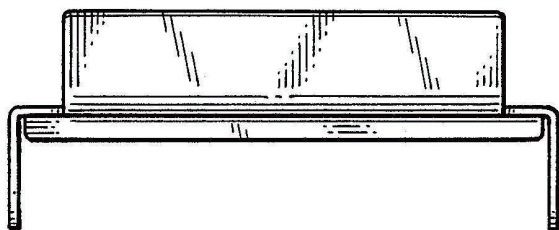
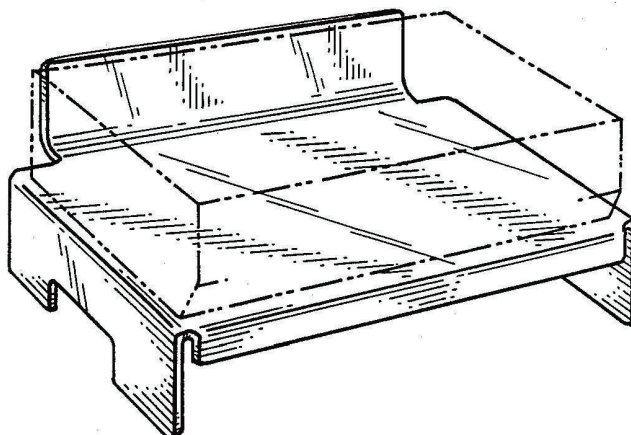


FIG. 2.

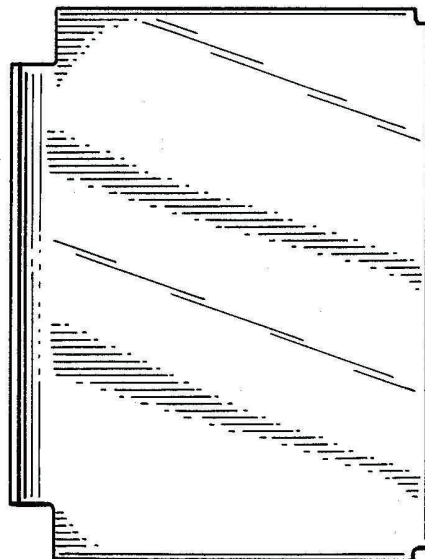


FIG. 3

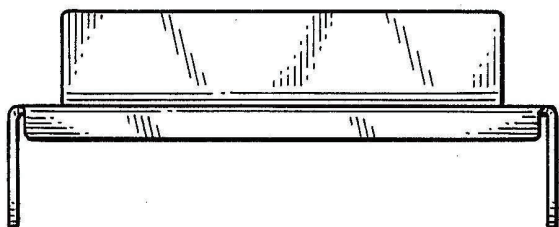


FIG. 5.



FIG. 4.