

EXHIBIT 1001



US011677798B2

(12) **United States Patent**
Brueck et al.

(10) **Patent No.:** **US 11,677,798 B2**

(45) **Date of Patent:** ***Jun. 13, 2023**

(54) **APPARATUS, SYSTEM, AND METHOD FOR MULTI-BITRATE CONTENT STREAMING**

(58) **Field of Classification Search**
CPC H04N 21/2662; H04L 65/70; H04L 65/80
See application file for complete search history.

(71) Applicant: **DISH Technologies L.L.C.**,
Englewood, CO (US)

(56) **References Cited**

(72) Inventors: **David F. Brueck**, Saratoga Springs, UT (US); **Mark B. Hurst**, Cedar Hills, UT (US); **R. Drew Major**, Orem, UT (US)

U.S. PATENT DOCUMENTS

4,535,355 A 8/1985 Arn et al.
5,168,356 A 12/1992 Acampora et al.
(Continued)

(73) Assignee: **DISH Technologies L.L.C.**,
Englewood, CO (US)

FOREIGN PATENT DOCUMENTS

(*) Notice: Subject to any disclaimer, the term of this patent is extended or adjusted under 35 U.S.C. 154(b) by 0 days.

CA 2466482 A1 5/2003
EP 0365683 A1 5/1990
(Continued)

This patent is subject to a terminal disclaimer.

OTHER PUBLICATIONS

(21) Appl. No.: **17/962,231**

Respondents' Post-Hearing Brief (Redacted) dated Mar. 29, 2022 (321 pages).

(22) Filed: **Oct. 7, 2022**

(Continued)

(65) **Prior Publication Data**

US 2023/0041900 A1 Feb. 9, 2023

Primary Examiner — Chirag R Patel

(74) *Attorney, Agent, or Firm* — KW Law, LLP

Related U.S. Application Data

(63) Continuation of application No. 16/876,579, filed on May 18, 2020, now Pat. No. 11,470,138, which is a
(Continued)

(57) **ABSTRACT**

An apparatus for multi-bitrate content streaming includes a receiving module configured to capture media content, a streamlet module configured to segment the media content and generate a plurality of streamlets, and an encoding module configured to generate a set of streamlets. The system includes the apparatus, wherein the set of streamlets comprises a plurality of streamlets having identical time indices and durations, and each streamlet of the set of streamlets having a unique bitrate, and wherein the encoding module comprises a master module configured to assign an encoding job to one of a plurality of host computing modules in response to an encoding job completion bid. A method includes receiving media content, segmenting the media content and generating a plurality of streamlets, and generating a set of streamlets.

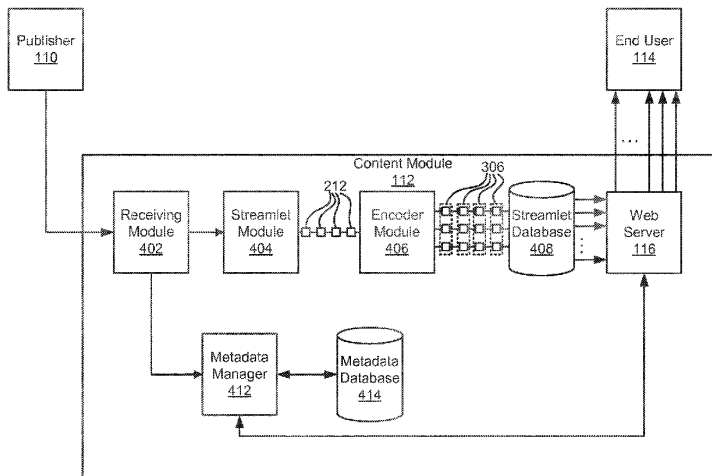
(51) **Int. Cl.**
H04L 65/70 (2022.01)
H04L 47/80 (2022.01)

(Continued)

(52) **U.S. Cl.**
CPC **H04L 65/70** (2022.05); **G06F 16/183** (2019.01); **G06F 16/71** (2019.01); **H04L 47/12** (2013.01);

(Continued)

25 Claims, 11 Drawing Sheets



Related U.S. Application Data

- continuation of application No. 16/004,056, filed on Jun. 8, 2018, now Pat. No. 10,659,513, which is a continuation of application No. 15/414,025, filed on Jan. 24, 2017, now Pat. No. 9,998,516, which is a continuation of application No. 14/719,122, filed on May 21, 2015, now Pat. No. 9,571,551, which is a continuation of application No. 14/106,051, filed on Dec. 13, 2013, now Pat. No. 9,071,668, which is a continuation of application No. 13/617,114, filed on Sep. 14, 2012, now Pat. No. 8,612,624, which is a continuation of application No. 12/906,940, filed on Oct. 18, 2010, now Pat. No. 8,402,156, which is a continuation of application No. 11/673,483, filed on Feb. 9, 2007, now Pat. No. 7,818,444, which is a continuation-in-part of application No. 11/116,783, filed on Apr. 28, 2005, now Pat. No. 8,868,772.
- (60) Provisional application No. 60/566,831, filed on Apr. 30, 2004.
- (51) **Int. Cl.**
- | | |
|---------------------|-----------|
| <i>H04L 47/12</i> | (2022.01) |
| <i>G06F 16/71</i> | (2019.01) |
| <i>G06F 16/182</i> | (2019.01) |
| <i>H04N 7/24</i> | (2011.01) |
| <i>H04N 21/2343</i> | (2011.01) |
| <i>H04N 21/433</i> | (2011.01) |
| <i>H04N 21/84</i> | (2011.01) |
| <i>H04N 21/845</i> | (2011.01) |
| <i>H04L 65/80</i> | (2022.01) |
| <i>H04L 65/61</i> | (2022.01) |
| <i>H04L 65/65</i> | (2022.01) |
| <i>H04L 65/1101</i> | (2022.01) |
| <i>H04L 67/60</i> | (2022.01) |
| <i>H04L 67/568</i> | (2022.01) |
| <i>H04L 67/02</i> | (2022.01) |
| <i>H04L 65/1069</i> | (2022.01) |
| <i>H04N 21/2662</i> | (2011.01) |
- (52) **U.S. Cl.**
- CPC *H04L 47/801* (2013.01); *H04L 65/1069* (2013.01); *H04L 65/1101* (2022.05); *H04L 65/61* (2022.05); *H04L 65/65* (2022.05); *H04L 65/80* (2013.01); *H04L 67/02* (2013.01); *H04L 67/568* (2022.05); *H04L 67/60* (2022.05); *H04N 7/24* (2013.01); *H04N 21/23439* (2013.01); *H04N 21/2662* (2013.01); *H04N 21/4331* (2013.01); *H04N 21/84* (2013.01); *H04N 21/8456* (2013.01)
- (56) **References Cited**
- U.S. PATENT DOCUMENTS
- | | | | | | |
|-------------|---------|-----------------|--------------|---------|------------------------|
| 5,267,334 A | 11/1993 | Normille et al. | 5,966,025 A | 10/1999 | Beffa |
| 5,404,446 A | 4/1995 | Bowater et al. | 5,996,025 A | 11/1999 | Day et al. |
| 5,414,455 A | 5/1995 | Hooper et al. | 6,003,030 A | 12/1999 | Kenner et al. |
| 5,424,455 A | 6/1995 | Yamamoto et al. | 6,091,775 A | 7/2000 | Hibi et al. |
| 5,544,318 A | 8/1996 | Schmitz et al. | 6,091,777 A | 7/2000 | Guetz et al. |
| 5,687,095 A | 11/1997 | Haskell et al. | 6,112,239 A | 8/2000 | Kenner et al. |
| 5,732,183 A | 3/1998 | Sugiyama | 6,122,660 A | 9/2000 | Baransky et al. |
| 5,768,527 A | 6/1998 | Zhu et al. | 6,154,744 A | 11/2000 | Kenner et al. |
| 5,841,432 A | 11/1998 | Carmel et al. | 6,172,672 B1 | 1/2001 | Ramasubramanian et al. |
| 5,867,230 A | 2/1999 | Wang et al. | 6,181,867 B1 | 1/2001 | Kenner et al. |
| 5,933,603 A | 8/1999 | Vahalia et al. | 6,185,736 B1 | 2/2001 | Ueno |
| 5,941,951 A | 8/1999 | Day et al. | 6,195,680 B1 | 2/2001 | Goldszmidt et al. |
| 5,953,506 A | 9/1999 | Kalra et al. | 6,292,383 B1 | 9/2001 | Worley |
| 5,966,015 A | 10/1999 | Horii | 6,292,834 B1 | 9/2001 | Ravi et al. |
| | | | 6,366,614 B1 | 4/2002 | Pian et al. |
| | | | 6,374,289 B2 | 4/2002 | Delaney et al. |
| | | | 6,389,473 B1 | 5/2002 | Carmel et al. |
| | | | 6,449,719 B1 | 9/2002 | Baker |
| | | | 6,486,803 B1 | 11/2002 | Luby et al. |
| | | | 6,490,627 B1 | 12/2002 | Kalra et al. |
| | | | 6,498,897 B1 | 12/2002 | Nelson et al. |
| | | | 6,510,553 B1 | 1/2003 | Hazra |
| | | | 6,574,591 B1 | 6/2003 | Kleiman et al. |
| | | | 6,604,118 B2 | 8/2003 | Klleiman et al. |
| | | | 6,618,752 B1 | 9/2003 | Moore et al. |
| | | | 6,625,643 B1 | 9/2003 | Colby et al. |
| | | | 6,637,031 B1 | 10/2003 | Chou |
| | | | 6,665,726 B1 | 12/2003 | Leighton et al. |
| | | | 6,708,213 B1 | 3/2004 | Bommaiah et al. |
| | | | 6,721,723 B1 | 4/2004 | Gibson et al. |
| | | | 6,731,600 B1 | 5/2004 | Patel et al. |
| | | | 6,757,796 B1 | 6/2004 | Hofmann |
| | | | 6,760,772 B2 | 7/2004 | Zou et al. |
| | | | 6,766,407 B1 | 7/2004 | Lisitsa et al. |
| | | | 6,795,863 B1 | 9/2004 | Doty, Jr. |
| | | | 6,845,107 B1 | 1/2005 | Kitazawa et al. |
| | | | 6,850,965 B2 | 2/2005 | Allen |
| | | | 6,859,839 B1 | 2/2005 | Zahorjan et al. |
| | | | 6,874,015 B2 | 3/2005 | Kaminsky et al. |
| | | | 6,968,387 B2 | 11/2005 | Lanphear |
| | | | 6,976,090 B2 | 12/2005 | Ben-Shaul et al. |
| | | | 7,047,307 B2 | 5/2006 | Li |
| | | | 7,054,365 B2 | 5/2006 | Kim et al. |
| | | | 7,054,774 B2 | 5/2006 | Batterberry et al. |
| | | | 7,054,911 B1 | 5/2006 | Lango et al. |
| | | | 7,075,986 B2 | 7/2006 | Girod et al. |
| | | | 7,093,001 B2 | 8/2006 | Yang et al. |
| | | | 7,096,271 B1 | 8/2006 | Omoigui et al. |
| | | | 7,099,954 B2 | 8/2006 | Li et al. |
| | | | 7,116,894 B1 | 10/2006 | Chatterton |
| | | | 7,174,385 B2 | 2/2007 | Li |
| | | | 7,194,549 B1 | 3/2007 | Lee et al. |
| | | | 7,240,100 B1 | 7/2007 | Wein et al. |
| | | | 7,260,640 B1 | 8/2007 | Kramer et al. |
| | | | 7,274,740 B2 | 9/2007 | van Beek et al. |
| | | | 7,295,520 B2 | 11/2007 | Lee et al. |
| | | | 7,310,678 B2 | 12/2007 | Gunaseelan et al. |
| | | | 7,325,073 B2 | 1/2008 | Shao et al. |
| | | | 7,328,243 B2 | 2/2008 | Yaeger et al. |
| | | | 7,330,908 B2 | 2/2008 | Jungek |
| | | | 7,334,044 B1 | 2/2008 | Allen |
| | | | 7,349,358 B2 | 3/2008 | Hennessey et al. |
| | | | 7,349,976 B1 | 3/2008 | Glaser et al. |
| | | | 7,369,610 B2 | 5/2008 | Xu et al. |
| | | | 7,376,747 B2 | 5/2008 | Hartop |
| | | | 7,386,627 B1 | 6/2008 | Lango et al. |
| | | | 7,391,717 B2 | 6/2008 | Kiemets et al. |
| | | | 7,408,984 B2 | 8/2008 | Lu et al. |
| | | | 7,412,531 B1 | 8/2008 | Lango et al. |
| | | | 7,477,688 B1 | 1/2009 | Zhang et al. |
| | | | 7,523,181 B2 | 4/2009 | Swildens et al. |
| | | | 7,536,469 B2 | 5/2009 | Chou et al. |
| | | | 7,546,355 B2 | 6/2009 | Kalnitsky |
| | | | 7,558,869 B2 | 7/2009 | Leon |
| | | | 7,577,750 B2 | 8/2009 | Shen et al. |
| | | | 7,593,333 B2 | 9/2009 | Li et al. |
| | | | 7,599,307 B2 | 10/2009 | Seckin et al. |
| | | | 7,609,652 B2 | 10/2009 | Kellerer et al. |
| | | | 7,653,735 B2 | 1/2010 | Mandate et al. |

(56)

References Cited

U.S. PATENT DOCUMENTS

7,707,303	B2	4/2010	Albers et al.
7,719,985	B2	5/2010	Lee et al.
7,760,801	B2	7/2010	Ghanbari et al.
7,779,135	B2	8/2010	Hudson et al.
7,788,395	B2	8/2010	Bowra et al.
7,797,439	B2	9/2010	Cherkasova et al.
7,817,985	B2	10/2010	Moon
7,818,444	B2	10/2010	Brueck et al.
7,925,781	B1	4/2011	Chan et al.
7,974,200	B2	7/2011	Walker et al.
8,036,265	B1	10/2011	Reynolds et al.
8,370,514	B2	2/2013	Hurst et al.
8,402,156	B2	3/2013	Brueck et al.
8,521,836	B2	8/2013	Kewalramani et al.
8,612,624	B2	12/2013	Brueck et al.
8,683,066	B2	3/2014	Hurst et al.
8,686,066	B2	4/2014	Kwampian et al.
8,711,701	B2	4/2014	Ju
8,818,127	B2	8/2014	Hayata et al.
8,868,772	B2	10/2014	Major et al.
8,880,721	B2	11/2014	Hurst et al.
9,344,496	B2	5/2016	Hurst et al.
9,407,564	B2	8/2016	Major et al.
9,462,074	B2	10/2016	Guo et al.
10,469,554	B2	11/2019	Brueck et al.
10,469,555	B2	11/2019	Brueck et al.
10,757,156	B2	8/2020	Major et al.
10,951,680	B2	3/2021	Brueck et al.
11,470,138	B2	10/2022	Brueck et al.
2001/0013128	A1	8/2001	Hagai et al.
2001/0047423	A1	11/2001	Shao et al.
2002/0002708	A1	1/2002	Arye
2002/0029274	A1	3/2002	Allen
2002/0044528	A1	4/2002	Pogrebinsky et al.
2002/0073167	A1	6/2002	Powell et al.
2002/0091840	A1	7/2002	Pulier et al.
2002/0097750	A1	7/2002	Gunaseelan et al.
2002/0131496	A1	9/2002	Vasudevan et al.
2002/0144276	A1	10/2002	Radford et al.
2002/0152317	A1	10/2002	Wang et al.
2002/0152318	A1	10/2002	Menon et al.
2002/0156912	A1	10/2002	Hurst et al.
2002/0161898	A1	10/2002	Hartop et al.
2002/0161908	A1	10/2002	Benitez et al.
2002/0161911	A1	10/2002	Pinckney, III et al.
2002/0169926	A1	11/2002	Pinckney, III et al.
2002/0170062	A1	11/2002	Chen et al.
2002/0174434	A1	11/2002	Lee et al.
2002/0176418	A1	11/2002	Hunt et al.
2002/0178330	A1	11/2002	Schlowisky-Fischer et al.
2002/0188745	A1	12/2002	Hughes et al.
2003/0005455	A1	1/2003	Bowers
2003/0009578	A1	1/2003	Apostolopoulos et al.
2003/0014684	A1	1/2003	Kashyap
2003/0018966	A1	1/2003	Cook et al.
2003/0021166	A1	1/2003	Soloff
2003/0021282	A1	1/2003	Hospodor
2003/0055995	A1	3/2003	Ala Honkola
2003/0061305	A1	3/2003	Copley et al.
2003/0065803	A1	4/2003	Heuvelman
2003/0067872	A1	4/2003	Harrell et al.
2003/0067875	A1	4/2003	Yoshida et al.
2003/0072376	A1	4/2003	Krishnamachari et al.
2003/0081582	A1	5/2003	Jain et al.
2003/0093790	A1	5/2003	Logan et al.
2003/0107994	A1	6/2003	Jacobs et al.
2003/0135631	A1	7/2003	Li et al.
2003/0135863	A1	7/2003	VanDer Schaar
2003/0140159	A1	7/2003	Campbell et al.
2003/0151753	A1	8/2003	Li et al.
2003/0152036	A1	8/2003	Quigg Brown et al.
2003/0154239	A1	8/2003	Davis et al.
2003/0195977	A1	10/2003	Liu et al.
2003/0204519	A1	10/2003	Sirvara et al.
2003/0204602	A1	10/2003	Hudson et al.
2003/0233464	A1	12/2003	Walpole et al.
2003/0236904	A1	12/2003	Walpole et al.
2003/0236906	A1	12/2003	Klemets et al.
2004/0003101	A1	1/2004	Roth et al.
2004/0010613	A1	1/2004	Apostolopoulos et al.
2004/0030547	A1	2/2004	Leaning et al.
2004/0030599	A1	2/2004	Sie et al.
2004/0030797	A1	2/2004	Akinlar et al.
2004/0031054	A1	2/2004	Dankworth et al.
2004/0049780	A1	3/2004	Gee
2004/0054551	A1	3/2004	Ausubel et al.
2004/0071209	A1	4/2004	Burg et al.
2004/0083283	A1	4/2004	Sundaram et al.
2004/0093420	A1	5/2004	Gamble
2004/0103444	A1	5/2004	Weinberg et al.
2004/0117427	A1	6/2004	Allen et al.
2004/0136327	A1	7/2004	Sitaraman et al.
2004/0143672	A1	7/2004	Padmanabham et al.
2004/0168052	A1	8/2004	Clisham et al.
2004/0170392	A1	9/2004	Lu et al.
2004/0179032	A1	9/2004	Huang
2004/0199655	A1	10/2004	Davies et al.
2004/0202109	A1	10/2004	Akiyama et al.
2004/0220926	A1	11/2004	Lamkin et al.
2004/0221088	A1	11/2004	Lisitsa et al.
2004/0260701	A1	12/2004	Lehikoinen et al.
2004/0260827	A1	12/2004	Wang
2004/0267956	A1	12/2004	Leon et al.
2005/0015509	A1	1/2005	Sitaraman
2005/0033855	A1	2/2005	Moradi et al.
2005/0055425	A1	3/2005	Lango et al.
2005/0066063	A1	3/2005	Grigorovitch et al.
2005/0076136	A1	4/2005	Cho et al.
2005/0084166	A1	4/2005	Boneh et al.
2005/0108414	A1	5/2005	Taylor et al.
2005/0120107	A1	6/2005	Kagan et al.
2005/0123058	A1	6/2005	Greenbaum et al.
2005/0177618	A1	8/2005	Zimler et al.
2005/0185578	A1	8/2005	Padmanabham et al.
2005/0188051	A1	8/2005	Sneh
2005/0204046	A1	9/2005	Watanabe
2005/0207569	A1	9/2005	Zhang et al.
2005/0251832	A1	11/2005	Chiueh
2005/0262257	A1	11/2005	Major et al.
2006/0010003	A1	1/2006	Kruse
2006/0059223	A1	3/2006	Klemets et al.
2006/0075446	A1	4/2006	Klemets et al.
2006/0080718	A1	4/2006	Gray et al.
2006/0130118	A1	6/2006	Damm
2006/0133809	A1	6/2006	Chow et al.
2006/0165166	A1	7/2006	Chou et al.
2006/0168290	A1	7/2006	Doron
2006/0168295	A1	7/2006	Batterberry et al.
2006/0206246	A1	9/2006	Walker
2006/0236219	A1	10/2006	Grigorovitch et al.
2006/0277564	A1	12/2006	Jarman
2007/0024705	A1	2/2007	Richter et al.
2007/0030833	A1	2/2007	Pirzada et al.
2007/0067480	A1	3/2007	Beek et al.
2007/0079325	A1	4/2007	de Heer
2007/0094405	A1	4/2007	Zhang
2007/0204310	A1	8/2007	Hua et al.
2007/0280255	A1	12/2007	Tsang et al.
2008/0022343	A1	1/2008	Hodzic et al.
2008/0028428	A1	1/2008	Jeong et al.
2008/0037527	A1	2/2008	Chan et al.
2008/0046939	A1	2/2008	Lu et al.
2008/0056373	A1	3/2008	Newlin et al.
2008/0086570	A1	4/2008	Dey et al.
2008/0104647	A1	5/2008	Hannuksela
2008/0120330	A1	5/2008	Reed et al.
2008/0120342	A1	5/2008	Reed et al.
2008/0133766	A1	6/2008	Luo
2008/0162713	A1	7/2008	Bowra et al.
2008/0184688	A1	8/2008	Daly et al.
2008/0195744	A1	8/2008	Bowra et al.
2008/0205291	A1	8/2008	Li et al.
2008/0219151	A1	9/2008	Ma et al.
2008/0222235	A1	9/2008	Hurst et al.

(56)

References Cited

U.S. PATENT DOCUMENTS

2008/0263180 A1 10/2008 Hurst et al.
 2008/0281803 A1 11/2008 Gentric
 2009/0043906 A1 2/2009 Hurst et al.
 2009/0055547 A1 2/2009 Kozat et al.
 2009/0055547 A1 2/2009 Hudson et al.
 2009/0210549 A1 8/2009 Hudson et al.
 2010/0098103 A1 4/2010 Xiong et al.
 2010/0262711 A1 10/2010 Bouazizi
 2011/0307545 A1 12/2011 Bouazizi
 2015/0058496 A1 2/2015 Hurst et al.

FOREIGN PATENT DOCUMENTS

EP 0919952 A1 6/1999
 EP 1202487 A2 5/2002
 EP 1298931 A2 4/2003
 EP 139497 A2 3/2004
 EP 1395014 A1 3/2004
 EP 1670256 A2 6/2006
 EP 1777969 4/2007
 EP 1394973 B1 5/2010
 GB 2367219 A 3/2002
 JP 2000-201343 7/2000
 JP 200192752 4/2001
 JP 2004295569 A 10/2004
 JP 2011004225 A 1/2011
 KR 2005000116 A 1/2005
 WO 2001067264 A1 9/2001
 WO 2002045372 A1 6/2002
 WO 0245372 A3 9/2002
 WO 2003009581 A1 1/2003
 WO 03041413 A1 5/2003
 WO 2003041413 A1 5/2003
 WO 2003042856 A1 5/2003
 WO 2004021668 A1 3/2004
 WO 2004025405 A2 3/2004
 WO 2004057832 A1 7/2004
 WO 2006010113 A2 1/2006
 WO 2006086717 A1 8/2006

OTHER PUBLICATIONS

Complainants' Post-Hearing Reply Brief (Redacted) dated Apr. 7, 2022 (105 pages).
 Commission Investigative Staffs Post-Hearing Reply Brief (Redacted) dated Apr. 13, 2022 (42 pages).
 Commission Investigative Staffs Post-Hearing Brief (Redacted) dated Apr. 1, 2022 (311 pages).
 Respondents' Reply Post-Hearing Brief (Redacted) dated Apr. 7, 2022 (106 pages).
 Complainants' Post-Hearing Brief (Redacted) dated Mar. 29, 2022 (326 pages).
 Respondents' Reply to the Commission's Nov. 18, 2022 Request for Written Submissions on the Issues Under Review and on Remedy, the Public Interest, and Bonding (Redacted) dated Dec. 9, 2022 (52 pages).
 [Public Version] Response of the Office of Unfair Import Investigations to the Commission's Request for Written Submissions on the Issues Under Review and on Remedy, Bonding, and the Public Interest (Redacted) dated Dec. 2, 2022 (65 pages).
 Notice of Commission Determination to Review the Final Initial Determination in Part; Request for Written Submissions on the Issues Under Review and on Remedy, the Public Interest, and Bonding dated Nov. 18, 2022 (6 pages).
 Complainants' Opening Submission on the Issues Under Review and on Remedy, the Public Interest, and Bonding (Redacted) dated Dec. 2, 2022 (59 pages).
 Respondents' Response to the Commission's Nov. 18, 2022 Request for Written Submissions on the Issues Under Review and on Remedy, the Public Interest and Bonding (Redacted) dated Dec. 2, 2022 (63 pages).

Complainants' Reply Submission to the Commission's Questions on the Issues Under Review and on Remedy, the Public Interest, and Bonding (Redacted) dated Dec. 9, 2022 (31 pages).

Fujisawa, Hiroshi et al. "Implementaton of Efficient Access Mechanism for Multiple Mirror-Servers" IPSJ SIG Technical Report, vol. 2004, No. 9 (2004-DPS-116), Jan. 30, 2004, Information Processing Society of Japan, pp. 37-12.

Liu, Jiangchuan et al. "Adaptive Video Multicast Over the Internet" IEEE Computer Society, 2003.

"The meaning of performance factor—English-Japanese Weblio Dictionary", [online], Feb. 24, 2012, [searched on Feb. 24, 2012], the Internet <URL:http://ejje.weblio.jp/content/performance+factor>.

Tsuru, et al. "Recent evolution of the Internet measurement and inference techniques", IEICE Technical Report, vol. 103, No. 123, pp. 37-42, Jun. 12, 2003.

Rejaie, Reza et al. "Architectural Considerations for Playback of Quality Adaptive Video Over the Internet" University of Southern California, Information Sciences Institute, 1998.

Roy, Sumit et al. "A System Architecture for Managing Mobile Streaming Media Services" Streaming Media Systems Group, Hewlett-Packard Laboratories, 2003.

Xu, Dongyan et al. "On Peer-to-Peer Media Streaming" Department of Computer Sciences, Purdue University, 2002.

Kozamerink, Franc "Media Streaming Over the Internet—An Over of Delivery Technologies" EBU Technical Review, Oct. 2002.

Lienhart, Rainer et al. "Challenges in Distributed Video Management and Delivery" Intel Corporation, EECS Dept., UC Berkeley, 2000-2002.

Zhang, Xinyan et al. "CoolStreaming/DONet: A Data-Driven Overlay Network for Peer-to-Peer Live Media Streaming" IEEE 2005.

Guo, Yang "DirectStream: A Directory-Based Peer-to-Peer Video Streaming Service" LexisNexis, Elsevier B.V. 2007.

Roy, S., et al., "Architecture of a Modular Streaming Media Server for Content Delivery Networks," 2002 IEEE. Published in the 2003 International Conference on Multimedia and Expo ICME 2003.

Bommaiah, E., et al., "Design and Implementation of a Caching System for Streaming Media over the Internet," 2000 IEEE. Published in RTAS '00 Proceedings of the Sixth IEEE Real Time Technology and Applications Symposium (RTAS 2000), p. 111.

Defendant Jadoo TV, Inc.'s Disclosure of Invalidation Contentions, U.S. N. Dist. Ca. Case No. 5:18-cv-05214-EJD dated Sep. 22, 2020.
 Defendant Jadoo TV, Inc.'s Disclosure of Invalidation Contentions Appendix A, U.S. N. Dist. Ca. Case No. 5:18-cv-05214-EJD dated Sep. 22, 2020.

Balk et al., Adaptive Video Streaming: Pre-Encoded MPEG-4 with Bandwidth Scaling, 44 Computer Networks 415 (Mar. 2004).

Initial Determination on Violation of Section 337 and Recommended Determination on Remedy and Bond US Int'l Trade Commission Investigation No. 337-TA-1265 (Sep. 9, 2022).

Investigation No. 337-TA-1265: Appendix A to Expert Report of Dr. Iain Richardson on Invalidation: Anticipation and Obviousness Over Carmel.

Investigation No. 337-TA-1265: Appendix B to Expert Report of Dr. Iain Richardson on Invalidation: Anticipation and Obviousness Over Akiyama.

Investigation No. 337-TA-1265: Appendix C-1 to Expert Report of Dr. Iain Richardson on Invalidation: Anticipation and Obviousness Over Realnetworks.

Investigation No. 337-TA-1265: Appendix C-2 to Expert Report of Dr. Iain Richardson on Invalidation: Realnetworks Experimentation.

Investigation No. 337-TA-1265: Appendix D to Expert Report of Dr. Iain Richardson on Invalidation: Anticipation and Obviousness Over Klemets.

Investigation No. 337-TA-1265: Exhibit E to Expert Report of Dr. Iain Richardson on Invalidation: Anticipation and Obviousness Over Oplayo.

Investigation No. 337-TA-1265: Appendix F to Expert Report of Dr. Iain Richardson on Invalidation: Anticipation and Obviousness Over Kikuchi.

Investigation No. 337-TA-1265: Appendix G to Expert Report of Dr. Iain Richardson on Invalidation: Anticipation and Obviousness Over Takemura.

(56)

References Cited

OTHER PUBLICATIONS

- Investigation No. 337-TA-1265: Appendix H to Expert Report of Dr. Iain Richardson on Invalidity: Public Use [Redacted].
- Investigation No. 337-TA-1265: Exhibit 1 Dr. Iain Richardson curriculum vitae Dec. 21.
- Investigation No. 337-TA-1265: Richardson Report Exhibit 3: Materials Considered.
- Investigation No. 337-TA-1265: Appendix A to Supplemental Expert Report if Dr. Iain Richardson [Redacted].
- Investigation No. 337-TA-1265: Supplemental Expert Report of Robert L. Stoll.
- Investigation No. 337-TA-1265: Supplemental Expert Report of Dr. Iain Richardson on Invalidity [Redacted].
- Investigation No. 337-TA-1265: Supplemental Rebuttal Expert Report of Kevin Jeffay, PhD, Regarding Validity [Redacted].
- Investigation No. 337-TA-1265: Supplemental Rebuttal Expert Report of Teresa Stanek Rea [Redacted].
- Claim Chart Against U.S. Pat. No. 10,469,554 (“554 patent”) Wang.
- Claim Chart Against U.S. Pat. No. 10,469,554 (“554 patent”) Wu.
- Claim Chart Against U.S. Pat. No. 10,469,554 (“554 patent”) Dey.
- Claim Chart Against U.S. Pat. No. 10,469,554 (“554 patent”) Microsoft.
- Dish—Respondent’s Joint Disclosure of Supplemental Invalidity Contentions in Response to Individual Interrogatories.
- Mirror—Respondents Lululemon Athletica Inc. and Curiouser Products Inc. d/b/a Mirror First Amended Response to Complaint Under Section 337 of the Tariff Act of 1930, As Amended, Statement of Public Interest and Notice of Institution of Investigation.
- Peloton—Respondent Peloton Interactive, Inc.’s First Amended Response to Complaint and to Notice of Investigation.
- Icon—Respondents’ Joint Disclosure of Initial Invalidity Contentions in Response to Individual Interrogatories.
- Respondents’ Notice of Prior Art.
- Icon and Free Motion Fitness, Inc. Verified Response of Icon Health & Fitness, Inc., Free Motion Fitness, Inc., and Nordictack, Inc. to Complaint of Dish DBS Corporation, Dish Technologies L.L.C., and Sling TV L.L.C. and to Notice of Investigation.
- Krasic et al., Quality-Adaptive Media Streaming by Priority Drop, Oregon Graduate Institute, 2001.
- Krasic et al., QoS Scalability for Streamed Media Delivery, Oregon Graduate Institute School of Science & Engineering Technical Report CSE 99-011, Sep. 1999.
- Huang et al., Adaptive Live Video Streaming by Priority Drop, Portland State University PDXScholar, Jul. 21, 2003.
- Walpole et al., A Player for Adaptive MPEG Video Streaming Over the Internet, Oregon Graduate Institute of Science and Technology, Oct. 25, 2012.
- Albanese, Andrew et al. “Priority Encoding Transmission”, TR-94-039, Aug. 1994, 36 pgs, International Computer Science Institute, Berkeley, CA.
- Birney, Bill “Intelligent Streaming”, May 2003, Microsoft.
- Goyal, Vivek K. “Multiple Description Coding: Compression Meets the Network,” Sep. 2001, pp. 74-93, IEEE Signal Processing Magazine.
- ON2 Technologies, Inc. “TrueMotion VP7 Video Codec” White Paper, Document Version 1.0, Jan. 10, 2005.
- Pathan, Al-Mukaddim et al. “A Taxonomy and Survey of Content Delivery Networks” Australia, Feb. 2007, available at <http://www.gridbus.org/reports/CDN-Taxonomy.pdf>.
- Puri, Rohit et al. “Multiple Description Source Coding Using Forward Error Correction Codes,” Oct. 1999, 5 pgs., Department of Electrical Engineering and Computer Science, University of California, Berkeley, CA.
- Wicker, Stephen B. “Error Control Systems for Digital Communication and Storage,” Prentice-Hall, Inc., New Jersey, USA, 1995, parts 1-6.
- Liu, Jiangchuan et al. “Opportunities and Challenges of Peer-to-Peer Internet Video Broadcast,” School of Computing Science, Simon Fraser University, British Columbia, Canada.
- Clement, B. “Move Networks closes \$11.3 Million on First Round VC Funding,” Page One PR, Move Networks, Inc. Press Releases, Feb. 7, 2007, <http://www.move.tv/press/press20070201.html>.
- Move Networks, Inc. “The Next Generation Video Publishing System,” Apr. 11, 2007; <http://www.movenetworks.com/wp-content/uploads/move-networks-publishing-system.pdf>.
- Yoshimura, Takeshi et al. “Mobile Streaming Media CDN Enabled by Dynamic Smil”, NTT DoCoMo, Multimedia Laboratories and Hewlett-Packard Laboratories, dated May 7-11, 2002, ACM 1-58113-449-5/02/0005; <http://www2002.org/CDROM/refereed/515/>.
- Nguyen, T. et al., Multiple Sender Distributed Video Streaming, IEEE Transactions on Multimedia, IEEE Service Center, Piscataway, NJ, US, vol. 6, No. 2, Apr. 1, 2004, pp. 315-326, XP011109142, ISSN 1520-9210, DOI: 10.1109/TMM.2003.822790.
- RealPlayer Plus™ G2 Manual, RealNetworks Inc., Seattle, WA (1998-1999), pp. 1-77.
- Kontothanassis, L. et al., “A Transport Layer for Live Streaming in a Content Delivery Network,” Proceedings of the IEEE, 2004, pp. 1408-1419. (Retrieved Aug. 18, 2021 from <https://www.akamai.com/it/multimedia/documents/technical-publication/a-transport-layer-for-live-streaming-in-a-content-delivery-network-technical-publication.pdf>).
- Dawson, F. “Improving Quality May Help to Boost Streaming Media,” Multichannel News, Dec. 19, 1999, pp. 1-17 (retrieved Aug. 18, 2021 from <https://www.nexttv.com/news/improving-quality-may-help-boost-streaming-media-143325>).
- “InterVu Granted Key Internet Patent,” Bloomberg Business, Dec. 16, 1999 pp. 1-3 (retrieved Aug. 18, 2021 from <https://www.bloomberg.com/press-releases/1999-12-16/intervu-granted-key-internet-patent>).
- “InterVu Streams Ahead Behind the Scenes”, Paul Festa, cnet, Jan. 2, 2002 (retrieved Aug. 18, 2021 from <https://www.cnet.com/news/intervu-streams-ahead-behind-the-scenes/>).
- “Microsoft Announces Beta Release of Windows Media Technologies 4.0,” Apr. 13, 1999, pp. 1-5 (retrieved Aug. 18, 2021 from <https://news.microsoft.com/1999/04/13/microsoft-announces-beta-release-of-windows-media-technologies-4-0/>).
- “Sandpiper Adds RealSystem G2 to its Content Delivery Network,” CBR Staff, Aug. 4, 1999, pp. 1-4 (retrieved Aug. 18, 2021 from https://techmonitor.ai/technology/sandpiper_adds_realsystem_g2_to_its_content_delivery_network).
- “Speedera Posts Another Record Fiscal Year, Revenue Jumps 60 Percent,” BusinessWire Digital Commerce 360, Jul. 14, 2004, pp. 1-5 (retrieved Aug. 18, 2021 from <https://www.digitalcommerce360.com/2004/07/14/speedera-posts-another-record-fiscal-year-revenue-jumps-60-perc/>).
- “Developer Documentation QuickTime 6”, Apple Computer Inc., Cupertino, CA (2002), pp. 1-240.
- “IBM Digital Library Version 2 Expands Its Comprehensive Solution Framework”, Software Announcement, Aug. 12, 1997, pp. 1-26 (retrieved Aug. 18, 2021 from https://www-01.ibm.com/common/ssi/ShowDoc.wss?docURL=/common/ssi/rep_ca/2/897/ENUS297-312/index.html&request_locale=en).
- “Fresh Approach: Axient founder finds another way to make networking pay off”, Y. Tara Teichgraber, Phoenix Business Journal, Jan. 13, 2002, pp. 1-6 (retrieved Aug. 18, 2021 from <https://www.bizjournals.com/phoenix/stories/2002/01/14/story6.html>).
- Mac OS X Server QuickTime Streaming Server 5.0 Administration, Apple Computer Inc., Cupertino, CA (2003), pp. 1-65.
- Respondents Lululemon Athletica Inc. and Curiouser Products Inc. Response to Complaint US Int’l Trade Commission Investigation. No. 337-TA-1265.
- Respondent Peloton Interactive, Inc.’s Response to Complaint US Int’l Trade Commission Investigation. No. 337-TA-1265.
- Verified Response of Icon Health & Fitness, Inc., Free Motion Fitness, Inc., and Nordictack, Inc. to Complaint US Int’l Trade Commission Investigation. No. 337-TA-1265.
- Muntean, G.-M., “A New Adaptive Multimedia Streaming System for All-IP Multi-Service Networks”, IEEE Trans. on Broadcasting, Mar. 2004, pp. 1-10, vol. 50, No. 1.
- Akamai buys InterVu, Feb. 7, 2000.
- Akamai, Akamai Completes Acquisition of Speedera Networks.

(56)

References Cited

OTHER PUBLICATIONS

- Bill Gates Unveils the Next Wave of Digital Media with Windows Media 9 Series, Sep. 3, 2002.
 Darwin Steaming Server Source Code Developer Notes, Jun. 15, 2021, Darwin Steaming Server 2.
 IBM Goes Straight to Video—CNET, Jun. 15, 2021.
 News in Brief: IBM VideoCharger, Dec. 18, 1996.
 Birney, “Intelligent Streaming”, May 21, 2021.
 InterVu & Excalibur Partner to Deliver Live Internet Newscasts—Bloomberg, Dec. 9, 1999.
 Introduction to Streaming Media with RealOne Player, Oct. 1, 2002.
 Macromedia Delivers Macromedia Flash Communication Server MX Breakthrough server unifies communications and applications to deliver live, human interactions on the Internet, Jul. 9, 2002.
 Press Releases: Macromedia Flash Media Server 2 Now Available. Flash Media Server 2 Brings the Power of the Flash Platform to Web Video.
 Move Networks: The Story of a Failure—GigaOm.
 QuickTime 6: Summary of Changes and Enhancements.
 Chou, et al., “Rate-Distortion Optimized Receiver-Driven Streaming over Best-Effort Networks”, IEEE Fourth Workshop on Multimedia Signal Processing, Oct. 3, 2001, pp. 1-10.
 Festa P., RealNetworks tests G2, Jul. 13, 1998.
 RealNetworks Production Guide, with RealOne Player, Oct. 1, 2002.
 RealSystem G2 Production Guide BETA 1 Release.
 Sandpiper Networks Signs Partner Deals—InternetNews, Oct. 7, 1999.
 Topic, M. “Streaming Media Demystified”, McGraw-Hill TELECOM, 2002.
 Gallagher, B., “Streaming Video From End to End”, ITProToday, Compute Engines, Feb. 28, 1999.
 Move Networks: The Fall of Move Networks, Jan. 26, 2010.
 Conklin, G.J., et al. “Video Coding for Streaming Media Delivery on the Internet”, IEEE Trans, on Circuits and Systems for Video Technology, Mar. 3, 2001, pp. 281, vol. 11, No 3.
 Investigation No. 337-TA-1265: Redacted Rebuttal Expert Report of Teresa Stanek Rea.
 Investigation No. 337-TA-1265: Redacted Rebuttal Expert Report of Kevin Jeffay, Phd., Regarding Validity.
 Investigation No. 337-TA-1265: Redacted Expert Report of Dr. Iain Richardson on Invalidity.
 Investigation No. 337-TA-1265: Redacted Expert Report of Robert L. Stoll.
 Letter dated Oct. 12, 2010 from Kevin Sullivan to Kevin Grange and Marcus Liassides RE: Move Networks patent application U.S. Appl. No. 11/673,483 (9 pages).
 Claim Chart Against U.S. Pat. No. 9,407,564 (“564 patent”) Akiyama et al.
 Claim Chart Against U.S. Pat. No. 9,407,564 (“564 patent”) Arye et al.
 Claim Chart Against U.S. Pat. No. 9,407,564 (“564 patent”) Carmel et al.
 Claim Chart Against U.S. Pat. No. 9,407,564 (“564 patent”) Chou et al.
 Claim Chart Against U.S. Pat. No. 9,407,564 (“564 patent”) Durrant et al.
 Claim Chart Against U.S. Pat. No. 9,407,564 (“564 patent”) Gentric.
 Claim Chart Against U.S. Pat. No. 9,407,564 (“564 patent”) Kitamura.
 Claim Chart Against U.S. Pat. No. 9,407,564 (“564 patent”) Klemets et al.
 Claim Chart Against U.S. Pat. No. 9,407,564 (“564 patent”) Oplayo et al.
 Claim Chart Against U.S. Pat. No. 9,407,564 (“564 patent”) QOAS.
 Claim Chart Against U.S. Pat. No. 9,407,564 (“564 patent”) QuickTime Changes.
 Claim Chart Against U.S. Pat. No. 9,407,564 (“564 patent”) QuickTime.
 Claim Chart Against U.S. Pat. No. 9,407,564 (“564 patent”) Ravi.
 Claim Chart Against U.S. Pat. No. 9,407,564 (“564 patent”) RealOne Player.
 Claim Chart Against U.S. Pat. No. 9,407,564 (“564 patent”) Walker.
 Claim Chart Against U.S. Pat. No. 9,407,564 (“564 patent”) Wang.
 Claim Chart Against U.S. Pat. No. 9,407,564 (“564 patent”) Wu.
 Claim Chart Against U.S. Pat. No. 9,407,564 (“564 patent”) RealSystem G2.
 Claim Chart Against U.S. Pat. No. 10,469,554 (“554 patent”) Akiyama et al.
 Claim Chart Against U.S. Pat. No. 10,469,554 (“554 patent”) Ayre.
 Claim Chart Against U.S. Pat. No. 10,469,554 (“554 patent”) Carmel et al.
 Claim Chart Against U.S. Pat. No. 10,469,554 (“554 patent”) Chou et al.
 Claim Chart Against U.S. Pat. No. 10,469,554 (“554 patent”) Durrant et al.
 Claim Chart Against U.S. Pat. No. 10,469,554 (“554 patent”) Gentric.
 Claim Chart Against U.S. Pat. No. 10,469,554 (“554 patent”) Kitamura.
 Claim Chart Against U.S. Pat. No. 10,469,554 (“554 patent”) Klemets.
 Claim Chart Against U.S. Pat. No. 10,469,554 (“554 patent”) Oplayo.
 Claim Chart Against U.S. Pat. No. 10,469,554 (“554 patent”) QOAS.
 Claim Chart Against U.S. Pat. No. 10,469,554 (“554 patent”) QuickTime Changes.
 Claim Chart Against U.S. Pat. No. 10,469,554 (“554 patent”) QuickTime.
 Claim Chart Against U.S. Pat. No. 10,469,554 (“554 patent”) Ravi.
 Claim Chart Against U.S. Pat. No. 10,469,554 (“554 patent”) RealOne Player.
 Claim Chart Against U.S. Pat. No. 10,469,554 (“554 patent”) Walker.
 Appendix H, Appendix H to Expert Report of Dr. Iain Richardson on Invalidity: Public Use (40 pages).
 The Wayback Machine, dated Nov. 8, 2021 (1 page).
 In the Matter of: Certain Fitness Devices, Videotaped Deposition of BYU Broadcasting, Mark Mitchell, dated Dec. 2, 2021 (123 pages).
 The Wayback Machine, bates labeled RESP-PA06323, dated Dec. 7, 2021 (1 page).
 The Wayback Machine, bates labeled RESP-PA06257, dated Nov. 8, 2021 (1 page).
 The Wayback Machine, bates labeled RESP-PA06256, dated Nov. 8, 2021 (1 page).
 Move Media, bates labeled RESP-PA06253, dated Nov. 8, 2021 (1 page).
 The Wayback Machine, bates labeled RESP-PA06252, dated Nov. 8, 2021 (1 page).
 BYU Television, bates labeled RESP-PA06247 to RESP-PA06248, dated Nov. 8, 2021 (2 pages).
 Mitchell Exhibit 13, BYU-TV Live, FAQ, bates labeled RESP-PA06275 to RESP-PA06276, dated Dec. 2, 2021 (2 pages).
 Mitchell Exhibit 12, BYU Television, The Wayback Machine, bates labeled RESP-PA06268- to RESP-PA06269, dated Dec. 2, 2021 (2 pages).
 Mitchell Exhibit 11, BYU Television, The Wayback Machine, bates labeled RESP-PA06272 to RESP-PA06274, dated Dec. 2, 2021 (3 pages).
 Mitchell Exhibit 10, BYU Television, The Wayback Machine, bates labeled RESP-PA06266 to RESP-PA06267, dated Dec. 2, 2021 (2 pages).
 Mitchell Exhibit 7, BYU Television, The Wayback Machine, bates labeled RESP-PA06270 to RESP-PA06271, dated Dec. 2, 2021 (2 pages).
 Mitchell Exhibit 6, bates labeled BYU000012-BYU000013, dated Dec. 2, 2021 (2 pages).

(56)

References Cited

OTHER PUBLICATIONS

Mitchell Exhibit 5, BYU Television, The Wayback Machine, bates labeled RESP-PA06263 to RESP-PA06264, dated Dec. 2, 2021 (2 pages).
Mitchell Exhibit 4, BYU Television, The Wayback Machine, bates labeled RESP-PA06261 to RESP-PA06262, dated Dec. 2, 2021 (2 pages).
Mitchell Exhibit 3, BYU Television, The Wayback Machine, bates labeled BYU000001, dated Dec. 2, 2021 (1 page).
Mitchell Exhibit 2, Conference Summary for the 175th Semiannual General Conference, dated Dec. 2, 2021 (3 pages).
Major Exhibit 62, Official Report of the One Hundred Seventy-fifth Semiannual General Conference of The Church of Jesus Christ of Latter-day Saints, dated Nov. 5, 2021 (128 pages).
In the Matter of: In Re Certain Fitness Devices, Videotaped Deposition of Peloton Interactive, Inc., Drew Major, dated Dec. 17, 2021 (72 pages).

In the Matter of: In Re Certain Fitness Devices and Systems Containing Same, Videotaped Deposition of John Edwards, dated Nov. 12, 2021 (191 pages).
In the Matter of: In Re Certain Fitness Devices and Systems Containing Same, Videotaped Deposition of Robert Drew Major, dated Nov. 5, 2021 (268 pages).
Uncertified Rough Draft Transcript, Deposition of Mark Hurst, vol. 2, dated Dec. 3, 2021 (51 pages).
Hurst Exhibit 68, Move Media, dated Nov. 19, 2021 (1 page).
Bates labeled RESP-PA06326 to RESP-PA06337, dated Dec. 7, 2021 (12 pages).
Bates labeled RESP-PA06255 (1 page).
Bates labeled RESP-PA06254 (1 page).
International Search Report for EP application 20216568.4 dated Apr. 19, 2021 (15 pages).
Response to International Search Report filed with EP application 20216568.4 dated Nov. 19, 2021 (41 pages).
Commission Opinion in the Matter of Certain Fitness Devices, Streaming Components Thereof, and Systems Containing Same [Public Version] dated Mar. 23, 2023 (96 pages).

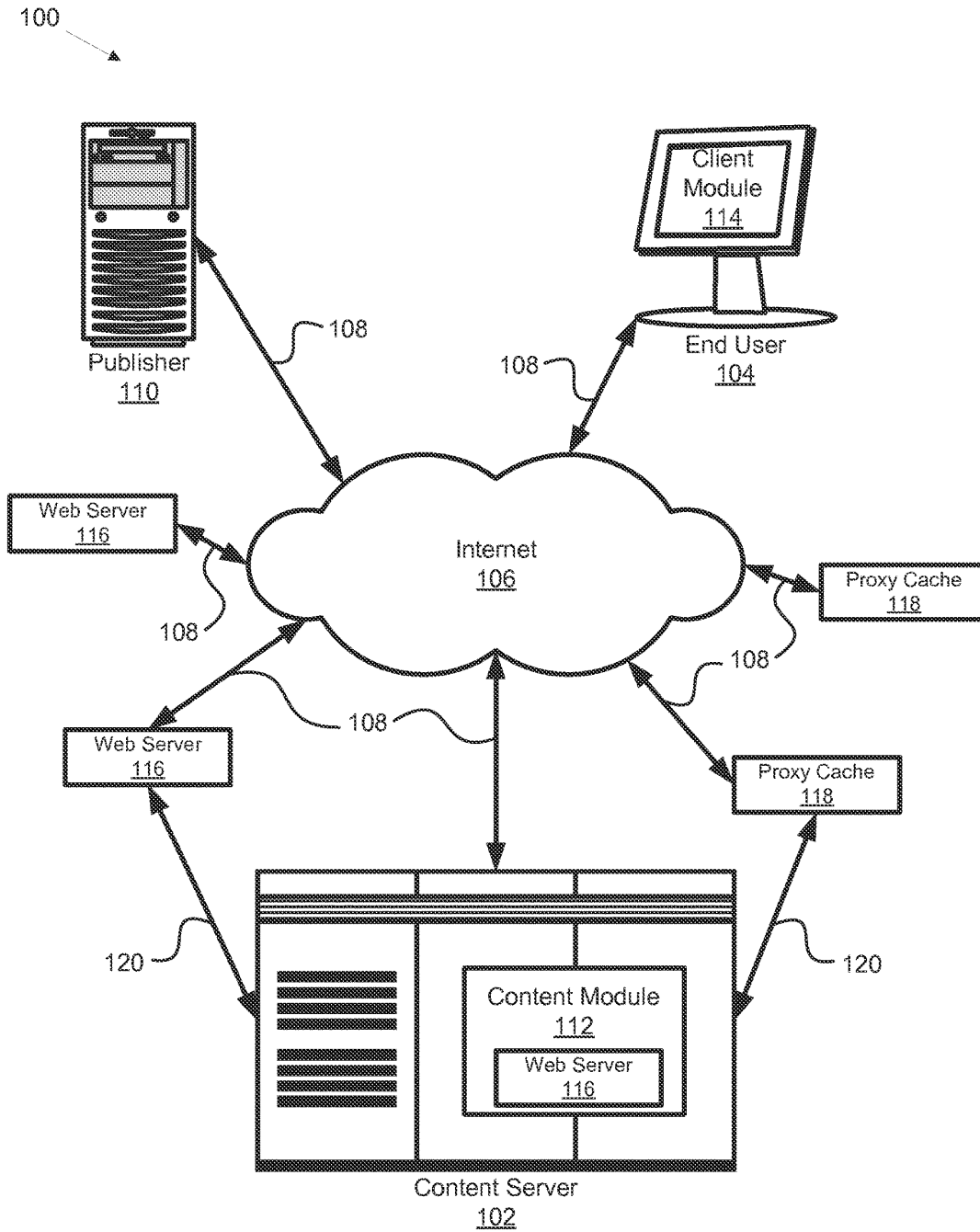


FIG. 1



FIG. 2a

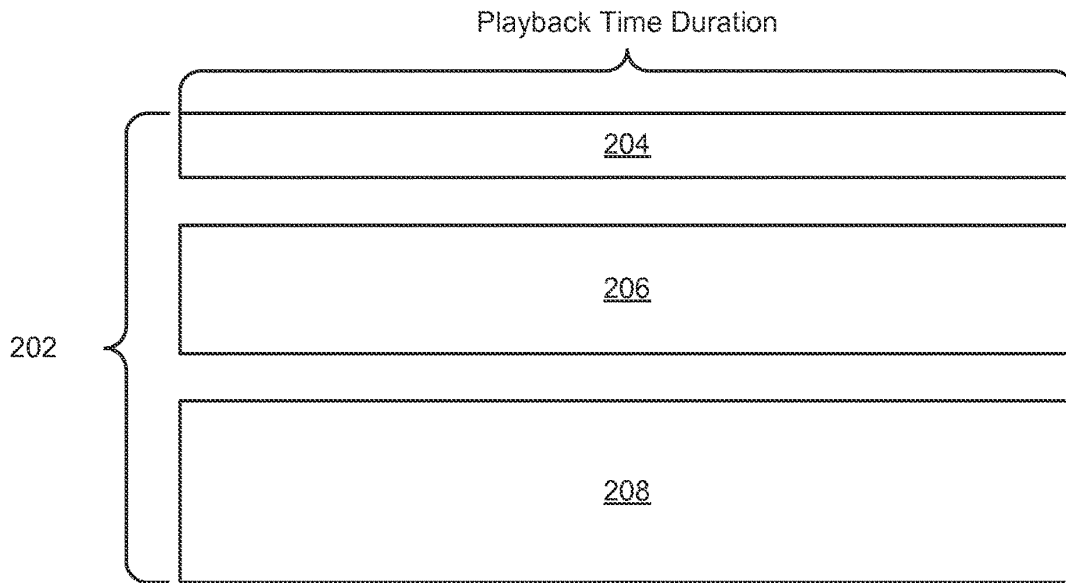


FIG. 2b

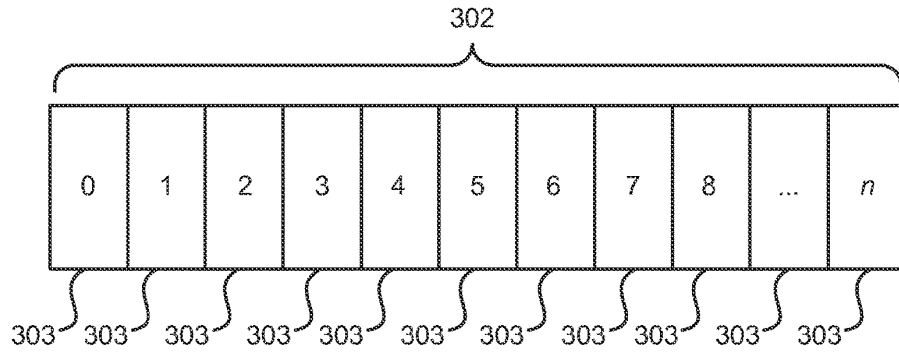


FIG. 3a

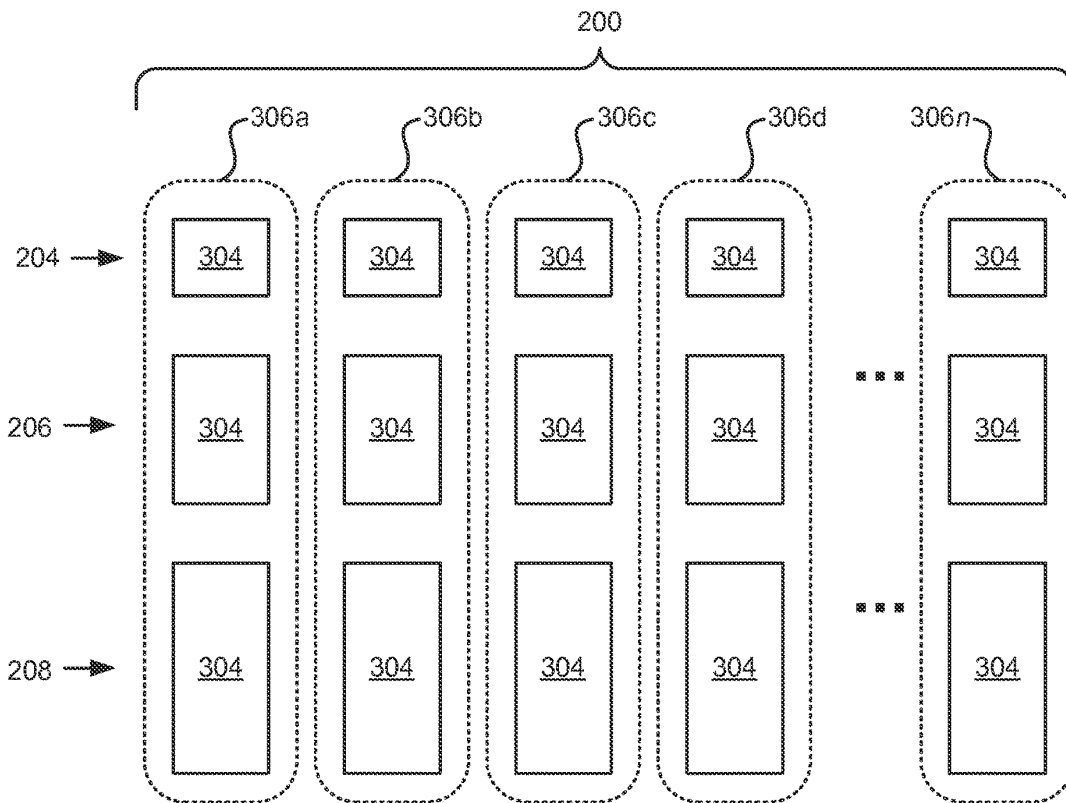


FIG. 3b

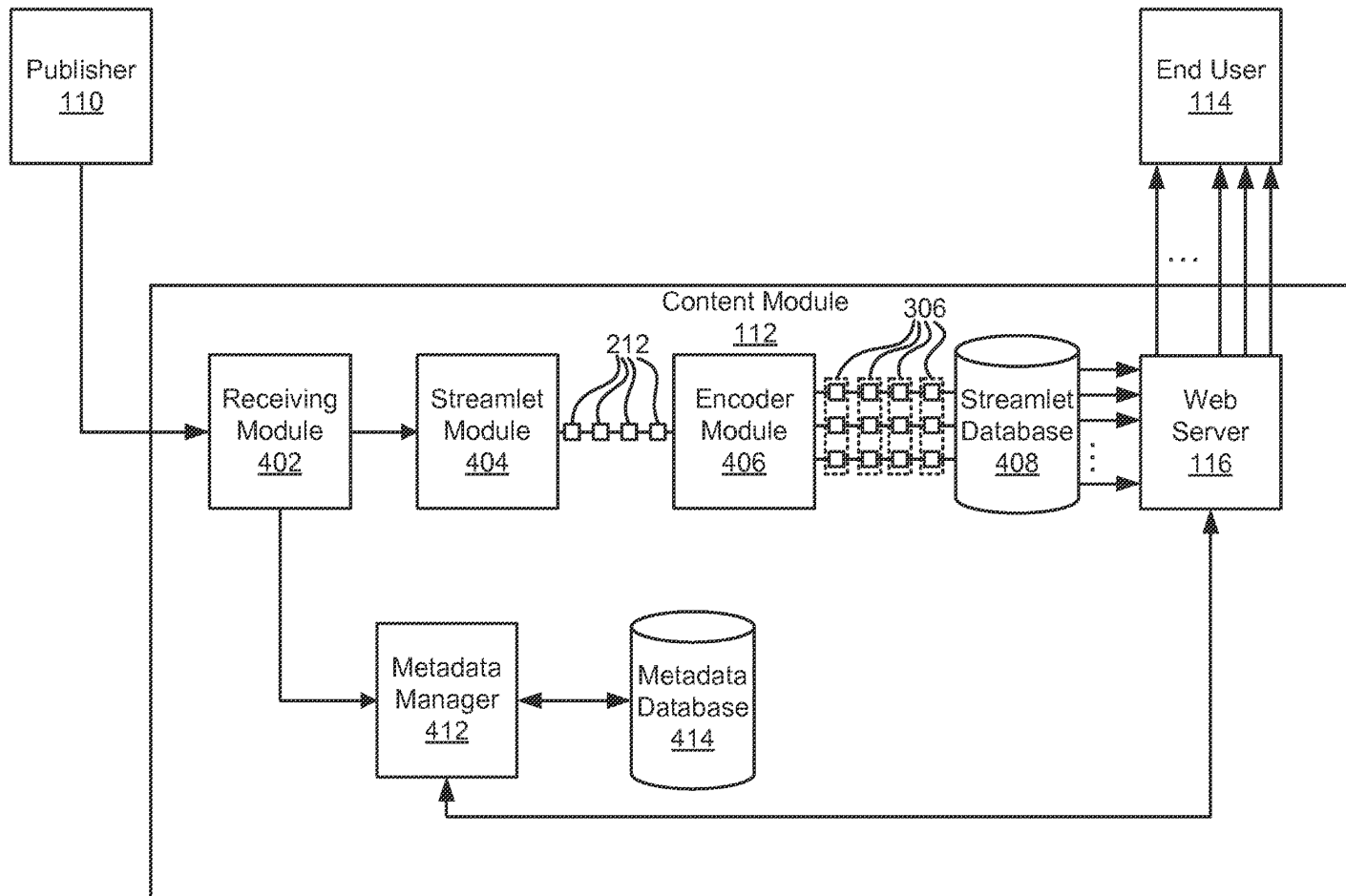


FIG. 4

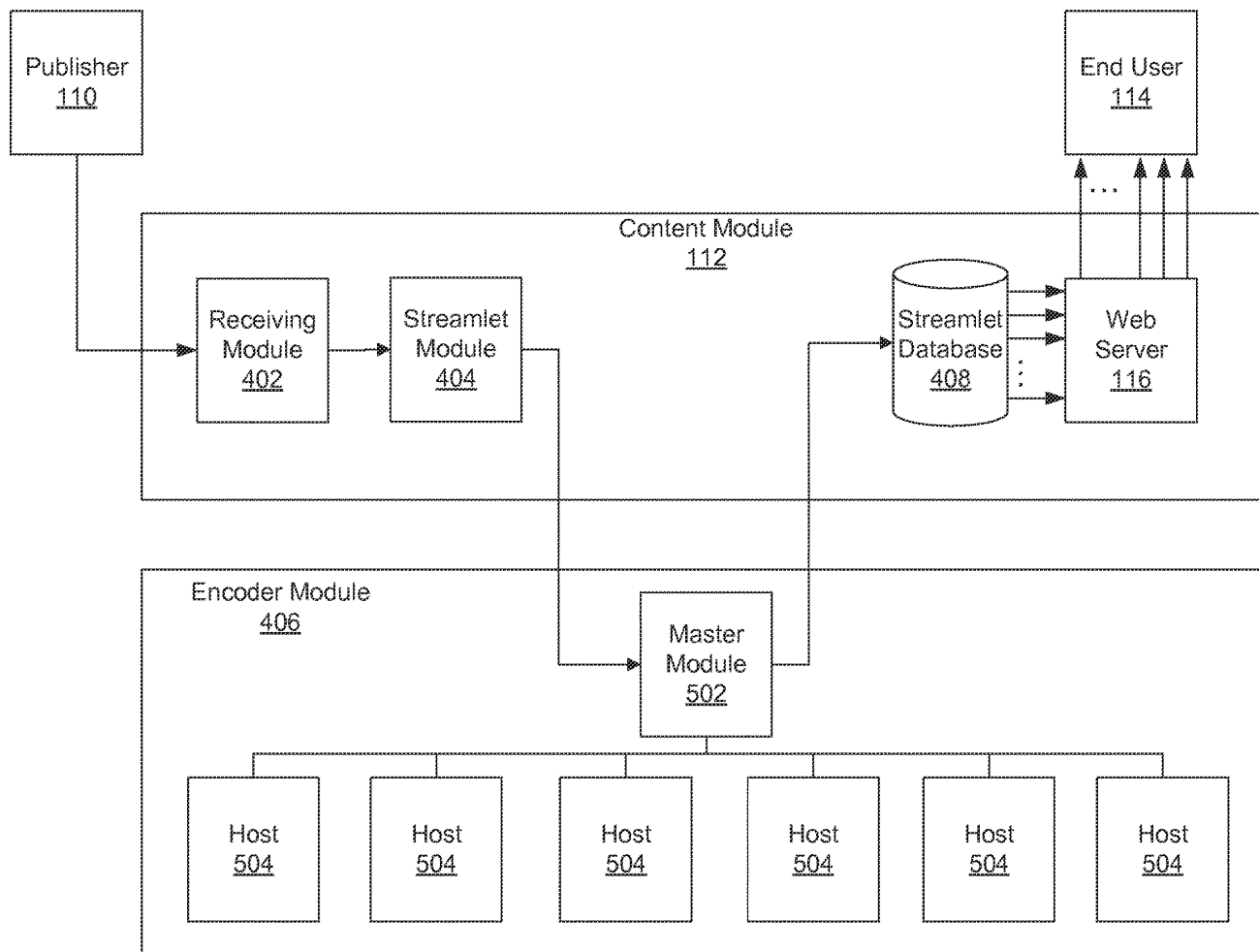


FIG. 5a

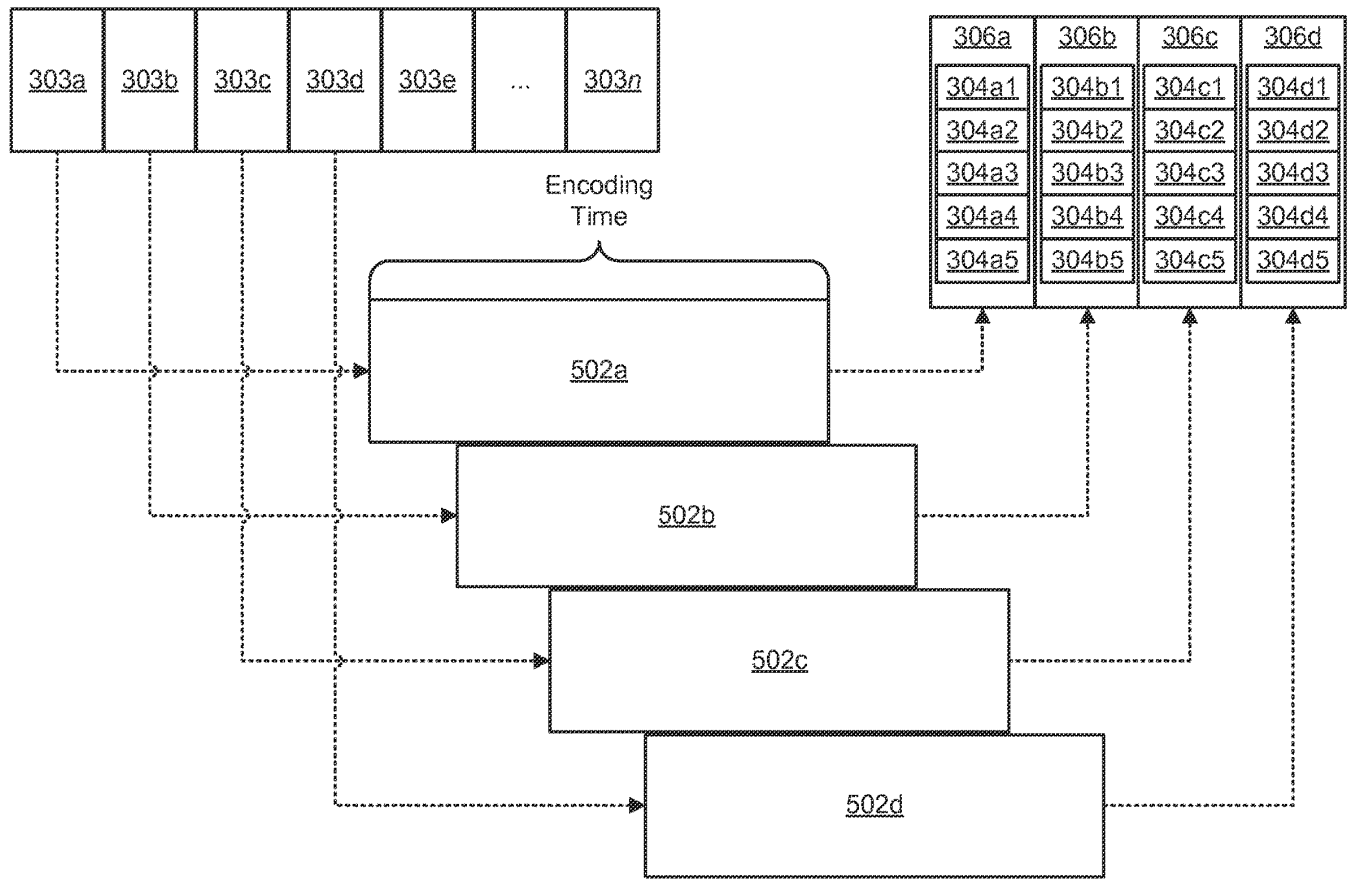


FIG. 5b

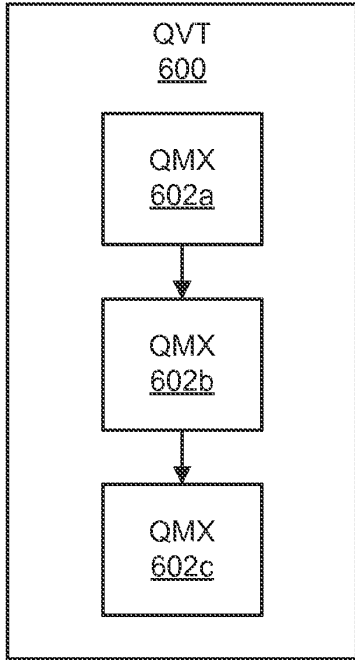


FIG. 6a

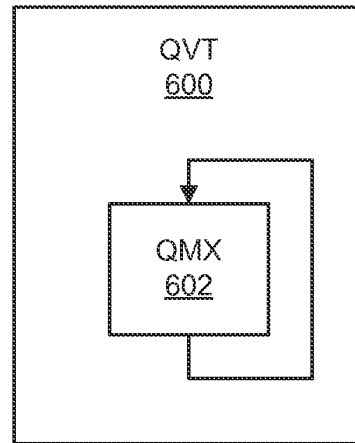


FIG. 6b

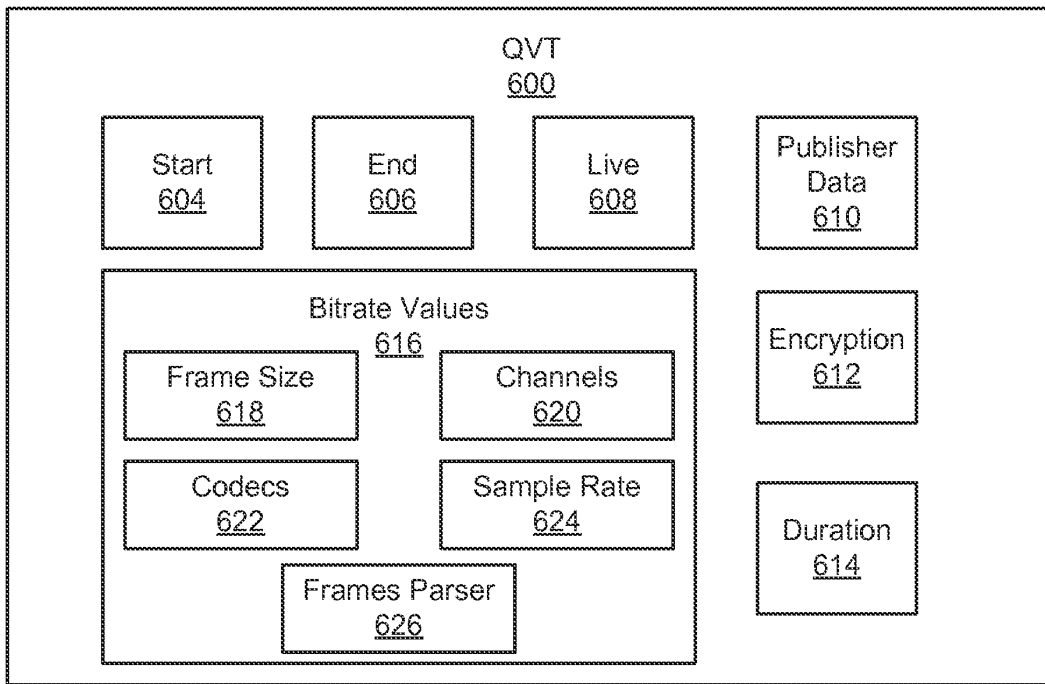


FIG. 6c

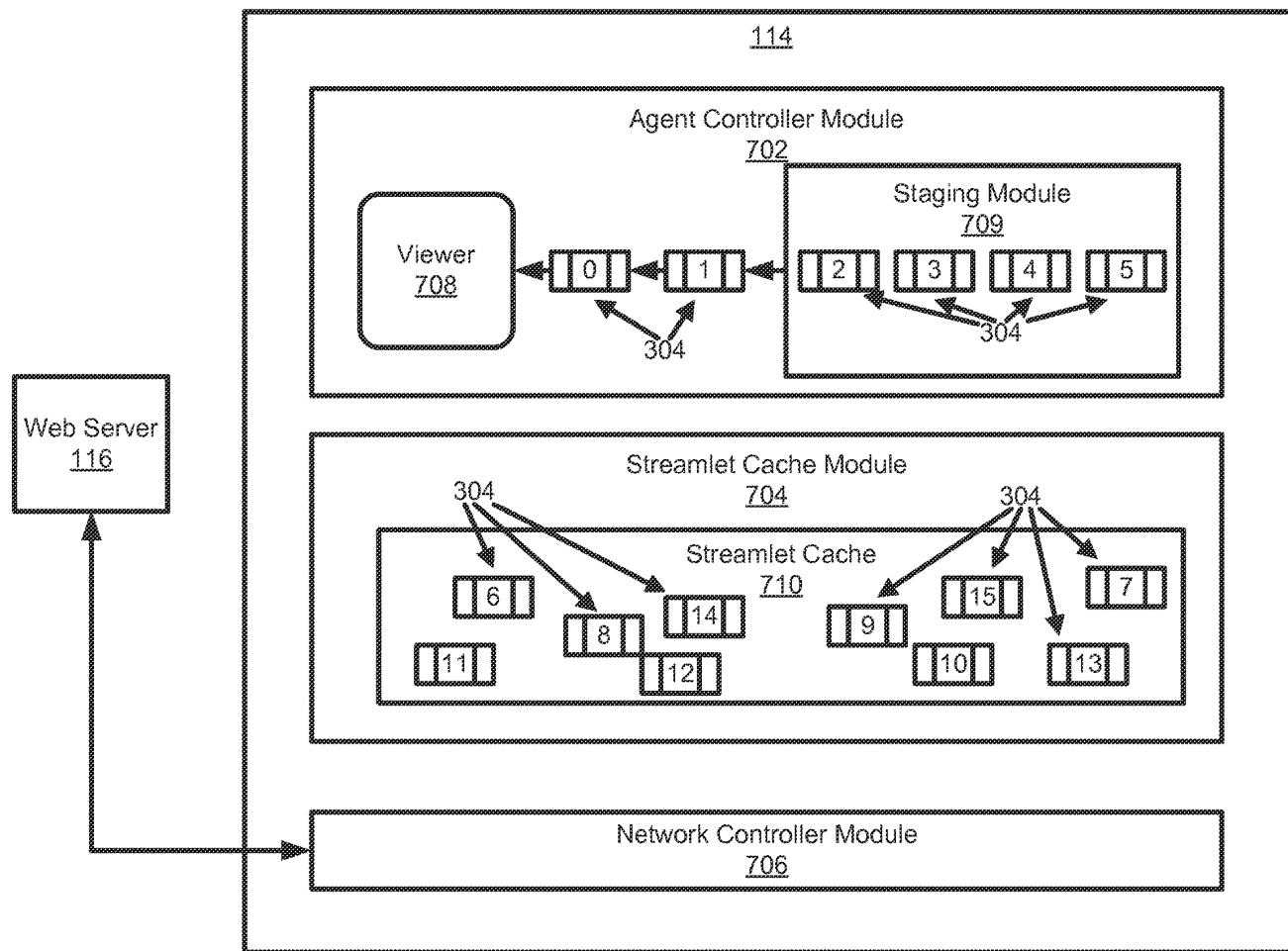


FIG. 7

800 ↘

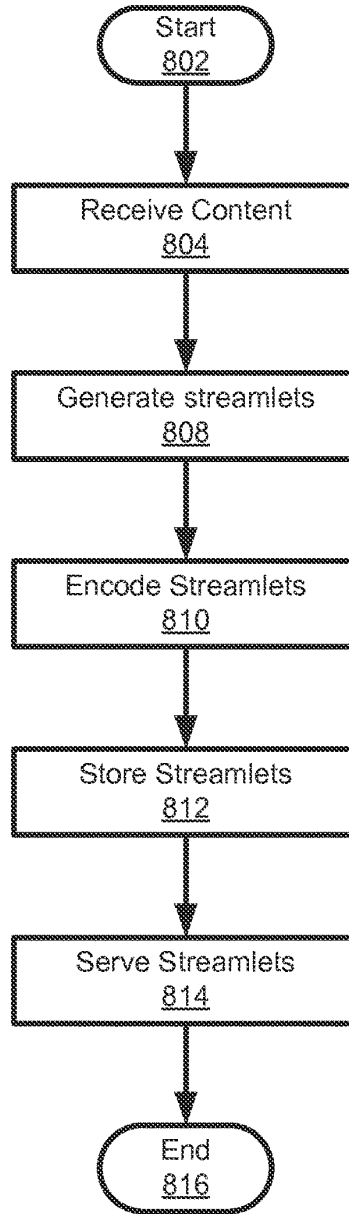


FIG. 8

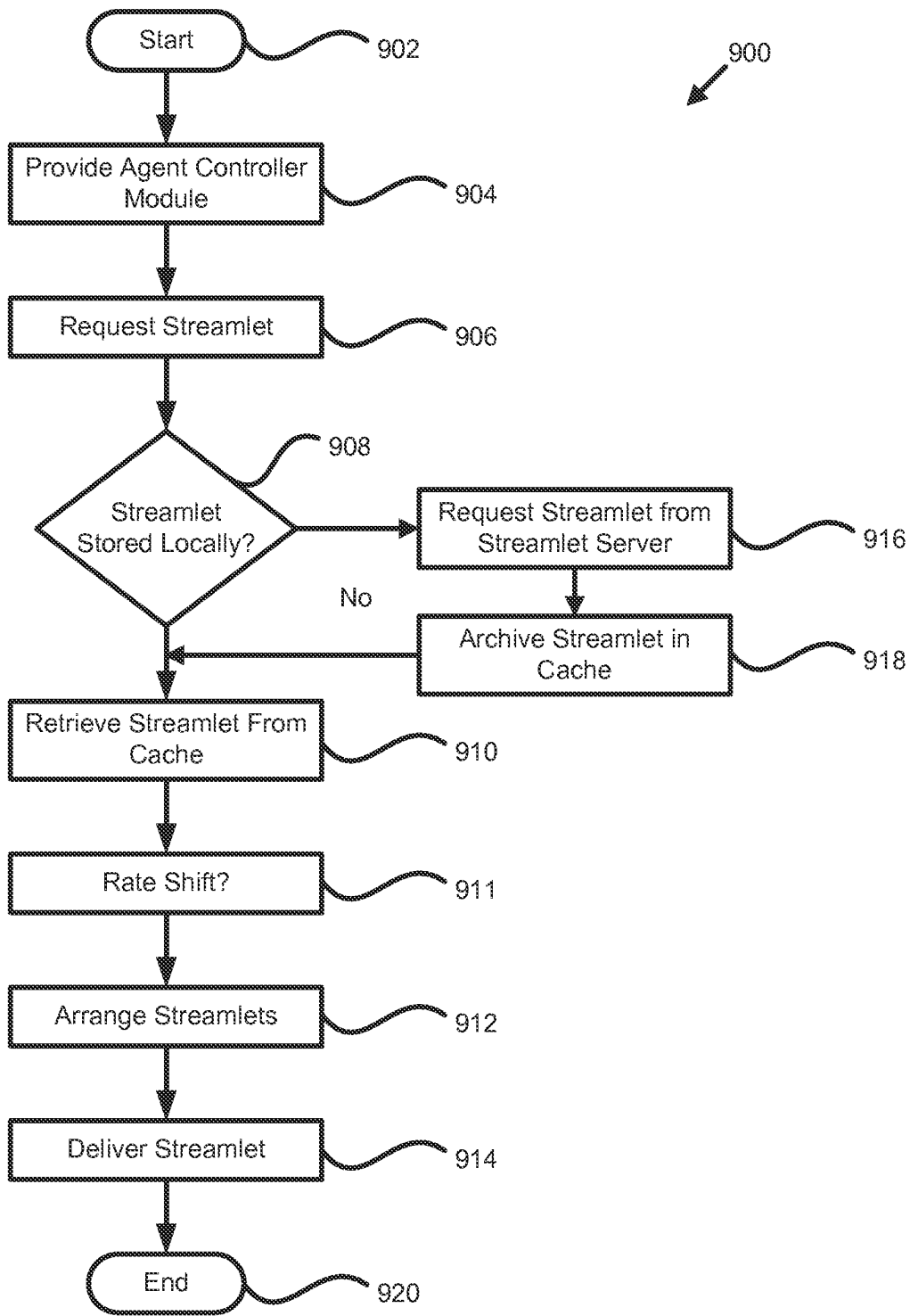


FIG. 9

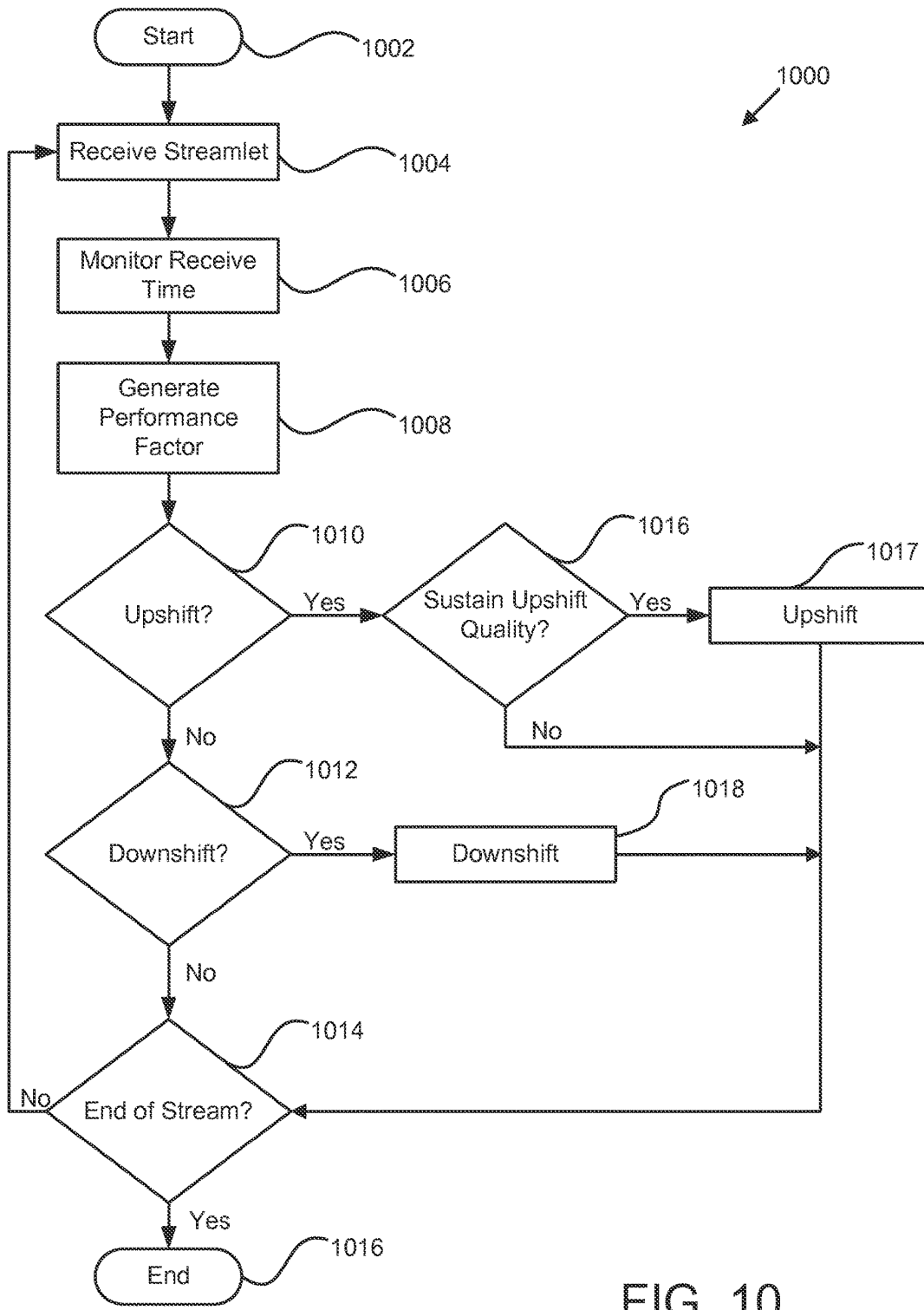


FIG. 10

**APPARATUS, SYSTEM, AND METHOD FOR
MULTI-BITRATE CONTENT STREAMING****CROSS-REFERENCES TO RELATED
APPLICATIONS**

This application is a continuation of U.S. patent application Ser. No. 16/876,579 filed on May 18, 2020 (now U.S. Pat. No. 11,470,138), which is a continuation of Ser. No. 16/004,056 filed on Jun. 8, 2018 (now U.S. Pat. No. 10,659,513), which is a continuation of U.S. patent application Ser. No. 15/414,025 (now U.S. Pat. No. 9,998,516) filed on Jan. 24, 2017, which is a continuation of U.S. patent application Ser. No. 14/719,122 filed on May 21, 2015 (now U.S. Pat. No. 9,571,551), which is a continuation of U.S. patent application Ser. No. 14/106,051 filed on Dec. 13, 2013 (now U.S. Pat. No. 9,071,668), which is a continuation of U.S. patent application Ser. No. 13/617,114, filed on Sep. 14, 2012 (now U.S. Pat. No. 8,612,624), which is a continuation of U.S. patent Ser. No. 12/906,940 filed on Oct. 18, 2010 (now U.S. Pat. No. 8,402,156), which is a continuation of U.S. patent application Ser. No. 11/673,483, filed on Feb. 9, 2007 (now U.S. Pat. No. 7,818,444), which is a continuation-in-part of application Ser. No. 11/116,783, filed on Apr. 28, 2005 (now U.S. Pat. No. 8,868,772), which claims the benefit of U.S. Provisional Application No. 60/566,831, filed on Apr. 31, 2004, all of which are incorporated herein by reference.

BACKGROUND OF THE INVENTION**Field of the Invention**

The invention relates to video streaming over packet switched networks such as the Internet, and more particularly relates to adaptive-rate shifting of streaming content over such networks.

Description of the Related Art

The Internet is fast becoming a preferred method for distributing media files to end users. It is currently possible to download music or video to computers, cell phones, or practically any network capable device. Many portable media players are equipped with network connections and enabled to play music or videos. The music or video files (hereinafter "media files") can be stored locally on the media player or computer, or streamed or downloaded from a server.

"Streaming media" refers to technology that delivers content at a rate sufficient for presenting the media to a user in real time as the data is received. The data may be stored in memory temporarily until played and then subsequently deleted. The user has the immediate satisfaction of viewing the requested content without waiting for the media file to completely download. Unfortunately, the audio/video quality that can be received for real time presentation is constrained by the available bandwidth of the user's network connection. Streaming may be used to deliver content on demand (previously recorded) or from live broadcasts.

Alternatively, media files may be downloaded and stored on persistent storage devices, such as hard drives or optical storage, for later presentation. Downloading complete media files can take large amounts of time depending on the network connection. Once downloaded, however, the content can be viewed repeatedly anytime or anywhere. Media files prepared for downloading usually are encoded with a

higher quality audio/video than can be delivered in real time. Users generally dislike this option, as they tend to want to see or hear the media file instantaneously.

Streaming offers the advantage of immediate access to the content but currently sacrifices quality compared with downloading a file of the same content. Streaming also provides the opportunity for a user to select different content for viewing on an ad hoc basis, while downloading is by definition restricted to receiving a specific content selection in its entirety or not at all. Downloading also supports rewind, fast forward, and direct seek operations, while streaming is unable to fully support these functions. Streaming is also vulnerable to network failures or congestion.

Another technology, known as "progressive downloads," attempts to combine the strengths of the above two technologies. When a progressive download is initiated, the media file download begins, and the media player waits to begin playback until there is enough of the file downloaded that playback can begin with the hope that the remainder of the file will be completely downloaded before playback "catches up." This waiting period before playback can be substantial depending on network conditions, and therefore is not a complete or fully acceptable solution to the problem of media presentation over a network.

Generally, three basic challenges exist with regard to data transport streaming over a network such as the Internet that has a varying amount of data loss. The first challenge is reliability. Most streaming solutions use a TCP connection, or "virtual circuit," for transmitting data. A TCP connection provides a guaranteed delivery mechanism so that data sent from one endpoint will be delivered to the destination, even if portions are lost and retransmitted. A break in the continuity of a TCP connection can have serious consequences when the data must be delivered in real-time. When a network adapter detects delays or losses in a TCP connection, the adapter "backs off" from transmission attempts for a moment and then slowly resumes the original transmission pace. This behavior is an attempt to alleviate the perceived congestion. Such a slowdown is detrimental to the viewing or listening experience of the user and therefore is not acceptable.

The second challenge to data transport is efficiency. Efficiency refers to how well the user's available bandwidth is used for delivery of the content stream. This measure is directly related to the reliability of the TCP connection. When the TCP connection is suffering reliability problems, a loss of bandwidth utilization results. The measure of efficiency sometimes varies suddenly, and can greatly impact the viewing experience.

The third challenge is latency. Latency is the time measure from the client's point-of-view, of the interval between when a request is issued and the response data begins to arrive. This value is affected by the network connection's reliability and efficiency, and the processing time required by the origin to prepare the response. A busy or overloaded server, for example, will take more time to process a request. As well as affecting the start time of a particular request, latency has a significant impact on the network throughput of TCP.

From the foregoing discussion, it should be apparent that a need exists for an apparatus, system, and method that alleviate the problems of reliability, efficiency, and latency. Additionally, such an apparatus, system, and method would offer instantaneous viewing along with the ability to fast forward, rewind, direct seek, and browse multiple streams. Beneficially, such an apparatus, system, and method would

utilize multiple connections between a source and destination, requesting varying bitrate streams depending upon network conditions.

SUMMARY OF THE INVENTION

The present invention has been developed in response to the present state of the art, and in particular, in response to the problems and needs in the art that have not yet been fully solved by currently available content streaming systems. Accordingly, the present invention has been developed to provide an apparatus, system, and method for adaptive-rate content streaming that overcome many or all of the above-discussed shortcomings in the art.

The apparatus for adaptive-rate content streaming is provided with a logic unit containing a plurality of modules configured to functionally execute the necessary steps. These modules in the described embodiments include a receiving module configured to receive media content, a streamlet module configured to segment the media content and generate a plurality of sequential streamlets, and an encoding module configured to encode each streamlet as a separate content file.

The encoding module is further configured to generate a set of streamlets for each of the sequential streamlets. Each streamlet may comprise a portion of the media content having a predetermined length of time. The predetermined length of time may be in the range of between about 0.1 and 5 seconds.

In one embodiment, a set of streamlets comprises a plurality of streamlets having identical time indices, and each streamlet of the set of streamlets has a unique bitrate. The receiving module is configured to convert the media content to raw audio or raw video. The encoding module may include a muster module configured to assign an encoding job to one of a plurality of host computing modules in response to an encoding job completion bid. The job completion bid may be based on a plurality of computing variables selected from a group consisting of current encoding job completion percentage, average encoding job completion time, processor speed, and physical memory capacity.

A system of the present invention is also presented for adaptive-rate content streaming. In particular, the system, in one embodiment, includes a receiving module configured to receive media content, a streamlet module configured to segment the media content and generate a plurality of sequential streamlets, each streamlet comprising a portion of the media content having a predetermined length of time, and an encoding module configured to encode each streamlet as a separate content file and generate a set of streamlets.

The system also includes a plurality of streamlets having identical time indices and each streamlet of the set of streamlets having a unique bitrate. The encoding module comprises a master module configured to assign an encoding job to one of a plurality of host computing modules in response to an encoding job completion bid.

A method of the present invention is also presented for adaptive-rate content streaming. In one embodiment, the method includes receiving media content, segmenting the media content and generating a plurality of sequential streamlets, and encoding each streamlet as a separate content file.

The method also includes segmenting the media content into a plurality of streamlets, each streamlet comprising a portion of the media content having a predetermined length of time. In one embodiment, the method includes generating

a set of streamlets comprising a plurality of streamlets having identical time indices, and each streamlet of the set of streamlets having a unique bitrate.

Furthermore, the method may include converting the media content to raw audio or raw video, and segmenting the content media into a plurality of sequential streamlets. The method further comprises assigning an encoding job to one of a plurality of host computing modules in response to an encoding job completion bid, and submitting an encoding job completion bid based on a plurality of computing variables.

Reference throughout this specification to features, advantages, or similar language does not imply that all of the features and advantages that may be realized with the present invention should be or are in any single embodiment of the invention. Rather, language referring to the features and advantages is understood to mean that a specific feature, advantage, or characteristic described in connection with an embodiment is included in at least one embodiment of the present invention. Thus, discussion of the features and advantages, and similar language, throughout this specification may, but do not necessarily, refer to the same embodiment.

Furthermore, the described features, advantages, and characteristics of the invention may be combined in any suitable manner in one or more embodiments. One skilled in the relevant art will recognize that the invention may be practiced without one or more of the specific features or advantages of a particular embodiment. In other instances, additional features and advantages may be recognized in certain embodiments that may not be present in all embodiments of the invention.

These features and advantages of the present invention will become more fully apparent from the following description and appended claims, or may be learned by the practice of the invention as set forth hereinafter.

BRIEF DESCRIPTION OF THE DRAWINGS

In order that the advantages of the invention will be readily understood, a more particular description of the invention briefly described above will be rendered by reference to specific embodiments that are illustrated in the appended drawings. Understanding that these drawings depict only typical embodiments of the invention and are not therefore to be considered to be limiting of its scope, the invention will be described and explained with additional specificity and detail through the use of the accompanying drawings, in which:

FIG. 1 is a schematic block diagram illustrating one embodiment of a system for dynamic rate shifting of streaming content in accordance with the present invention;

FIG. 2a is a schematic block diagram graphically illustrating one embodiment of a media content file;

FIG. 2b is a schematic block diagram illustrating one embodiment of a plurality of streams having varying degrees of quality and bandwidth;

FIG. 3a is a schematic block diagram illustrating one embodiment of a stream divided into a plurality of source streamlets;

FIG. 3b is a schematic block diagram illustrating one embodiment of sets of streamlets in accordance with the present invention;

FIG. 4 is a schematic block diagram illustrating in greater detail one embodiment of the content module in accordance with the present invention;

5

FIG. 5a is a schematic block diagram illustrating one embodiment of an encoder module in accordance with the present invention;

FIG. 5b is a schematic block diagram illustrating one embodiment of parallel encoding of streamlets in accordance with the present invention;

FIG. 6a is a schematic block diagram illustrating one embodiment of a virtual timeline in accordance with the present invention;

FIG. 6b is a schematic block diagram illustrating an alternative embodiment of a VT in accordance with the present invention;

FIG. 6c is a schematic block diagram illustrating one embodiment of a QMX in accordance with the present invention;

FIG. 7 is a schematic block diagram graphically illustrating one embodiment of a client module in accordance with the present invention;

FIG. 8 is a schematic flow chart diagram illustrating one embodiment of a method for processing content in accordance with the present invention;

FIG. 9 is a schematic flow chart diagram illustrating one embodiment of a method for viewing a plurality of streamlets in accordance with the present invention; and

FIG. 10 is a schematic flow chart diagram illustrating one embodiment of a method for requesting streamlets within an adaptive-rate shifting content streaming environment in accordance with the present invention.

DETAILED DESCRIPTION OF THE INVENTION

Many of the functional units described in this specification have been labeled as modules, in order to more particularly emphasize their implementation independence. For example, a module may be implemented as a hardware circuit comprising custom VLSI circuits or gate arrays, off-the-shelf semiconductors such as logic chips, transistors, or other discrete components. A module may also be implemented in programmable hardware devices such as field programmable gate arrays, programmable array logic, programmable logic devices or the like.

Modules may also be implemented in software for execution by various types of processors. An identified module of executable code may, for instance, comprise one or more physical or logical blocks of computer instructions which may, for instance, be organized as an object, procedure, or function. Nevertheless, the executables of an identified module need not be physically located together, but may comprise disparate instructions stored in different locations which, when joined logically together, comprise the module and achieve the stated purpose for the module.

Indeed, a module of executable code may be a single instruction, or many instructions, and may even be distributed over several different code segments, among different programs, and across several memory devices. Similarly, operational data may be identified and illustrated herein within modules, and may be embodied in any suitable form and organized within any suitable type of data structure. The operational data may be collected as a single data set, or may be distributed over different locations including over different storage devices, and may exist, at least partially, merely as electronic signals on a system or network.

Reference throughout this specification to “one embodiment,” “an embodiment,” or similar language means that a particular feature, structure, or characteristic described in connection with the embodiment is included in at least one

6

embodiment of the present invention. Thus, appearances of the phrases “in one embodiment,” “in an embodiment,” and similar language throughout this specification may, but do not necessarily, all refer to the same embodiment.

Reference to a signal bearing medium may take any form capable of generating a signal, causing a signal to be generated, or causing execution of a program of machine-readable instructions on a digital processing apparatus. A signal bearing medium may be embodied by a transmission line, a compact disk, digital-video disk, a magnetic tape, a Bernoulli drive, a magnetic disk, a punch card, flash memory, integrated circuits, or other digital processing apparatus memory device. In one embodiment, a computer program product including a computer useable medium having a computer readable program of computer instructions stored thereon that when executed on a computer causes the computer to carry out operations for multi-bitrate content streaming as described herein.

Furthermore, the described features, structures, or characteristics of the invention may be combined in any suitable manner in one or more embodiments. In the following description, numerous specific details are provided, such as examples of programming, software modules, user selections, network transactions, database queries, database structures, hardware modules, hardware circuits, hardware chips, etc., to provide a thorough understanding of embodiments of the invention. One skilled in the relevant art will recognize, however, that the invention may be practiced without one or more of the specific details, or with other methods, components, materials, and so forth. In other instances, well-known structures, materials, or operations are not shown or described in detail to avoid obscuring aspects of the invention.

FIG. 1 is a schematic block diagram illustrating one embodiment of a system 100 for dynamic rate shifting of streaming content in accordance with the present invention. In one embodiment, the system 100 comprises a content server 102 and an end user station 104. The content server 102 and the end user station 104 may be coupled by a data communications network. The data communications network may include the Internet 106 and connections 108 to the Internet 106. Alternatively, the content server 102 and the end user 104 may be located on a common local area network, wireless area network, cellular network, virtual local area network, or the like. The end user station 104 may comprise a personal computer (PC), an entertainment system configured to communicate over a network, or a portable electronic device configured to present content. For example, portable electronic devices may include, but are not limited to, cellular phones, portable gaming systems, and portable computing devices.

In the depicted embodiment, the system 100 also includes a publisher 110, and a web server 116. The publisher 110 may be a creator or distributor of content. For example, if the content to be streamed were a broadcast of a television program, the publisher 110 may be a television or cable network channel such as NBC®, or MTV®. Content may be transferred over the Internet 106 to the content server 102, where the content is received by a content module 112. The content module 112 may be configured to receive, process, and store content. In one embodiment, processed content is accessed by a client module 114 configured to play the content on the end user station 104. In a further embodiment, the client module 114 is configured to receive different portions of a content stream from a plurality of locations

simultaneously. For example, the client module 114 may request and receive content from any of the plurality of web servers 116.

Content from the content server 102 may be replicated to other web servers 116 or alternatively to proxy cache servers 118. Replicating may occur by deliberate forwarding from the content server 102, or by a web, cache, or proxy server outside of the content server 102 asking for content on behalf of the client module 114. In a further embodiment, content may be forwarded directly to web 116 or proxy 118 servers through direct communication channels 120 without the need to traverse the Internet 106.

FIG. 2a is a schematic block diagram graphically illustrating one embodiment of a media content (hereinafter "content") file 200. In one embodiment, the content file 200 is distributed by the publisher 110. The content file 200 may comprise a television broadcast, sports event, movie, music, concert, etc. The content file 200 may also be live or archived content. The content file 200 may comprise uncompressed video and audio, or alternatively, video or audio. Alternatively, the content file 200 may be compressed using standard or proprietary encoding schemes. Examples of encoding schemes capable of use with the present invention include, but are not limited to, DivX®, Windows Media Video®, Quicktime Sorenson 3®, On2, OGG Vorbis, MP3, or Quicktime 6.5/MPEG-4® encoded content.

FIG. 2b is a schematic block diagram illustrating one embodiment of a plurality of streams 202 having varying degrees of quality and bandwidth. In one embodiment, the plurality of streams 202 comprises a low quality stream 204, a medium quality stream 206, and a high quality stream 208. Each of the streams 204, 206, 208 is a copy of the content file 200 encoded and compressed to varying bit rates. For example, the low quality stream 204 may be encoded and compressed to a bit rate of 100 kilobits per second (kbps), the medium quality stream 206 may be encoded and compressed to a bit rate of 200 kbps, and the high quality stream 208 may be encoded and compressed to 600 kbps.

FIG. 3a is a schematic block diagram illustrating one embodiment of a stream 302 divided into a plurality of source streamlets 303. As used herein, streamlet refers to any sized portion of the content contained in stream 302, encapsulated as an independent media object. The content in a streamlet 303 may have a unique time index in relation to the beginning of the content contained in stream 302. In one embodiment, the content contained in each streamlet 303 may have a duration of two seconds. For example, streamlet 0 may have a time index of 00:00 representing the beginning of content playback, and streamlet 1 may have a time index of 00:02, and so on. Alternatively, the time duration of the streamlets 304 may be any duration smaller than the entire playback duration of the content in stream 302. In a further embodiment, the streamlets 303 may be divided according to file size instead of a time index and duration.

FIG. 3b is a schematic block diagram illustrating one embodiment of sets 306 of streamlets in accordance with the present invention. As used herein, the term "set" refers to a group of streamlets having identical time indices and durations but varying bitrates. In the depicted embodiment, the set 306a encompasses all streamlets having a time index of 00:00. The set 306a includes encoded streamlets 304 having low, medium, and high 204, 206, 208 bitrates. Of course each set 306 may include more than the depicted three bitrates which are given by way of example only. One

skilled in the art will recognize that any number of streams having different bitrates may be generated from the original content 200.

As described above, the duration of one streamlet 304 may be approximately two seconds. Likewise each set 306 may comprise a plurality of streamlets 304 where each streamlet 304 has a playable duration of two seconds. Alternatively, the duration of the streamlet 304 may be predetermined or dynamically variable depending upon a variety of factors including, but not limited to, network congestion, system specifications, playback resolution and quality, etc. In the depicted embodiment, the content 200 may be formed of the plurality of sets 306. The number of sets 306 may depend on the length of the content 200 and the length or duration of each streamlet 304.

FIG. 4 is a schematic block diagram illustrating in greater detail one embodiment of the content module 112 in accordance with the present invention. The content module 112 may comprise a capture module 402, a streamlet module 404, an encoder module 406, a streamlet database 408, and the web server 116. In one embodiment, the capture module 402 is configured to receive the content file 200 from the publisher 110. The capture module 402 may be configured to "decompress" the content file 200. For example, if the content file 200 arrives having been encoded with one of the above described encoding schemes, the capture module 402 may convert the content file 200 into raw audio and/or video. Alternatively, the content file 200 may be transmitted by the publisher in a format 110 that does not require decompression.

The capture module 402 may comprise a capture card configured for TV and/or video capture. One example of a capture card suitable for use in the present invention is the DRC-2500 by Digital Rapids of Ontario, Canada. Alternatively, any capture card capable of capturing audio and video may be utilized with the present invention. In a further embodiment, the capture module 402 is configured to pass the content file to the streamlet module 404.

The streamlet module 404, in one embodiment, is configured to segment the content file 200 and generate source streamlets 303 that are not encoded. As used herein, the term "segment" refers to an operation to generate a streamlet of the content file 200 having a duration or size equal to or less than the duration or size of the content file 200. The streamlet module 404 may be configured to segment the content file 200 into streamlets 303 each having an equal duration. Alternatively, the streamlet module 404 may be configured to segment the content file 200 into streamlets 303 having equal file sizes.

The encoding module 406 is configured to receive the source streamlets 303 and generate the plurality of streams 202 of varying qualities. The original content file 200 from the publisher may be digital in form and may comprise content having a high bit rate such as, for example, 2 mbps. The content may be transferred from the publisher 110 to the content module 112 over the Internet 106. Such transfers of data are well known in the art and do not require further discussion herein. Alternatively, the content may comprise a captured broadcast.

In a further embodiment, the encoding module 406 is configured to generate a plurality of sets 306 of streamlets 304. The sets 306, as described above with reference to FIG. 3b, may comprise streamlets having an identical time index and duration, and a unique bitrate. As with FIG. 3b, the sets 306 and subsequently the plurality of streams 202 may comprise the low quality stream 204, the medium quality stream 206, and the high quality stream 208. Alternatively,

the plurality of streams **202** may comprise any number of streams deemed necessary to accommodate end user bandwidth.

The encoder module **406** is further configured to encode each source streamlet **303** into the plurality of streams **202** and streamlet sets **306** and store the streamlets in the streamlet database **408**. The encoding module **406** may utilize encoding schemes such as DivX®, Windows Media Video 9®, Quicktime 6.5 Sorenson 3®, or Quicktime 6.5/MPEG-4®. Alternatively, a custom encoding scheme may be employed.

The content module **112** may also include a metadata module **412** and a metadata database **414**. In one embodiment, metadata comprises static searchable content information. For example, metadata includes, but is not limited to, air date of the content, title, actresses, actors, length, and episode name. Metadata is generated by the publisher **110**, and may be configured to define an end user environment. In one embodiment, the publisher **100** may define an end user navigational environment for the content including menus, thumbnails, sidebars, advertising, etc. Additionally, the publisher **110** may define functions such as fast forward, rewind, pause, and play that may be used with the content file **200**. The metadata module **412** is configured to receive the metadata from the publisher **110** and store the metadata in the metadata database **414**. In a further embodiment, the metadata module **412** is configured to interface with the client module **114**, allowing the client module **114** to search for content based upon at least one of a plurality of metadata criteria. Additionally, metadata may be generated by the content module **112** through automated process(es) or manual definition.

Once the streamlets **304** have been received and processed, the client module **114** may request streamlets **304** using HTTP from the web server **116**. Using a standard protocol such as HTTP eliminates the need for network administrators to configure firewalls to recognize and pass through network traffic for a new, specialized protocol. Additionally, since the client module **114** initiates the request, the web server **116** is only required to retrieve and serve the requested streamlet **304**. In a further embodiment, the client module **114** may be configured to retrieve streamlets **304** from a plurality of web servers **116**.

Each web server **116** may be located in various locations across the Internet **106**. The streamlets **304** may essentially be static files. As such, no specialized media server or server-side intelligence is required for a client module **114** to retrieve streamlets **304**. Streamlets **304** may be served by the web server **116** or cached by cache servers of Internet Service Providers (ISPs), or any other network infrastructure operators, and served by the cache server. Use of cache servers is well known to those skilled in the art, and will not be discussed further herein. Thus, a highly scalable solution is provided that is not hindered by massive amounts of client module **114** requests to the web server **116** at any specific location, especially the web server **116** most closely associated with or within the content module **112**.

FIG. *5a* is a schematic block diagram illustrating one embodiment of an encoder module **406** in accordance with the present invention. In one embodiment, the encoder module **406** may include a master module **502** and a plurality of host computing modules (hereinafter “host”) **504**. The hosts **504** may comprise personal computers, servers, etc. In a further embodiment, the hosts **504** may be dedicated hardware, for example, cards plugged into a single computer.

The master module (hereinafter “master”) **502** is configured to receive streamlets **303** from the streamlet module **404** and stage the streamlet **303** for processing. In one embodiment, the master **502** may decompress each source streamlet **303** to produce a raw streamlet. As used herein, the term “raw streamlet” refers to a streamlet **303** that is uncompressed or lightly compressed to substantially reduce size with no significant loss in quality. A lightly compressed raw streamlet can be transmitted more quickly and to more hosts. Each host **504** is coupled with the master **502** and configured to receive a raw streamlet from the master **502** for encoding. The hosts **504**, in one example, generate a plurality of streamlets **304** having identical time indices and durations, and varying bitrates. Essentially each host **504** may be configured to generate a set **306** from the raw streamlet **503** sent from the master **502**. Alternatively, each host **504** may be dedicated to producing a single bitrate in order to reduce the time required for encoding.

Upon encoding completion, the host **504** returns the set **306** to the master **502** so that the encoding module **406** may store the set **306** in the streamlet database **408**. The master **502** is further configured to assign encoding jobs to the hosts **504**. Each host is configured to submit an encoding job completion bid (hereinafter “bid”). The master **502** assigns encoding jobs depending on the bids from the hosts **504**. Each host **504** generates a bid depending upon a plurality of computing variables which may include, but are not limited to, current encoding job completion percentage, average job completion time, processor speed and physical memory capacity.

For example, a host **504** may submit a bid that indicates that based on past performance history the host **504** would be able to complete the encoding job in 15 seconds. The master **502** is configured to select from among a plurality of bids the best bid and subsequently submit the encoding job to the host **504** with the best bid. As such, the described encoding system does not require that each host **504** have identical hardware but beneficially takes advantage of the available computing power of the hosts **504**. Alternatively, the master **502** selects the host **504** based on a first come first serve basis, or some other algorithm deemed suitable for a particular encoding job.

The time required to encode one streamlet **304** is dependent upon the computing power of the host **504**, and the encoding requirements of the content file **200**. Examples of encoding requirements may include, but are not limited to, two or multi-pass encoding, and multiple streams of different bitrates. One benefit of the present invention is the ability to perform two-pass encoding on a live content file **200**. Typically, in order to perform two-pass encoding prior art systems must wait for the content file to be completed before encoding.

The present invention, however, segments the content file **200** into source streamlets **303** and the two-pass encoding to a plurality of streams **202** may be performed on each corresponding raw streamlet without waiting for a TV show to end, for example. As such, the content module **112** is capable of streaming the streamlets over the Internet shortly after the content module **112** begins capture of the content file **200**. The delay between a live broadcast transmitted from the publisher **110** and the availability of the content depends on the computing power of the hosts **504**.

FIG. *5b* is a schematic block diagram illustrating one embodiment of parallel encoding of streamlets in accordance with the present invention. In one example, the capture module **402** (of FIG. *4*) begins to capture the content file and the streamlet module **404** generates a first streamlet

11

303a and passes the streamlet to the encoding module 406. The encoding module 406 may take 10 seconds, for example, to generate the first set 306a of streamlets 304a (304a1, 304a2, 304a3, etc. represent streamlets 304 of different bitrates). FIG. 5b illustrates the encoding process generically as block 502 to graphically illustrate the time duration required to process a raw or lightly encoded streamlet 303 as described above with reference to the encoding module 406. The encoding module 406 may simultaneously process more than one streamlet 303, and processing of streamlets will begin upon arrival of the streamlet from the capture module 402.

During the 10 seconds required to encode the first streamlet 303a, the streamlet module 404 has generated five additional 2-second streamlets 303b, 303c, 303d, 303e, 303f, for encoding and the master 502 has prepared and staged the corresponding raw streamlets. Two seconds after the first set 306a is available the next set 306b is available, and so on. As such, the content file 200 is encoded for streaming over the Internet and appears live. The 10 second delay is given herein by way of example only. Multiple hosts 504 may be added to the encoding module 406 in order to increase the processing capacity of the encoding module 406. The delay may be shortened to an almost unperceivable level by the addition of high CPU powered systems, or alternatively multiple low powered systems.

A system as described above beneficially enables multi-pass encoding of live events. Multi-pass encoding systems of the prior art require that the entire content be captured (or be complete) because in order to perform multi-pass encoding the entire content must be scanned and processed more than once. This is impossible with prior art systems because content from a live event is not complete until the event is over. As such, with prior art systems, multi-pass encoding can only be performed once the event is over. Streamlets, however, may be encoded as many times as is deemed necessary. Because the streamlet is an encapsulated media object of 2 seconds (for example), multi-pass encoding may begin on a live event once the first streamlet is captured. Shortly after multi-pass encoding of the first streamlet 303a is finished, multi-pass encoding of the second streamlet 303b finishes, and as such multi-pass encoding is performed on a live event and appears live to a viewer.

Any specific encoding scheme applied to a streamlet may take longer to complete than the time duration of the streamlet itself, for example, a very high quality encoding of a 2-second streamlet may take 5 seconds to finish. Alternatively, the processing time required for each streamlet may be less than the time duration of a streamlet. However, because the offset parallel encoding of successive streamlets are encoded by the encoding module at regular intervals (matching the intervals at which the those streamlets are submitted to the encoding module 406, for example 2 seconds) the output timing of the encoding module 406 does not fall behind the real-time submission rate of the unencoded streamlets. Conversely, prior art encoding systems rely on the very fastest computing hardware and software because the systems must generate the output immediately in lock-step with the input. A prior art system that takes 2.1 seconds to encode 2 seconds worth of content is considered a failure. The present invention allows for slower than real-time encoding processes yet still achieves a real-time encoding effect due to the parallel offset pipes.

The parallel offset pipeline approach described with reference to FIG. 5b beneficially allows for long or short encoding times without "falling behind" the live event. Additionally, arbitrarily complex encoding of streamlets to

12

multiple profiles and optimizations only lengthens the encoding time 502 without a perceptible difference to a user because the sets 306 of streamlets 304 are encoded in a time-selective manner so that streamlets are processed at regular time intervals and transmitted at these time intervals.

Returning now to FIG. 5a, as depicted, the master 502 and the hosts 504 may be located within a single local area network, or in other terms, the hosts 504 may be in close physical proximity to the master 502. Alternatively, the hosts 504 may receive encoding jobs from the master 502 over the Internet or other communications network. For example, consider a live sports event in a remote location where it would be difficult to setup multiple hosts. In this example, a master performs no encoding or alternatively light encoding before publishing the streamlets online. The hosts 504 would then retrieve those streamlets and encode the streamlets into the multiple bitrate sets 306 as described above.

Furthermore, hosts 504 may be dynamically added or removed from the encoding module without restarting the encoding job and/or interrupting the publishing of streamlets. If a host 504 experiences a crash or some failure, its encoding work is simply reassigned to another host.

The encoding module 406, in one embodiment, may also be configured to produce streamlets that are specific to a particular playback platform. For example, for a single raw streamlet, a single host 504 may produce streamlets for different quality levels for personal computer playback, streamlets for playback on cell phones with a different, proprietary codec, a small video-only streamlet for use when playing just a thumbnail view of the stream (like in a programming guide), and a very high quality streamlet for use in archiving.

FIG. 6a is a schematic block diagram illustrating one embodiment of a virtual timeline 600 in accordance with the present invention. In one embodiment, the virtual timeline 600 comprises at least one quantum media extension 602. The quantum media extension (hereinafter "QMX") 602 describes an entire content file 200. Therefore, the virtual timeline (hereinafter "VT") 600 may comprise a file that is configured to define a playlist for a user to view. For example, the VT may indicate that the publisher desires a user to watch a first show QMX 602a followed by QMX 602b and QMX 602c. As such, the publisher may define a broadcast schedule in a manner similar to a television station.

FIG. 6b is a schematic block diagram illustrating an alternative embodiment of a VT 600 in accordance with the present invention. In the depicted embodiment, the VT 600 may include a single QMX 602 which indicates that the publisher desires the same content to be looped over and over again. For example, the publisher may wish to broadcast a never-ending infomercial on a website.

FIG. 6c is a schematic block diagram illustrating one embodiment of a QMX 602 in accordance with the present invention. In one embodiment, the QMX 602 contains a multitude of information generated by the content module 112 configured to describe the content file 200. Examples of information include, but are not limited to, start index 604, end index 606, whether the content is live 608, proprietary publisher data 610, encryption level 612, content duration 614 and bitrate values 616. The bitrate values 616 may include frame size 618, audio channel 620 information, codecs 622 used, sample rate 624, and frames parser 626.

A publisher may utilize the QVT 600 together with the QMX 602 in order to prescribe a playback order for users, or alternatively selectively edit content. For example, a publisher may indicate in the QMX 602 that audio should be

13

muted at time index 10:42 or video should be skipped for 3 seconds at time index 18:35. As such, the publisher may selectively skip offensive content without the processing requirements of editing the content.

FIG. 7 is a schematic block diagram graphically illustrating one embodiment of a client module 114 in accordance with the present invention. The client module 114 may comprise an agent controller module 702, a streamlet cache module 704, and a network controller module 706. In one embodiment, the agent controller module 702 is configured to interface with a viewer 708, and transmit streamlets 304 to the viewer 708. Alternatively, the agent controller module 702 may be configured to simply reassemble streamlets into a single file for transfer to an external device such as a portable video player.

In a further embodiment, the client module 114 may comprise a plurality of agent controller modules 702. Each agent controller module 702 may be configured to interface with one viewer 708. Alternatively, the agent controller module 702 may be configured to interface with a plurality of viewers 708. The viewer 708 may be a media player (not shown) operating on a PC or handheld electronic device.

The agent controller module 702 is configured to select a quality level of streamlets to transmit to the viewer 708. The agent controller module 702 requests lower or higher quality streams based upon continuous observation of time intervals between successive receive times of each requested streamlet. The method of requesting higher or lower quality streams will be discussed in greater detail below with reference to FIG. 10.

The agent controller module 702 may be configured to receive user commands from the viewer 708. Such commands may include play, fast forward, rewind, pause, and stop. In one embodiment, the agent controller module 702 requests streamlets 304 from the streamlet cache module 704 and arranges the received streamlets 304 in a staging module 709. The staging module 709 may be configured to arrange the streamlets 304 in order of ascending playback time. In the depicted embodiment, the streamlets 304 are numbered 0, 1, 2, 3, 4, etc. However, each streamlet 304 may be identified with a unique filename.

Additionally, the agent controller module 702 may be configured to anticipate streamlet 304 requests and pre-request streamlets 304. By pre-requesting streamlets 304, the user may fast-forward, skip randomly, or rewind through the content and experience no buffering delay. In a further embodiment, the agent controller module 702 may request the streamlets 304 that correspond to time index intervals of 30 seconds within the total play time of the content. Alternatively, the agent controller module 702 may request streamlets at any interval less than the length of the time index. This enables a "fast-start" capability with no buffering wait when starting or fast-forwarding through content file 200. In a further embodiment, the agent controller module 702 may be configured to pre-request streamlets 304 corresponding to specified index points within the content or within other content in anticipation of the end user 104 selecting new content to view. In one embodiment, the streamlet cache module 704 is configured to receive streamlet 304 requests from the agent controller module 702. Upon receiving a request, the streamlet cache module 704 first checks a streamlet cache 710 to verify if the streamlet 304 is present. In a further embodiment, the streamlet cache module 704 handles streamlet 304 requests from a plurality of agent controller modules 702. Alternatively, a streamlet cache module 704 may be provided for each agent controller module 702. If the requested streamlet 304 is not present in

14

the streamlet cache 410, the request is passed to the network controller module 706. In order to enable fast forward and rewind capabilities, the streamlet cache module 704 is configured to store the plurality of streamlets 304 in the streamlet cache 710 for a specified time period after the streamlet 304 has been viewed. However, once the streamlets 304 have been deleted, they may be requested again from the web server 116.

The network controller module 706 may be configured to receive streamlet requests from the streamlet cache module 704 and open a connection to the web server 116 or other remote streamlet 304 database (not shown). In one embodiment, the network controller module 706 opens a TCP/IP connection to the web server 116 and generates a standard HTTP GET request for the requested streamlet 304. Upon receiving the requested streamlet 304, the network controller module 706 passes the streamlet 304 to the streamlet cache module 704 where it is stored in the streamlet cache 710. In a further embodiment, the network controller module 706 is configured to process and request a plurality of streamlets 304 simultaneously. The network controller module 706 may also be configured to request a plurality of streamlets, where each streamlet 304 is subsequently requested in multiple parts.

In a further embodiment, streamlet requests may comprise requesting pieces of any streamlet file. Splitting the streamlet 304 into smaller pieces or portions beneficially allows for an increased efficiency potential, and also eliminates problems associated with multiple full-streamlet requests sharing the bandwidth at any given moment. This is achieved by using parallel TCP/IP connections for pieces of the streamlets 304. Consequently, efficiency and network loss problems are overcome, and the streamlets arrive with more useful and predictable timing.

In one embodiment, the client module 114 is configured to use multiple TCP connections between the client module 114 and the web server 116 or web cache. The intervention of a cache may be transparent to the client or configured by the client as a forward cache. By requesting more than one streamlet 304 at a time in a manner referred to as "parallel retrieval," or more than one part of a streamlet 304 at a time, efficiency is raised significantly and latency is virtually eliminated. In a further embodiment, the client module 114 allows a maximum of three outstanding streamlet 304 requests. The client module 114 may maintain additional open TCP connections as spares to be available should another connection fail. Streamlet 304 requests are rotated among all open connections to keep the TCP flow logic for any particular connection from falling into a slow-start or close mode. If the network controller module 706 has requested a streamlet 304 in multiple parts, with each part requested on mutually independent TCP/IP connections, the network controller module 706 reassembles the parts to present a complete streamlet 304 for use by all other components of the client module 114.

When a TCP connection fails completely, a new request may be sent on a different connection for the same streamlet 304. In a further embodiment, if a request is not being satisfied in a timely manner, a redundant request may be sent on a different connection for the same streamlet 304. If the first streamlet request's response arrives before the redundant request response, the redundant request can be aborted. If the redundant request response arrives before the first request response, the first request may be aborted.

Several streamlet 304 requests may be sent on a single TCP connection, and the responses are caused to flow back in matching order along the same connection. This elimi-

nates all but the first request latency. Because multiple responses are always being transmitted, the processing latency of each new streamlet 304 response after the first is not a factor in performance. This technique is known in the industry as "pipelining." Pipelining offers efficiency in request-response processing by eliminating most of the effects of request latency. However, pipelining has serious vulnerabilities. Transmission delays affect all of the responses. If the single TCP connection fails, all of the outstanding requests and responses are lost. Pipelining causes a serial dependency between the requests.

Multiple TCP connections may be opened between the client module 114 and the web server 116 to achieve the latency-reduction efficiency benefits of pipelining while maintaining the independence of each streamlet 304 request. Several streamlet 304 requests may be sent concurrently, with each request being sent on a mutually distinct TCP connection. This technique is labeled "virtual pipelining" and is an innovation of the present invention. Multiple responses may be in transit concurrently, assuring that communication bandwidth between the client module 114 and the web server 116 is always being utilized. Virtual pipelining eliminates the vulnerabilities of traditional pipelining. A delay in or complete failure of one response does not affect the transmission of other responses because each response occupies an independent TCP connection. Any transmission bandwidth not in use by one of multiple responses (whether due to delays or TCP connection failure) may be utilized by other outstanding responses.

A single streamlet 304 request may be issued for an entire streamlet 304, or multiple requests may be issued, each for a different part or portion of the streamlet. If the streamlet is requested in several parts, the parts may be recombined by the client module 114 streamlet.

In order to maintain a proper balance between maximized bandwidth utilization and response time, the issuance of new streamlet requests must be timed such that the web server 116 does not transmit the response before the client module 114 has fully received a response to one of the previously outstanding streamlet requests. For example, if three streamlet 304 requests are outstanding, the client module 114 should issue the next request slightly before one of the three responses is fully received and "out of the pipe." In other words, request timing is adjusted to keep three responses in transit. Sharing of bandwidth among four responses diminishes the net response time of the other three responses. The timing adjustment may be calculated dynamically by observation, and the request timing adjusted accordingly to maintain the proper balance of efficiency and response times.

The schematic flow chart diagrams that follow are generally set forth as logical flow chart diagrams. As such, the depicted order and labeled steps are indicative of one embodiment of the presented method. Other steps and methods may be conceived that are equivalent in function, logic, or effect to one or more steps, or portions thereof, of the illustrated method. Additionally, the format and symbols employed are provided to explain the logical steps of the method and are understood not to limit the scope of the method. Although various arrow types and line types may be employed in the flow chart diagrams, they are understood not to limit the scope of the corresponding method. Indeed, some arrows or other connectors may be used to indicate only the logical flow of the method. For instance, an arrow may indicate a waiting or monitoring period of unspecified duration between enumerated steps of the depicted method.

Additionally, the order in which a particular method occurs may or may not strictly adhere to the order of the corresponding steps shown.

FIG. 8 is a schematic flow chart diagram illustrating one embodiment of a method 800 for processing content in accordance with the present invention. In one embodiment the method 800 starts 802, and the content module 112 receives 804 content from the publisher 110. Receiving content 804 may comprise receiving 804 a digital copy of the content file 200, or digitizing a physical copy of the content file 200. Alternatively, receiving 804 content may comprise capturing a radio, television, cable, or satellite broadcast. Once received 804, the streamlet module 404 generates 808 a plurality of source streamlets 303 each having a fixed duration. Alternatively, the streamlets 303 may be generated with a fixed file size.

In one embodiment, generating 808 streamlets comprises dividing the content file 200 into a plurality of two second streamlets 303. Alternatively, the streamlets may have any length less than or equal to the length of the stream 202. The encoder module 406 then encodes 810 the streamlets 303 into sets 306 of streamlets 304, in a plurality of streams 202 according to an encoding scheme. The quality may be predefined, or automatically set according to end user bandwidth, or in response to pre-designated publisher guidelines.

In a further embodiment, the encoding scheme comprises a proprietary codec such as WMV9®. The encoder module 406 then stores 812 the encoded streamlets 304 in the streamlet database 408. Once stored 812, the web server 116 may then serve 814 the streamlets 304. In one embodiment, serving 814 the streamlets 304 comprises receiving streamlet requests from the client module 114, retrieving the requested streamlet 304 from the streamlet database 408, and subsequently transmitting the streamlet 304 to the client module 114. The method 800 then ends 816.

FIG. 9 is a schematic flow chart diagram illustrating one embodiment of a method 900 for viewing a plurality of streamlets in accordance with the present invention. The method 900 starts and an agent controller module 702 is provided 904 and associated with a viewer 708 and provided with a staging module 709. The agent controller module 702 then requests 906 a streamlet 304 from the streamlet cache module 704. Alternatively, the agent controller module 702 may simultaneously request 906 a plurality of streamlets 304 from the streamlet cache module 704. If the streamlet is stored 908 locally in the streamlet cache 710, the streamlet cache module 704 retrieves 910 the streamlet 304 and sends the streamlet to the agent controller module 702. Upon retrieving 910 or receiving a streamlet, the agent controller module 702 makes 911 a determination of whether or not to shift to a higher or lower quality stream 202. This determination will be described below in greater detail with reference to FIG. 10.

In one embodiment, the staging module 709 then arranges 912 the streamlets 304 into the proper order, and the agent controller module 702 delivers 914 the streamlets to the viewer 708. In a further embodiment, delivering 914 streamlets 304 to the end user comprises playing video and/or audio streamlets on the viewer 708. If the streamlets 304 are not stored 908 locally, the streamlet request is passed to the network controller module 706. The network controller module 706 then requests 916 the streamlet 304 from the web server 116. Once the streamlet 304 is received, the network controller module 706 passes the streamlet to the streamlet cache module 704. The streamlet cache module 704 archives 918 the streamlet. Alternatively, the streamlet cache module 704 then archives 918 the streamlet and

passes the streamlet to the agent controller module 702, and the method 900 then continues from operation 910 as described above.

Referring now to FIG. 10, shown therein is a schematic flow chart diagram illustrating one embodiment of a method 1000 for requesting streamlets 304 within an adaptive-rate shifting content streaming environment in accordance with the present invention. The method 1000 may be used in one embodiment as the operation 911 of FIG. 9. The method 1000 starts and the agent controller module 702 receives 1004 a streamlet 304 as described above with reference to FIG. 9. The agent controller module 702 then monitors 1006 the receive time of the requested streamlet. In one embodiment, the agent controller module 702 monitors the time intervals Δ between successive receive times for each streamlet response. Ordering of the responses in relation to the order of their corresponding requests is not relevant.

Because network behavioral characteristics fluctuate, sometimes quite suddenly, any given Δ may vary substantially from another. In order to compensate for this fluctuation, the agent controller module 702 calculates 1008 a performance ratio r across a window of n samples for streamlets of playback length S . In one embodiment, the performance ratio r is calculated using the equation:

$$r = S \frac{n}{\sum_{i=1}^n \Delta_i}$$

Due to multiple simultaneous streamlet processing, and in order to better judge the central tendency of the performance ratio r , the agent controller module 702 may calculate a geometric mean, or alternatively an equivalent averaging algorithm, across a window of size m , and obtain a performance factor φ :

$$\varphi_{current} = \left(\prod_{j=1}^m r_j \right)^{\frac{1}{m}}$$

The policy determination about whether or not to upshift 1010 playback quality begins by comparing $\varphi_{current}$ with a trigger threshold Θ_{up} . If $\varphi_{current} \geq \Theta_{up}$, then an up shift to the next higher quality stream may be considered 1016. In one embodiment, the trigger threshold Θ_{up} is determined by a combination of factors relating to the current read ahead margin (i.e. the amount of contiguously available streamlets that have been sequentially arranged by the staging module 709 for presentation at the current playback time index), and a minimum safety margin. In one embodiment, the minimum safety margin may be 24 seconds. The smaller the read ahead margin, the larger Θ_{up} is to discourage upshifting until a larger read ahead margin may be established to withstand network disruptions. If the agent controller module 702 is able to sustain 1016 upshift quality, then the agent controller module 702 will upshift 1017 the quality and subsequently request higher quality streams. The determination of whether use of the higher quality stream is sustainable 1016 is made by comparing an estimate of the higher quality stream's performance factor, φ_{higher} , with Θ_{up} . If $\varphi_{higher} \geq \Theta_{up}$ then use of the higher quality stream is considered sustainable. If the decision of whether or not the higher stream rate is sustainable 1016 is "no," the agent controller

module 702 will not attempt to upshift 1017 stream quality. If the end of the stream has been reached 1014, the method 1000 ends 1016.

If the decision on whether or not to attempt upshift 1010 is "no", a decision about whether or not to downshift 1012 is made. In one embodiment, a trigger threshold Θ_{down} is defined in a manner analogous to Θ_{up} . If $\varphi_{current} > \Theta_{down}$, then the stream quality may be adequate, and the agent controller module 702 does not downshift 1018 stream quality. However, if $\varphi_{current} \leq \Theta_{down}$, the agent controller module 702 does downshift 1018 the stream quality. If the end of the stream has not been reached 1014, the agent controller module 702 begins to request and receive 1004 lower quality streamlets and the method 1000 starts again. Of course, the above described equations and algorithms are illustrative only, and may be replaced by alternative streamlet monitoring solutions.

The present invention may be embodied in other specific forms without departing from its spirit or essential characteristics. The described embodiments are to be considered in all respects only as illustrative and not restrictive. The scope of the invention is, therefore, indicated by the appended claims rather than by the foregoing description. All changes which come within the meaning and range of equivalency of the claims are to be embraced within their scope.

What is claimed is:

1. A system for adaptive-rate content streaming of digital content playable on one or more end user stations over the Internet, the system comprising:

at least one storage device storing digital content, the digital content encoded at a plurality of different bit rates creating a plurality of streams including a first bit rate stream, a second bit rate stream, and a third bit rate stream, wherein the first bit rate stream, the second bit rate stream, and the third bit rate stream each comprise a group of streamlets encoded at a respective one of the plurality of different bit rates, each group of streamlets comprising at least first and second streamlets, each of the streamlets corresponding to a portion of the digital content;

wherein at least one of the first bit rate stream, the second bit rate stream, and the third bit rate stream is encoded at a bit rate of no less than 600 kbps; and

wherein the first streamlet of each of the groups of streamlets has the same first duration and encodes the same first temporal portion of the digital content in each of the first bit rate stream, the second bit rate stream, and the third bit rate stream, and wherein the first streamlet of the first bit rate stream encodes the same first temporal portion of the digital content at a different bit rate than the first streamlet of the second bit rate stream and the first streamlet of the third bit rate stream.

2. The system of claim 1, further comprising: a plurality of servers located at different locations across the Internet, each server configured to: receive at least one streamlet request over one or more network connections from one or more end user stations to retrieve the first streamlet storing a portion of the digital content, wherein the at least one streamlet request from the one or more end user stations includes a request for a currently selected first streamlet from one of the first bit rate stream, the second bit rate stream, and the third bit rate stream based upon a determination by the end user station to select a higher or lower bit rate copy of the streams; retrieve from the at least one storage device the requested first streamlet from the currently selected one of the first bit rate stream, the second bit

19

rate stream, and the third bit rate stream; and send the retrieved first streamlet from the currently selected one of the different copies to the requesting one of the end user stations over the one or more network connections.

3. The system of claim 2, wherein the second streamlet of each of the groups of streamlets each has the same second duration and corresponds to the same second portion of the digital content in the first bit rate stream, the second bit rate stream, and the third bit rate stream, the second streamlet of the first bit rate stream having the same bit rate as the first streamlet of the first bit rate stream.

4. The system of claim 3, wherein the first and second durations are different.

5. The system of claim 1, further comprising: a first server configured to: receive at least one streamlet request over one or more network connections from the one or more end user stations to retrieve the first streamlet storing the first temporal portion of the digital content, wherein the at least one streamlet request from the one or more end user stations includes a request for a currently selected first streamlet from one of the first bit rate stream, the second bit rate stream, and the third bit rate stream based upon a determination by the end user station to select a higher or lower bit rate copy of the digital content; retrieve from the at least one storage device the requested first streamlet from the currently selected one of the first bit rate stream, the second bit rate stream, and the third bit rate stream; and send the retrieved first streamlet from the currently selected one of the first bit rate stream, the second bit rate stream, and the third bit rate stream to the requesting one of the end user stations over the one or more network connections.

6. The system of claim 5, wherein the digital content comprises a live event video of a live event, and the first streamlets of the first bit rate stream, the second bit rate stream, and the third bit rate stream are available before the live event is complete.

7. The system of claim 6, wherein the streamlets from the first bit rate stream, the second bit rate stream, and the third bit rate stream of the live event, when played back, are presented in a live stream to a viewer.

8. The system of claim 7, wherein the first server is further configured to: receive at least one virtual timeline request over the one or more network connections from the one or more end user stations to retrieve a virtual timeline; and send the virtual timeline to the requesting one of the end user stations over the one or more network connections.

9. The system of claim 1, further comprising:

an encoding module configured to receive the digital content and encode the streamlets of the first bit rate.

10. The system of claim 9, wherein the encoding module is configured to encode the streamlets of the multiple copies of the digital content in each of the different bit rates using a multi-pass encoding process.

11. An end user station comprising:

a processor;

a digital processing apparatus memory device comprising non-transitory machine-readable instructions that, when executed, cause the processor to:

establish one or more network connections between the end user station and at least one server, wherein the at least one server is configured to access at least one of a plurality of groups of streamlets of digital content;

wherein the digital content is encoded at a plurality of different bit rates to create a plurality of streams including at least a first bit rate stream, a second bit rate stream, and a third bit rate stream, wherein each

20

of the first bit rate stream, the second bit rate stream, and the third bit rate stream comprises a group of streamlets encoded at the same respective one of the different bit rates, each group comprising at least first and second streamlets, each of the streamlets corresponding to a portion of the digital content;

wherein at least one of the first bit rate stream, the second bit rate stream, and the third bit rate stream is encoded at a bit rate of no less than 600 kbps; and wherein the first streamlets of each of the first bit rate stream, the second bit rate stream and the third bit rate stream each has an equal playback duration and each of the first streamlets encodes the same portion of the digital content at a different one of the different bit rates;

determine whether to select a higher or lower bit rate copy of the stream and based on that determination, select a specific one of the first bit rate stream, the second bit rate stream, and the third bit rate stream; place a first streamlet request to the at least one server over the one or more network connections for the first streamlet of the selected stream;

receive the requested first streamlet from the at least one server via the one or more network connections; and

provide the received first streamlet for output of the digital content to a presentation device.

12. The end user station of claim 11, wherein the non-transitory machine-readable instructions further comprise instructions that cause the processor to:

place a second streamlet request to the at least one server over the one or more network connections for the second streamlet of the selected stream;

receive the requested second streamlet from the at least one server via the one or more network connections; and

arrange the first streamlet and second streamlet in order of ascending presentation time for output of the digital content to the presentation device.

13. The end user station of claim 11, wherein at least some streamlets are requested from the at least one server via a hypertext transfer protocol (HTTP) GET request.

14. The end user station of claim 11, wherein the at least one server comprises at least two servers and wherein at least one streamlet is requested from a first server of the at least one server and at least one other streamlet is requested from a second server of the at least one server other than the first server.

15. The end user station of claim 11, wherein each of the streamlets is requestable by the processor without regard to whether the processor has previously requested other streamlets of the digital content.

16. The end user station of claim 11, wherein at least a plurality of streamlets are separate files stored by the at least one server.

17. The end user station of claim 11, wherein the non-transitory machine-readable instructions further comprise instructions that cause the processor to:

place a second streamlet request to the at least one server over the one or more network connections for a second streamlet of a different bit rate stream, wherein the different bit rate stream comprises a different stream than the selected stream;

receive the requested second streamlet from the at least one server via the one or more network connections;

21

arrange the first streamlet and second streamlet in order of ascending presentation time for output of the digital content to the presentation device.

18. The end user station of claim 16, wherein the non-transitory machine-readable instructions further comprise instructions that cause the processor to:

determine an anticipated inability to receive the digital content at the second bit rate of the second bit rate stream at a rate sufficient for presenting the digital content as the digital content is received, and in response to the determining the anticipated inability, requesting a third streamlet of the first bit rate stream, the third streamlet immediately subsequently adjacent to the second streamlet of the digital content during presentation.

19. The end user station of claim 18, wherein the second streamlet of each of the groups of streamlets each has the same second duration and corresponds to the same second portion of the digital content in the first bit rate stream, the second bit rate stream, and the third bit rate stream, the second streamlet of the first bit rate stream having the same bit rate as the first streamlet of the first bit rate stream.

20. The end user station of claim 12, wherein the streamlets of the first bit rate stream, the second bit rate stream, and the third bit rate stream of the live event are available on a ten second delay.

21. The end user station of claim 12, wherein the processor providing the first received streamlet for playback comprises outputting the first streamlet to a presentation device connected to the end user station.

22. A process executable by one or more servers to stream digital content for playback by one or more end user stations, the process comprising:

storing, by the one or more servers, a plurality of streams including a first bit rate stream, a second bit rate stream, and a third bit rate stream, wherein the first bit rate stream, the second bit rate stream, and the third bit rate stream each comprise a group of streamlets encoded at a respective one of a plurality of different bit rates, each group comprising at least first and second streamlets, each of the streamlets corresponding to a portion of the digital content;

wherein at least one of the first bit rate stream, the second bit rate stream, and the third bit rate stream is encoded at a bit rate of no less than 600 kbps; and

22

wherein the first streamlet of each of the groups of streamlets has the same first duration and encodes the same first temporal portion of the digital content in the first bit rate stream, the second bit rate stream, and the third bit rate stream, the first streamlet of the first bit rate stream having a different one of the different bit rates than the first streamlet of the second bit rate stream and the first streamlet of the third bit rate stream;

receiving at least one streamlet request over one or more network connections from the one or more end user stations to retrieve the first streamlet storing the first temporal portion of the digital content, wherein the at least one streamlet request from the one or more end user stations includes a request for a currently selected first streamlet from one of the first bit rate stream, the second bit rate stream, and the third bit rate stream based upon a determination by the end user station to select a higher or lower bit rate copy of the digital content;

retrieving from the storage device the requested first streamlet from the currently selected one of the first bit rate stream, the second bit rate stream, and the third bit rate stream; and

sending the retrieved first streamlet from the currently selected one of the first bit rate stream, the second bit rate stream, and the third bit rate stream to the requesting one of the end user stations over the one or more network connections.

23. The method of claim 22, wherein a second streamlet of each of the groups of streamlets each has a same second duration and corresponds to a same second temporal portion of the digital content in the first bit rate stream, the second bit rate stream, and the third bit rate stream, the second streamlet of the first bit rate stream having the same bit rate as the first streamlet of the first bit rate stream.

24. The method of claim 23, wherein the first and second durations are different.

25. The method of claim 22, wherein the digital content is a live event, and wherein the first streamlets of the first bit rate stream, the second bit rate stream, and the third bit rate stream are available before the live event is complete.

* * * * *