



US011769910B2

(12) **United States Patent**
Wang et al.

(10) **Patent No.:** US 11,769,910 B2
(45) **Date of Patent:** *Sep. 26, 2023

(54) **ELECTROLYTE AND ELECTROCHEMICAL DEVICE**

(71) Applicant: **NINGDE AMPEREX TECHNOLOGY LIMITED**, Fujian (CN)

(72) Inventors: **Kefei Wang**, Fujian (CN); **Qiao Zeng**, Fujian (CN); **Liangzhen Xiao**, Fujian (CN); **Fei Wu**, Fujian (CN)

(73) Assignee: **NINGDE AMPEREX TECHNOLOGY LIMITED**, Ningde (CN)

(*) Notice: Subject to any disclaimer, the term of this patent is extended or adjusted under 35 U.S.C. 154(b) by 0 days.

This patent is subject to a terminal disclaimer.

(21) Appl. No.: **18/076,882**

(22) Filed: **Dec. 7, 2022**

(65) **Prior Publication Data**
US 2023/0128988 A1 Apr. 27, 2023

Related U.S. Application Data

(63) Continuation of application No. 17/885,915, filed on Aug. 11, 2022, which is a continuation of application (Continued)

(30) **Foreign Application Priority Data**
Sep. 21, 2018 (CN) 201811108529.X

(51) **Int. Cl.**
H01M 4/64 (2006.01)
H01M 4/13 (2010.01)
(Continued)

(52) **U.S. Cl.**
CPC **H01M 10/0566** (2013.01); **H01M 4/13** (2013.01); **H01M 4/64** (2013.01);
(Continued)

(58) **Field of Classification Search**
CPC H01M 10/0525; H01M 10/0567; H01M 10/0569; H01M 4/04; H01M 4/0485; H01M 50/46; H01M 50/50; H01M 50/403
See application file for complete search history.

(56) **References Cited**
U.S. PATENT DOCUMENTS

9,812,739 B2 11/2017 Kefei
2009/0061325 A1 3/2009 Odani et al.
(Continued)

FOREIGN PATENT DOCUMENTS

CN 101640290 A 2/2010
CN 102244294 A 11/2011
(Continued)

OTHER PUBLICATIONS

English Translation of: CN-106848381-A, Hong et al. Jun. 13, 2017.*
(Continued)

Primary Examiner — Kenneth J Douyette
(74) *Attorney, Agent, or Firm* — Maier & Maier, PLLC

(57) **ABSTRACT**
An electrolyte including a dinitrile compound, a trinitrile compound, and propyl propionate. Based on the total weight of the electrolyte, the weight percentage of the dinitrile compound is X, the weight percentage of the trinitrile compound is Y, and the weight percentage of the propyl propionate is Z, wherein, about 2.2 wt % ≤ (X+Y) ≤ about 8 wt %, about 0.1 ≤ (X/Y) ≤ about 2.3, about 5 wt % ≤ Z ≤ about 50 wt %, 1 wt % < Y < 5 wt %, and about 0.02 ≤ (Y/Z) ≤ about 0.3; wherein wherein the dinitrile compound is one or more
(Continued)



Electrode C

compounds selected from the group consisting of butanedinitrile, adiponitrile, and 1,4-dicyano-2-butene; and the trinitrile compound is one or more compounds selected from the group consisting of 1,3,6-hexanetricarbonitrile, 1,2,6-hexanetricarbonitrile and 1,2,3-tris(2-cyanoethoxy)propane.

26 Claims, 3 Drawing Sheets

Related U.S. Application Data

No. 17/064,782, filed on Oct. 7, 2020, now Pat. No. 11,522,222, which is a continuation of application No. 16/211,853, filed on Dec. 6, 2018, now Pat. No. 10,833,363.

- (51) **Int. Cl.**
H01M 10/0566 (2010.01)
H01M 10/0525 (2010.01)
H01M 10/0567 (2010.01)
H01M 10/0569 (2010.01)
- (52) **U.S. Cl.**
 CPC ... *H01M 10/0525* (2013.01); *H01M 10/0567* (2013.01); *H01M 10/0569* (2013.01); *H01M 2300/0025* (2013.01); *H01M 2300/0034* (2013.01); *H01M 2300/0037* (2013.01)

- (56) **References Cited**
 U.S. PATENT DOCUMENTS
 2011/0311864 A1 12/2011 Yamada et al.
 2012/0313570 A1 12/2012 Ohtaniuchi et al.
 2014/0322596 A1 10/2014 Shatunov et al.
 2015/0140446 A1* 5/2015 Li H01M 10/052
 429/199
 2016/0301103 A1 10/2016 Kim et al.
 2017/0018803 A1 1/2017 Wang et al.
 2017/0069934 A1 3/2017 Kim et al.
 2017/0125845 A1 5/2017 Yu et al.
 2017/0288268 A1 10/2017 Kim et al.
 2017/0317385 A1 11/2017 Zhang et al.
 2017/0324116 A1 11/2017 Ohashi
 2017/0346127 A1 11/2017 Zhang et al.
 2017/0346136 A1 11/2017 Wang
 2018/0108947 A9 4/2018 Zhuang
 2018/0233778 A1 8/2018 Park et al.
 2019/0214680 A1 7/2019 Bo et al.
 2019/0245245 A1 8/2019 Zhang et al.

FOREIGN PATENT DOCUMENTS

- CN 102522590 A 6/2012
- CN 103348516 A 10/2013
- CN 103401020 A 11/2013
- CN 103633371 A 3/2014
- CN 103779607 A 5/2014
- CN 103928708 A 7/2014
- CN 103956517 A 7/2014
- CN 104332653 A 2/2015
- CN 104752769 A 7/2015
- CN 104766995 A 7/2015
- CN 104979589 A 10/2015
- CN 105047992 A 11/2015
- CN 105074993 A 11/2015
- CN 105098237 A 11/2015
- CN 105355968 A 2/2016
- CN 105355975 A 2/2016
- CN 105449262 A 3/2016
- CN 105529498 A 4/2016
- CN 105552439 A 5/2016
- CN 105609874 A 5/2016

- CN 105680088 A 6/2016
- CN 105845984 A 8/2016
- CN 105895957 A 8/2016
- CN 106099185 A 11/2016
- CN 106099187 A 11/2016
- CN 104766995 B 3/2017
- CN 106602131 A 4/2017
- CN 106654128 A 5/2017
- CN 106784589 A 5/2017
- CN 106816633 A 6/2017
- CN 106848381 A 6/2017
- CN 107017432 A 8/2017
- CN 107210486 A 9/2017
- CN 107275553 A 10/2017
- CN 107394269 A 11/2017
- CN 107408734 A 11/2017
- CN 103682416 B 2/2018
- CN 108023117 A 5/2018
- CN 108232300 A 6/2018
- CN 108242567 A 7/2018
- CN 108336297 A 7/2018
- CN 109301326 A 2/2019
- CN 109301326 B 11/2020
- JP 2017022108 A 1/2017
- KR 101195931 B1 10/2012
- KR 20170051286 A 5/2017

OTHER PUBLICATIONS

- Extended European Search Report dated Jan. 14, 2020 in European application 19198416.0; 7 pages in English.
- Chinese First Office Action dated Jan. 19, 2020 in Chinese counterpart application 201811108529.X; 12 pages in Chinese.
- Notice of Acceptance of the Request for Invalidation of the Declaration dated Jul. 28, 2022, in corresponding Chinese Application No. 201811108529.X, 44 pages.
- Notice of Acceptance of the Request for Invalidation of the Declaration dated Dec. 9, 2022, in corresponding Chinese Application No. 201811108529.X, 12 pages.
- Notification to Grant Patent Right for Invention dated Nov. 4, 2020, in corresponding Chinese Application No. 201811108529.X, 7 pages.
- Notice of Transmittal of Documents dated Sep. 19, 2022, in corresponding Chinese Application No. 201811108529.X, 82 pages.
- Intention to Grant dated May 14, 2021, in corresponding European Application No. 19198416.0, 56 pages.
- Intention to Grant dated Aug. 19, 2022, in corresponding European Application No. 21183432.0, 61 pages.
- Extended European Search Report dated Oct. 4, 2021, in corresponding European Application No. 21183432.0, 7 pages.
- Extended European Search Report dated Oct. 4, 2021, in corresponding European Application No. 21183436.1, 7 pages.
- Office Action dated Aug. 5, 2022, in corresponding European Application No. 21183436.1, 5 pages.
- Office Action dated Feb. 7, 2023, in corresponding European Application No. 21183436.1, 4 pages.
- Wu et al., "Optimization approach of low temperature electrolyte for lithium-ion batteries", Chinese Battery Industry, Aug. 2017, vol. 21, No. 4, 4 pages with English Abstract provided.
- Yao, "Synthesis of Nitrogenic Ethylene Carbonate", Chemical Engineering and Technology, Master's Thesis, Jun. 2012, 8 pages.
- TCI, "1,3,6-Hexane's Chemical Safety Data Sheet", 2021, 8 pages.
- TCI, "Chemical safety data sheet for ethylene glycol bis (propyl)", 2021, 8 pages.
- Office Action dated May 26, 2020, in related U.S. Appl. No. 16/211,853, 30 pages.
- Notice of Allowance dated Sep. 22, 2020, in related U.S. Appl. No. 16/211,853, 8 pages.
- Office Action dated Mar. 9, 2022, in related U.S. Appl. No. 17/064,782, 30 pages.
- Notice of Allowance dated Aug. 2, 2022, in related U.S. Appl. No. 17/064,782, 8 pages.
- Office Action dated Mar. 9, 2022, in related U.S. Appl. No. 17/064,959, 29 pages.

(56)

References Cited

OTHER PUBLICATIONS

Notice of Allowance dated Aug. 3, 2022, in related U.S. Appl. No. 17/064,959, 8 pages.

* cited by examiner

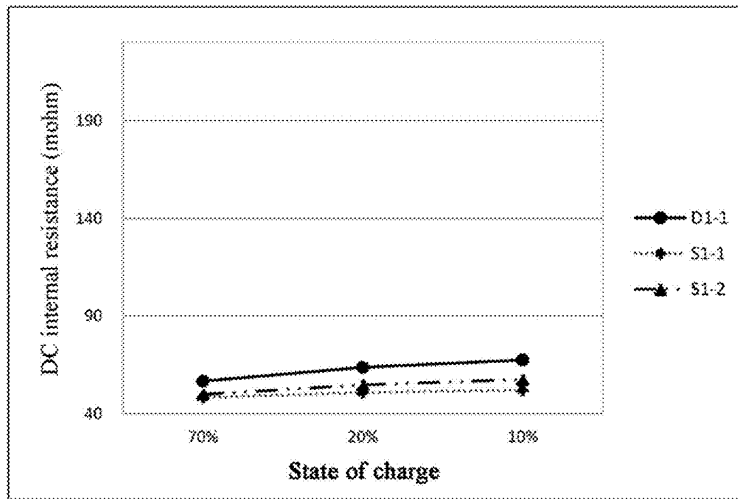


FIG. 1A

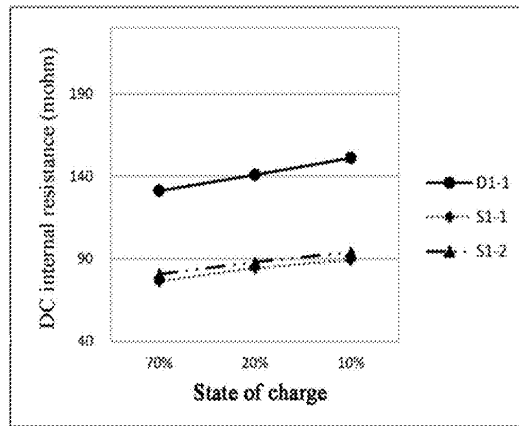


FIG. 1B

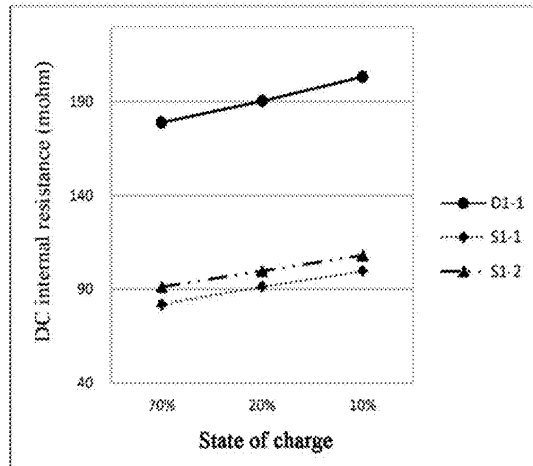


FIG. 1C

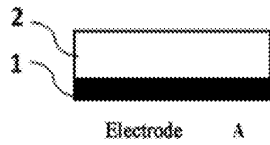


FIG. 2




FIG. 3

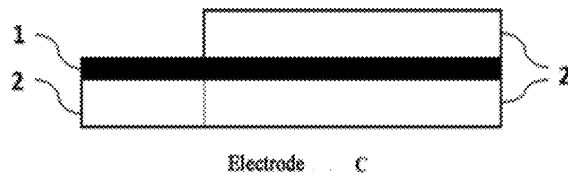


FIG. 4

1

ELECTROLYTE AND ELECTROCHEMICAL DEVICE

CROSS REFERENCE TO THE RELATED APPLICATIONS

The present application is a continuation application of U.S. application Ser. No. 17/885,915, which is a continuation application of U.S. application Ser. No. 17/064,782, now U.S. Pat. No. 11,522,222 and 17/064,782 is a continuation application of U.S. application Ser. No. 16/211,853, now U.S. Pat. No. 10,833,363, where 16/211,853 claims the benefit of priority from China Patent Application No. 201811108529.X, filed on 21 Sep. 2018, the disclosure of which is hereby incorporated by reference in its entirety.

TECHNICAL FIELD

The present disclosure relates to the technical field of energy storage technologies, in particular to an electrolyte and an electrochemical device containing the electrolyte.

BACKGROUND

With the rapid development of electronic devices and electric vehicles, the requirement for high capacity electrochemical devices has grown. In order to increase capacity density of electrochemical devices, there is a need for effective methods to develop high-voltage electrochemical devices.

At present, electrochemical devices with a working voltage above 4.4V have become a hot research area in many research institutes and enterprises. However, at high voltages, the oxidation activity of the positive electrode material increases, and the stability decreases, which makes the electrolyte decompose on the surface of the positive electrode easily or cause deterioration of the battery material, resulting in a decrease in battery capacity. In order to solve the above problems, it is definitely necessary to provide an improved electrochemical device.

SUMMARY

An embodiment of the present application provides an electrolyte and an electrochemical device containing the electrolyte, wherein the electrolyte comprises a compound comprising two cyano groups (herein also referred to as "a dinitrile compound"), a compound comprising three cyano groups (herein also referred to as "a trinitrile compound"), and propyl propionate. The dinitrile compound can form a protective film on the cathode of the electrochemical device, so as to inhibit the decomposition of the solvent in the electrochemical device. However, since the protective film itself is decomposed on the surface of the cathode at a high potential, the effect of inhibiting decomposition of the solvent cannot be sustained for a long time. The present inventors unexpectedly found that by using a mixture of a dinitrile compound, a trinitrile compound and propyl propionate, a firm protective film which is not easily decomposed on the surface of the cathode at a high potential can be formed. The electrolyte according to the embodiment of the present application can effectively inhibit the increase in DC internal resistance of the electrochemical device.

In an embodiment, the present application provides an electrolyte. The electrolyte comprises a dinitrile compound, a trinitrile compound, and propyl propionate, wherein, based on the total weight of the electrolyte, the weight percentage

2

(X) of the dinitrile compound and the weight percentage (Y) of the trinitrile compound based on the total weight of the electrolyte solution meet the conditions represented by Formula (1) and Formula (2):

about $2 \text{ wt } \% \leq (X+Y) \leq \text{about } 11 \text{ wt } \%$ (1); and

about $0.1 \leq (X/Y) \leq \text{about } 8$ (2).

According to an embodiment of the present application, the weight percentage (Y) of the trinitrile compound and the weight percentage (Z) of the propyl propionate based on the total weight of the electrolyte meet the condition represented by Formula (3):

about $0.01 \leq (Y/Z) \leq \text{about } 0.3$ (3).

According to an embodiment of the present application, the weight percentage of the dinitrile compound is X, and X is about 0.01-10 wt %; the weight percentage of the trinitrile compound is Y, and Y is about 0.01-10 wt %; and the weight percentage of the propyl propionate is Z, and Z is about 5-50 wt %. The electrolyte according to the embodiments of the present application can effectively inhibit the increase in DC internal resistance of the electrochemical device, thereby achieving a better effect.

According to an embodiment of the present application, the electrolyte further comprises a fluoroether, wherein based on the total weight of the electrolyte, the content of fluoroether is about 0.01-10 wt %. The fluoroether can form a better protective film with the trinitrile compound, thereby improving the DC internal resistance and the storage performance of the electrochemical device.

According to an embodiment of the present application, the electrolyte further comprises a cyclic phosphonic anhydride, wherein, based on the total weight of the electrolyte, the content of the cyclic phosphonic anhydride is about 0.01-10 wt %. The addition of the cyclic phosphonic anhydride can further inhibit the increase in DC internal resistance during the cycle.

According to an embodiment of the present application, the electrolyte further comprises one selected from the group consisting of: a cyclic carbonate ester having a carbon-carbon double bond, a fluorinated chain carbonate ester, a fluorinated cyclic carbonate ester, a compound having a sulfur-oxygen double bond, and any combination thereof. These compounds can form a firm protective film which is not easily to be decomposed at the electrode interface with the dinitrile compound, the trinitrile compound and propyl propionate, thereby further inhibiting the side reactions in the electrochemical device and reducing the voltage drop during storage of the electrochemical device, so as to improve the long-term storage performance and reliability of the electrochemical device.

In another embodiment, the present application provides an electrochemical device and an electronic device using the electrochemical device. The electrochemical device comprises electrodes and an electrolyte which is any of the electrolyte described above.

According to an embodiment of the present application, the electrode includes a current collector and a coating on the current collector. The coating includes a single-sided coating, a double-sided coating, or a combination thereof. The single-sided coating is a coating formed by applying a slurry on one surface of the current collector. The double-sided coating is a coating formed by applying a slurry on two surfaces of the current collector. The electrode with the single-sided coating has an electrode compaction density D1, and the electrode with the double-sided coating has an

3

electrode compaction density D2, wherein D1 and D2 meet the following relationship: about $0.8 \leq D1/D2 \leq$ about 1.2.

According to an embodiment of the present application, the electrode s include a cathode and an anode. In some embodiments, when the electrode is a cathode, about $3.5 \text{ g/cm}^3 \leq D2 \leq$ about 4.3 g/cm^3 . In some other embodiments, when the electrode is an anode, about $1.2 \text{ g/cm}^3 \leq D2 \leq$ 1.8 g/cm^3 .

In the electrochemical device according to the embodiments of the present application, when the electrolyte of the electrochemical device comprises a compound comprising two cyano groups, a compound comprising three cyano groups, and propyl propionate, and the electrode compaction densities meet the above relationships, the electrode can have good electrical conductivity, the effects of the cathode and anode active materials are well exerted, which is important to controlling the expansion of electrochemical devices. Therefore, the electrochemical device according to the embodiments of the present application achieves high capacity density and has excellent cycle and storage performances.

In another embodiment, the present application provides an electronic device including the electrochemical device.

Additional aspects and advantages of the embodiments of the present application will be partially described, illustrated or explained by way of examples in the description as follows.

BRIEF DESCRIPTION OF THE DRAWINGS

The invention will be described according to the appended drawings in which:

The drawings needed for describing the embodiments of the present application or the prior art will be briefly described below to facilitate the description of the embodiments of the present application. Obviously, the drawings in the following description are only a portion of the embodiments of the present application. For those skilled in the art, the drawings of other embodiments can be obtained according to the structures illustrated in the drawings without creative efforts.

FIG. 1A shows the DC internal resistances of fresh batteries of Examples S1-1 and S1-2 of the present application and Comparative Example D1-1 at different charge states (10% SOC, 20% SOC, and 70% SOC).

FIG. 1B shows the DC internal resistances of batteries of Examples S1-1 and S1-2 of the present application and Comparative Example D1-1 at different charge states (10% SOC, 20% SOC, and 70% SOC) after 200 cycles of charge and discharge.

FIG. 1C shows the DC internal resistances of batteries of Examples S1-1 and S1-2 of the present application and Comparative Example D1-1 at different charge states (10% SOC, 20% SOC, and 70% SOC) after 400 cycles of charge and discharge.

FIG. 2 is a view schematically showing the structure of an electrode A with a single-sided coating of the present application.

FIG. 3 is a view schematically showing the structure of an electrode B with a double-sided coating of the present application.

FIG. 4 is a view schematically showing the structure of an electrode C with a single-sided coating and a double-sided coating of the present application.

DETAILED DESCRIPTION

Embodiments of the present application will be described in detail below. Throughout the specification of the present

4

application, the same or similar components and components having the same or similar functions are denoted by similar reference numerals. The embodiments described herein with respect to the figures are explanatory, and illustrative, and are provided to facilitate the basic understanding of the application. The embodiments of the present application should not be interpreted as limitations to the present application. Unless otherwise expressly indicated, the following terms used herein have the meanings indicated below.

As used herein, the term "about" is used to describe and depict minor variations. When used in connection with an event or circumstance, the term may refer to an example in which the event or circumstance occurs precisely, and an example in which the event or circumstance occurs approximately. For example, when used in connection with a value, the term may refer to a range of variation less than or equal to $\pm 10\%$ of the stated value, such as less than or equal to $\pm 5\%$, less than or equal to $\pm 4\%$, less than or equal to $\pm 3\%$, less than or equal to $\pm 2\%$, less than or equal to $\pm 1\%$, less than or equal to $\pm 0.5\%$, less than or equal to $\pm 0.1\%$, or less than or equal to $\pm 0.05\%$. In addition, amounts, ratios, and other values are sometimes presented in a range format in this application. It is to be understood that such a range format is provided for convenience and simplicity, and should be understood flexibly to include not only the numerical values that are explicitly defined in the range, but also all the individual values or sub-ranges that are included in the range, as if each value and sub-range are explicitly specified.

As used herein, "hydrocarbyl" covers alkyl, alkenyl, and alkylnyl groups. For example, the hydrocarbyl may be a straight-chain hydrocarbon structure having 1 to 20 carbon atoms. The hydrocarbon group also may be a branched or cyclic hydrocarbon structure having 3 to 20 carbon atoms. When a hydrocarbon group having a specific number of carbon atoms is defined, it may cover all geometric isomers having the carbon number. The hydrocarbon group herein may also be a hydrocarbon group having 1 to 15 carbon atoms, a hydrocarbon group having 1 to 10 carbon atoms, a hydrocarbon group having 1 to 5 carbon atoms, a hydrocarbon group having 5 to 20 carbon atoms, a hydrocarbon group having 5 to 15 carbon atoms or a hydrocarbon group having 5 to 10 carbon atoms. Additionally, the hydrocarbon group may be optionally substituted. For example, the hydrocarbon group may be substituted by halo including fluorine, chlorine, bromine, and iodine, an alkyl group, an aryl group or a heteroaryl group.

As used herein, the "alkyl group" may be a linear saturated hydrocarbon structure having 1 to 20 carbon atoms. The alkyl group also may be a branched or cyclic hydrocarbon structure having 3 to 20 carbon atoms. For example, the alkyl group may be an alkyl group having 1-20 carbon atoms, an alkyl group having 1-10 carbon atoms, an alkyl group having 1-5 carbon atoms, an alkyl group having 5-20 carbon atoms, an alkyl group having 5-15 carbon atoms, or an alkyl group having 5-10 carbon atoms. When an alkyl group having a specific number of carbon atoms is defined, it may cover all geometric isomers having the carbon number. Therefore, for example, "butyl" means n-butyl, sec-butyl, isobutyl, tert-butyl and cyclobutyl; and "propyl" includes n-propyl, isopropyl and cyclopropyl. Examples of the alkyl group include, but are not limited to, methyl, ethyl, n-propyl, isopropyl, cyclopropyl, n-butyl, isobutyl, sec-butyl, tert-butyl, cyclobutyl, n-pentyl, isoamyl, neopentyl, cyclopentyl, methylecyclopentyl, ethylecyclopentyl, n-hexyl, isohexyl,

cyclohexyl, n-heptyl, octyl, cyclopropyl, cyclobutyl, norbornanyl and so on. Additionally, the alkyl group may be optionally substituted.

As used herein, the term "alkylene group" means a linear or branched divalent saturated hydrocarbon group. For example, the alkylene group may be an alkylene group having 1-20 carbon atoms, an alkylene group having 1-15 carbon atoms, an alkylene group having 1-10 carbon atoms, an alkylene group having 1-5 carbon atoms, an alkylene group having 5-20 carbon atoms, an alkylene group having 5-15 carbon atoms, or alkylene group having 5-10 carbon atoms. Representative alkylene group includes (for example) methylene, ethane-1,2-diyl ("ethylene"), propane-1,2-diyl, propane-1,3-diyl, butane-1,4-diyl, pentane-1,5-diyl and the like. Additionally, the alkylene group may be optionally substituted.

As used herein, the term "alkenylene group" covers both linear and branched alkenylene groups. When an alkenylene group having a specific number of carbon atoms is defined, it may cover all geometric isomers having the carbon number. For example, the alkenylene group may be an alkenylene group having 2-20 carbon atoms, an alkenylene group having 2-15 carbon atoms, an alkenylene group having 2-10 carbon atoms, an alkenylene group having 2-5 carbon atoms, an alkenylene group having 5-20 carbon atoms, an alkenylene group having 5-15 carbon atoms, or alkenylene group having 5-10 carbon atoms. Representative alkenylene group includes (for example) ethenylene, propenylene, butenylene and the like. Additionally, the alkenylene group may be optionally substituted.

As used herein, the term "aryl" encompasses both monocyclic and polycyclic systems. A polycyclic ring may have two or more rings in which two carbons are shared by two adjacent rings (where the rings are "fused"), in which at least one of the rings is aromatic and other rings may be for example, a cycloalkyl group, a cycloalkenyl group, an aryl group, a heterocyclyl group and/or a heteroaryl group. For example, the aryl group may be a C₆-C₅₀ aryl group, a C₆-C₄₀ aryl group, a C₆-C₃₀ aryl group, a C₆-C₂₀ aryl group, or a C₆-C₁₀ aryl group. Representative aryl group includes (for example) phenyl, methylphenyl, propylphenyl, isopropylphenyl, benzyl and naphthalen-1-yl, naphthalen-2-yl and the like. Additionally, the aryl group may be optionally substituted.

As used herein, the term "heteroaryl group" covers a monocyclic heteroaromatic group which may include one to three heteroatoms, for example, pyrrole, furan, thiophene, imidazole, oxazole, thiazole, triazole, pyrazole, pyridine, pyrazine, pyrimidine, and the like. The term heteroaryl group also includes a polycyclic heteroaromatic system having two or more rings in which two atoms are shared by two adjacent rings (where the ring is "fused"), in which at least one of the rings is a heteroaryl group, and other rings may be a cycloalkyl group, a cycloalkenyl group, an aryl group, a heterocyclyl group and/or a heteroaryl group. The heteroatom in the heteroaryl group may be for example O, S, N, Se, and so on. For example, the heteroaryl group may be a C₂-C₅₀ heteroaryl group, a C₂-C₄₀ heteroaryl group, a C₂-C₃₀ heteroaryl group, a C₂-C₂₀ heteroaryl group, or a C₂-C₁₀ heteroaryl group. Additionally, the aryl group may be optionally substituted.

When the above substituents are substituted, the substituent is selected from the group consisting of halogen, an alkyl group, a cycloalkyl group, an alkenyl group, an aryl group, and a heteroaryl group.

As used herein, the content of each component is obtained based on the total weight of the electrolyte.

I. Electrolyte

An embodiment of the present application provides an electrolyte, which comprises an electrolyte and a solvent in which the electrolyte is dissolved. It is one of the main characteristics of the electrolyte of the present application that the electrolyte comprises a dinitrile compound, a trinitrile compound, and propyl propionate, wherein, based on the total weight of the electrolyte, the weight percentage of the is X and the weight percentage of the trinitrile compound is Y, and X and Y meet the conditions represented by Formula (1) and Formula (2):

$$\text{about } 2 \text{ wt } \% \leq (X+Y) \leq \text{about } 11 \text{ wt } \% \quad (1); \text{ and}$$

$$\text{about } 0.1 \leq (X/Y) \leq \text{about } 8 \quad (2).$$

In some embodiments, X and Y meet about 2 wt % \leq (X+Y) \leq about 8 wt % and about 0.1 \leq (X/Y) \leq about 6 simultaneously. In some embodiments, X and Y meet about 3 wt % \leq (X+Y) \leq 6 wt % and about 0.2 \leq (X/Y) \leq about 5 simultaneously. In some embodiments, X and Y meet about 4 wt % \leq (X+Y) \leq about 5 wt % and about 0.3 \leq (X/Y) \leq about 4 simultaneously. In some embodiments, X and Y meet about 2 wt % \leq (X+Y) \leq about 5 wt % and about 0.1 \leq (X/Y) \leq about 1 simultaneously.

In some embodiments, based on the total weight of the electrolyte, the weight percentage of the trinitrile compound is Y and the weight percentage of the propyl propionate is Z, and Y and Z meet the condition represented by Formula (3):

$$\text{about } 0.01 \leq (Y/Z) \leq \text{about } 0.3 \quad (3).$$

In some embodiments, Y and Z meet about 0.01 \leq (Y/Z) \leq about 0.2. In some embodiments, Y and Z meet about 0.02 \leq (Y/Z) \leq about 0.1.

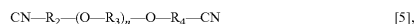
In some embodiments, the weight percentage of the dinitrile compound is about 0.01-10 wt %. In some embodiments, the weight percentage of the dinitrile compound is not less than about 0.01 wt %, not less than about 0.1 wt %, not less than about 0.3 wt %, or not less than about 0.5 wt %. In some embodiments, the weight percentage of the dinitrile compound is not greater than about 10 wt %, not greater than about 8 wt %, or not greater than about 6 wt %.

In some embodiments, the weight percentage of the trinitrile compound is about 0.01-10 wt %. In some embodiments, the weight percentage of the trinitrile compound is not less than about 0.01 wt %, not less than about 0.1 wt %, not less than about 0.3 wt %, or not less than about 0.5 wt %. In some embodiments, the weight percentage of the trinitrile compound is not greater than about 10 wt %, not greater than about 8 wt %, not greater than about 5 wt %, not greater than about 4 wt %, or not greater than about 3 wt %.

In some embodiments, the weight percentage of the propyl propionate is about 5-50 wt %. In some embodiments, the weight percentage (Z) of the propyl propionate is about 5-40 wt %, about 10-40 wt %, about 10-30 wt %, about 20-50 wt %, about 20-40 wt %, about 20-30 wt %, or about 25-30 wt %.

Compound Comprising Two Cyano Groups
(Dinitrile Compound)

In some embodiments, the dinitrile compound according to the present application includes a compound of Formula [4] or [5]:



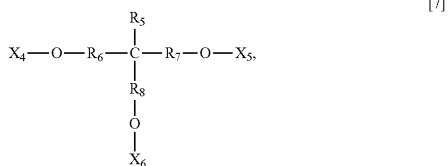
or a combination thereof, wherein in Formula [4] or [5], R₁, R₂, R₃ and R₄ are each independently an alkylene having 1-20 carbon atoms, for example, an alkylene group having 1-15 carbon atoms, an alkylene group having 1-10 carbon atoms, an alkylene group having 1-5 carbon atoms, an alkylene group having 5-10 carbon atoms, an alkylene group having 5-20 carbon atoms, an alkylene group having 5-15 carbon atoms, an alkenylene group having 2-20 carbon atoms, an alkenylene group having 2-15 carbon atoms, an alkenylene group having 2-10 carbon atoms, an alkenylene group having 2-5 carbon atoms, an alkenylene group having 5-20 carbon atoms, an alkenylene group having 5-15 carbon atoms, or an alkenylene group having 5-10 carbon atoms, and n is an integer from 0 to 5.

In some embodiments, the dinitrile compound according to the present application is a compound of Formula [4] or [5].

In some embodiments, the dinitrile compound of the present application includes, but is not limited to, butanedinitrile, glutaronitrile, adiponitrile, 1,5-dicyanopentane, 1,6-dicyanohexane, 1,7-dicyanoheptane, 1,8-dicyanooctane, 1,9-dicyanononane, 1,10-dicyanodecane, 1,12-dicyanododecane, tetramethylbutanedinitrile, 2-methylglutaronitrile, 2,4-dimethylglutaronitrile, 2,2,4,4-tetramethylglutaronitrile, 1,4-dicyanopentane, 2,6-dicyanoheptane, 2,7-dicyanooctane, 2,8-dicyanononane, 1,6-dicyanodecane, 1,2-dicyanobenzene, 1,3-dicyanobenzene, 1,4-dicyanobenzene, 3,5-dioxapimelonitrile, 1,4-bis(cyanoethoxy)butane, ethylene glycol bis(2-cyanoethyl)ether, diethylene glycol bis(2-cyanoethyl)ether, triethylene glycol bis(2-cyanoethyl)ether, tetraethylene glycol bis(2-cyanoethyl)ether, 3,6,9,12,15,18-hexaoxaicosanoic dinitrile, 1,3-bis(2-cyanoethoxy)propane, 1,4-bis(2-cyanoethoxy)butane, 1,5-bis(2-cyanoethoxy)pentane, ethylene glycol bis(4-cyanobutyl) ether, 1,4-dicyano-2-butene, 1,4-dicyano-2-methyl-2-butene, 1,4-dicyano-2-ethyl-2-butene, 1,4-dicyano-2,3-dimethyl-2-butene, 1,4-dicyano-2,3-diethyl-2-butene, 1,6-dicyano-3-hexene, 1,6-dicyano-2-methyl-3-hexene, or 1,6-dicyano-2-methyl-5-methyl-3-hexene. The dinitrile compounds may be used alone or in combination of two or more thereof.

Compound Comprising Three Cyano Groups (Trinitrile Compound)

In some embodiments, the trinitrile compound according to the present application includes a compound of Formula [6] or [7]:



or a combination thereof, wherein in Formula [6], x, y, and z represents an integer from 0 to 5 and x, y, and z are not 0 at the same time; and

in Formula [7], R₅ may be hydrogen or an alkyl group having 1-20 carbon atoms, for example, an alkyl group having 1-10 carbon atoms, an alkyl group having 1-5 carbon atoms, an alkyl group having 5-20 carbon atoms, an alkyl group having 5-15 carbon atoms, or an alkyl group having 5-10 carbon atoms; R₆, R₇, and R₈ each independently may be an alkylene group having 1-20 carbon atoms, for example, an alkylene group having 1-15 carbon atoms, an alkylene group having 1-10 carbon atoms, an alkylene group having 1-5 carbon atoms, an alkylene group having 5-20 carbon atoms, or an alkylene group having 5-15 carbon atoms; and X₄, X₅ and X₆ each independently may be —R₉—CN, wherein R₉ may be an alkylene group having 1-20 carbon atoms, for example, an alkylene group having 1-15 carbon atoms, an alkylene group having 1-10 carbon atoms, an alkylene group having 1-5 carbon atoms, an alkylene group having 5-20 carbon atoms, or an alkylene group having 5-15 carbon atoms.

In some embodiments, the trinitrile compound according to the present application is a compound of Formula [6] or [7].

In some embodiments, the trinitrile compound of the present application includes, but is not limited to, 1,3,5-pentanetricarbonitrile, 1,2,3-propanetrinitrile, 1,3,6-hexanetricarbonitrile, 1,2,6-hexanetricarbonitrile, 1,2,3-tris(2-cyanoethoxy)propane, 1,2,4-tris(2-cyanoethoxy)butane, 1,1,1-tris(cyanoethoxymethylene)ethane, 1,1,1-tris(cyanoethoxymethylene)propane, 3-methyl-1,3,5-tris(cyanoethoxy)pentane, 1,2,7-tris(cyanoethoxy)heptane, 1,2,6-tris(cyanoethoxy)hexane, or 1,2,5-tris(cyanoethoxy)pentane. The trinitrile compounds may be used alone or in combination of two or more thereof.

Fluoroether Compound

In some embodiments, the fluoroether compound of the present application includes at least one of the compounds of Formula [8], Formula [9], Formula [10], or Formula [11]:



where in Formulae [8], [9], [10], and [11], Rf1 and Rf2 are each independently a linear or branched C₁ to C₁₂ fluoroalkyl group at least one hydrogen atom of which is replaced with fluorine, R is a linear or branched C₁ to C₁₂ alkyl group, and R' is a linear or branched C₁ to C₅ alkylene group, and n is an integer from 1 to 5.

In some embodiments, the fluoroether compound of the present application is a compound of Formula [8], Formula [9], Formula [10], or Formula [11].

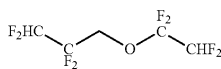
In some embodiments, Rf1 or Rf2 is each independently a fluoroalkyl group selected from the group consisting of HCF₂—, CF₃—, HCF₂CF₂—, CH₂CF₂—, CF₃CH₂—, CF₃CF₂—, (CF₃)₂CH—, HCF₂CF₂CH₂—, CF₃CH₂CH₂—, HCF₂CF₂CF₂CH₂—, HCF₂CF₂CF₂CF₂CH₂—, CF₃CF₂CH₂—, CF₃CFHCF₂CH₂—, HCF₂CF(CF₃)CH₂—, and CF₃CF₂CH₂CH₂—.

The fluoroether can form a better protective film with the trinitrile compound, thereby further improving the DC internal resistance and the storage performance of the battery.

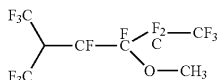
In some embodiments, the fluoroether of the present application includes, but is not limited to:

HCF₂CF₂CH₂OCF₂CF₂H (FEPE), (CF₃)₂CFCF(CF₂CF₃)
(OCH₃) (TMMP), CF₃CHFCF₂CH(CH₃)OCF₂CHFCF₃
(TPTP), HCF₂CF₂CH₂OCF₂CF₂CF₂H,
HCF₂CF₂OCH₂CF₃, HCF₂CF₂OCH₂CH₂OCH₂CF₂H,
HCF₂CF₂OCH₂CH₂CH₂OCH₂CF₂H,
HCF₂CF₂CH₂OCH₂CF₂CF₂H,
HCF₂CF₂OCH₂CH₂OCH₂CF₂CF₂H,
HCF₂CF₂OCH₂CH₂CH₂OCH₂CF₂CF₂H,
CH₃OCH₂CH₂OCH₂CF₃, CH₃OCH₂CH₂OCH₂CF₃,
CH₃OCH₂CH(CH₃)OCH₂CF₃, CH₃OCH₂CH(CH₃)
OCH₂CF₃, FCH₂CH₂OCH₂CH₂OCH₂CH₂F,
FCH₂CH₂OCH₂CH(CH₃)OCH₂CH₂F, CF₃CH₂O
(CH₂CH₂O)₂CH₂CF₃, or CF₃CH₂OCH₂CH(CH₃)OCH₂CF₃.
The fluoroether may be used alone or in combination of two
or more thereof.

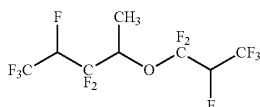
The structural formulas of FEPE, TMMP, and TPTP are shown below:



1,1-difluoro-2,2-difluoroethyl-2',2'-difluoro-3',3'-difluoropropyl ether, (FEPE)



2-trifluoromethyl-3-methoxyperfluoropentane, (TMMP)

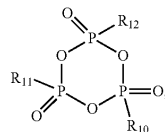


2-(trifluoro-2-fluoro-3-difluoropropoxy)-3-difluoro-4-fluoro-5-trifluoropentane, (TPTP)

In some embodiments, based on the total weight of the electrolyte, the content of the fluoroether is not less than about 0.01 wt %, not less than about 0.1 wt %, or not less than about 0.5 wt %. In some embodiments, the content of the fluoroether is not greater than about 5wt %, not greater than about 4 wt %, not greater than about 3wt %, or not greater than about 2 wt %.

Cyclic Phosphonic Anhydride Compound

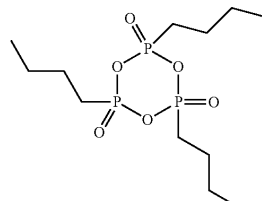
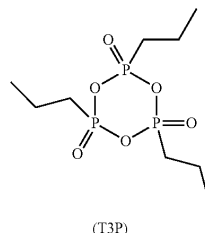
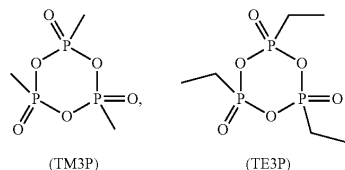
In some embodiments, the cyclic phosphonic anhydride according to the present application includes one or more of the compounds of Formula [12]:



[12]

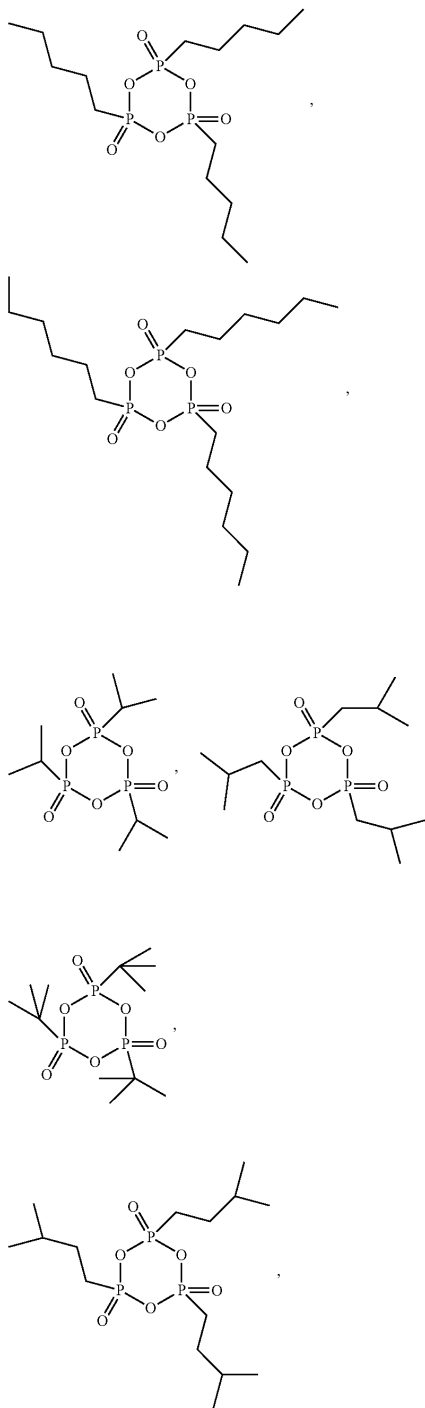
wherein in Formula [12], R₁₀, R₁₁, and R₁₂ each independently may be hydrogen; each independently may be an alkyl group having 1-20 carbon atoms, for example, an alkyl group having 1-15 carbon atoms, an alkyl group having 1-10 carbon atoms, an alkyl group having 1-5 carbon atoms, an alkyl group having 5-20 carbon atoms, an alkyl group having 5-15 carbon atoms, and an alkyl group having 5-10 carbon atoms; and each independently may be an aryl group having 6-50 carbon atoms, for example, an aryl group having 6-30 carbon atoms, an aryl group having 6-26 carbon atoms, an aryl group having 6-20 carbon atoms, an aryl group having 10-50 carbon atoms, an aryl group having 10-30 carbon atoms, an aryl group having 10-26 carbon atoms, or an aryl group having 10-20 carbon atoms, wherein R₁₀, R₁₁, and R₁₂ may be different from or the same as each other, or any two of them are the same.

In some embodiments, the cyclic phosphonic anhydride compound of the present application includes, but is not limited to, compounds of following formulae, which may be used alone, or in combination of two or more thereof:



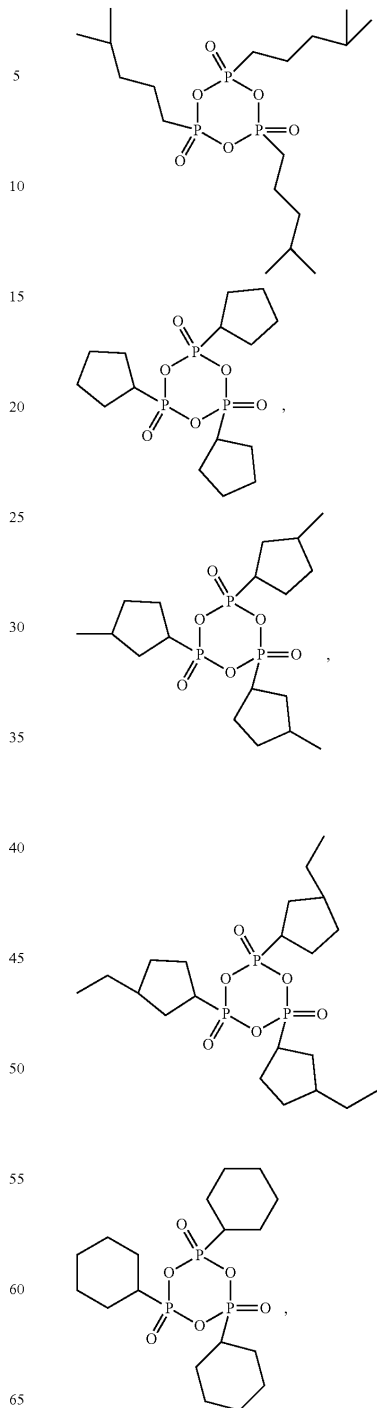
11

-continued



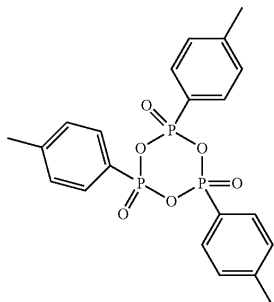
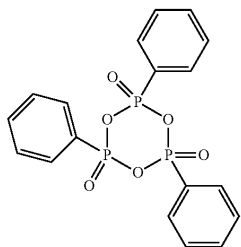
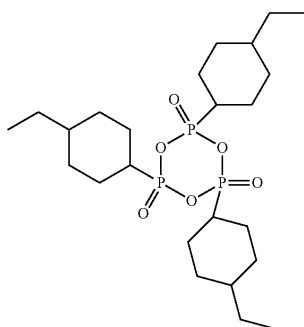
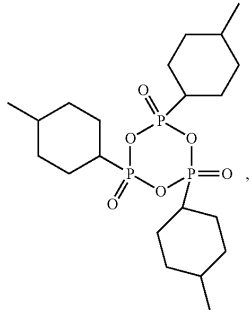
12

-continued



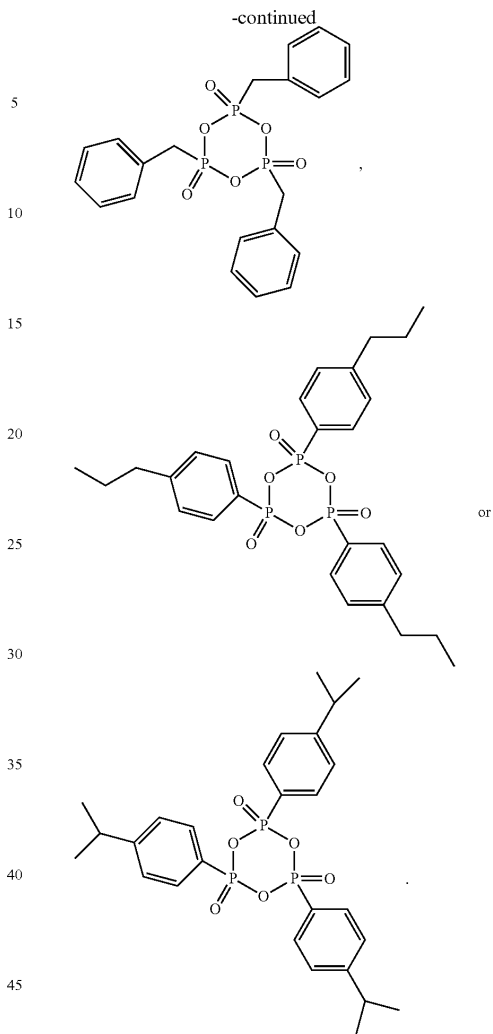
13

-continued



14

-continued



50 In some embodiments, based on the total weight of the electrolyte, the content of the cyclic phosphonic anhydride is not less than about 0.01 wt % or not less than about 0.1 wt %. In some embodiments, the content of the cyclic phosphonic anhydride is not less than about 0.3 wt % or not less than about 0.5 wt %. In some embodiments, the content of the cyclic phosphonic anhydride is not greater than about 4 wt % or not greater than about 3wt %.

Other Additives

60 The electrolyte of the present application may further comprises one or more selected from the group consisting of: a cyclic carbonate ester having a carbon-carbon double bond, a fluoro chain carbonate ester, a fluorinated cyclic carbonate ester, or a compound having a sulfur-oxygen double bond.

65 In some embodiments, the cyclic carbonate ester having a carbon-carbon double bond useful in the present applica-

15

tion includes, but is not limited to: vinylene carbonate, methyl vinylene carbonate, ethyl vinylene carbonate, 1,2-dimethyl vinylene carbonate, 1,2-diethyl vinylene carbonate, fluorovinylene carbonate, and trifluoromethylvinylene carbonate; vinyl ethylene carbonate, 1-methyl-2-vinylethylene carbonate, 1-ethyl-2-vinylethylene carbonate, 1-n-propyl-2-vinylethylene carbonate, 1-methyl-2-vinylethylene carbonate, 1,1-divinylethylene carbonate, and 1,2-divinylethylene carbonate; and 1,1-dimethyl-2-methylene ethylene carbonate, and 1,1-diethyl-2-methylene ethylene carbonate. The cyclic carbonate ester having a carbon-carbon double bond may be used alone or in combination of two or more thereof.

In some embodiments, based on the total weight of the electrolyte, the content of the cyclic carbonate ester having a carbon-carbon double bond is not less than about 0.01 wt %, not less than about 0.1 wt %, or not less than about 0.3 wt %. In some embodiments, the content of the cyclic carbonate ester having a carbon-carbon double bond is not less than about 0.5 wt %. In some embodiments, the content of the cyclic carbonate ester having a carbon-carbon double bond is not greater than about 5 wt %, not greater than about 3 wt %, or not greater than about 1 wt %.

In some embodiments, the fluorinated chain carbonate ester according to the present application includes, but is not limited to: fluoromethyl carbonate, difluoromethyl carbonate, trifluoromethyl carbonate, trifluoroethyl carbonate, or bis(trifluoroethyl) carbonate. The fluorinated chain carbonate ester may be used alone or in combination of two or more thereof.

In some embodiments, based on the total weight of the electrolyte, the content of the fluorinated chain carbonate ester is not less than about 0.01 wt % or not less than about 0.1 wt %. In some embodiments, the content of the fluorinated chain carbonate ester is not less than about 0.3 wt %. In some embodiments, the content of the fluorinated chain carbonate ester is not less than about 0.5 wt %. In some other embodiments, the content of the fluorinated chain carbonate ester is not greater than about 3 wt % or not greater than about 5 wt %. In some other embodiments, the content of the fluorinated chain carbonate ester is not greater than about 1 wt %. In some embodiments, the fluorinated cyclic carbonate ester according to the present application includes, but is not limited to, fluoroethylene carbonate, 4,4-difluoroethylene carbonate, 4,5-difluoroethylene carbonate, 4-fluoro-4-methylethylene carbonate, 4,5-difluoro-4-methylethylene carbonate, 4-fluoro-5-methylethylene carbonate, 4,4-difluoro-5-methylethylene carbonate, 4-(fluoromethyl)-ethylene carbonate, 4-(difluoromethyl)-ethylene carbonate, 4-(trifluoromethyl)-ethylene carbonate, 4-(fluoromethyl)-4-fluoroethylene carbonate, 4-(fluoromethyl)-5-fluoroethylene carbonate, 4-fluoro-4,5-dimethylethylene carbonate, 4,5-difluoro-4,5-dimethylethylene carbonate, and 4,4-difluoro-5,5-dimethylethylene carbonate. The fluorinated cyclic carbonate esters may be used alone or in combination of two or more thereof.

In some embodiments, the content of the fluorinated cyclic carbonate ester is not less than about 0.1 wt % based on the total weight of the electrolyte. In some embodiments, the content of the fluoro cyclic carbonate ester is not less than about 0.5 wt %. In some embodiments, the content of the fluorinated cyclic carbonate ester is not less than about 2 wt %. In some embodiments, the content of the fluorinated cyclic carbonate ester is not less than about 4 wt %. In some embodiments, the content of the fluorinated cyclic carbonate ester is not greater than about 15 wt %. In some embodiments, the content of the fluorinated cyclic carbonate ester

16

is not greater than about 10 wt %. In some embodiments, the content of the fluorinated cyclic carbonate ester is not greater than about 8 wt %.

In some embodiments, the compound having a sulfur-oxygen double bond according to the present application includes, but is not limited to: a cyclic sulfate ester, a chain sulfate ester, a chain sulfonate ester, a cyclic sulfonate ester, a chain sulfite ester, a cyclic sulfite ester, a chain sulfone, a cyclic sulfones, and so on. The compound having a sulfur-oxygen double bond may be used alone or in combination of two or more thereof.

In some embodiments, based on the total weight of the electrolyte, the content of the compound having a sulfur-oxygen double bond is not less than about 0.01 wt %. In some embodiments, the content of the compound having a sulfur-oxygen double bond is not less than about 0.1 wt %. In some embodiments, the content of the compound having a sulfur-oxygen double bond is not less than about 0.3 wt %. In some embodiments, the content of the compound having a sulfur-oxygen double bond is not less than about 0.5 wt %. In some other embodiments, the content of the compound having a sulfur-oxygen double bond is not greater than about 5 wt %. In some embodiments, the content of the compound having a sulfur-oxygen double bond is not greater than about 4 wt %. In some embodiments, the content of the compound having a sulfur-oxygen double bond is not greater than about 3 wt %.

In some embodiments, the cyclic sulfate ester according to the present application includes, but is not limited to: 1,2-ethylene glycol sulfate, 1,2-propylene glycol sulfate, 1,3-propylene glycol sulfate, 1,2-butylene glycol sulfate, 1,3-butylene glycol sulfate, 1,4-butylene glycol sulfate, 1,2-pentylene glycol sulfate, 1,3-pentylene glycol sulfate, 1,4-pentylene glycol sulfate, and 1,5-pentylene glycol sulfate. The cyclic sulfate ester may be used alone or in combination of two or more thereof.

In some embodiments, the chain sulfate ester according to the present application includes, but is not limited to: a dialkyl sulfate such as dimethyl sulfate, methyl ethyl sulfate, and diethyl sulfate. The chain sulfate ester may be used alone or in combination of two or more thereof.

In some embodiments, the chain sulfonate ester according to the present application includes, but is not limited to: methyl fluorosulfonate, ethyl fluorosulfonate, methyl methanesulfonate, ethyl methanesulfonate, butyl dimethylsulfonate, methyl 2-(methylsulfonyloxy)propionate, ethyl 2-(methylsulfonyloxy)propionate, methyl methylsulfonyloxyacetate, ethyl methylsulfonyloxyacetate, phenyl methylsulfonate, and pentafluorophenyl methylsulfonate. The chain sulfonate ester may be used alone or in combination of two or more thereof.

In some embodiments, the cyclic sulfonate ester according to the present application includes, but is not limited to: 1,3-propanesultone, 1-fluoro-1,3-propanesultone, 2-fluoro-1,3-propanesultone, 3-fluoro-1,3-propanesultone, 1-methyl-1,3-propanesultone, 2-methyl-1,3-propanesultone, 3-methyl-1,3-propanesultone, 1-propene-1,3-sultone, 2-propene-1,3-sultone, 1-fluoro-1-propene-1,3-sultone, 2-fluoro-1-propene-1,3-sultone, 3-fluoro-1-propene-1,3-sultone, 1-fluoro-2-propene-1,3-sultone, 2-fluoro-2-propene-1,3-sultone, 3-fluoro-2-propene-1,3-sultone, 1-methyl-1-propene-1,3-sultone, 2-methyl-1-propene-1,3-sultone, 3-methyl-1-propene-1,3-sultone, 1-methyl-2-propene-1,3-sultone, 2-methyl-2-propene-1,3-sultone, 3-methyl-2-propene-1,3-sultone, 1,4-butane sultone, 1,5-pentane sultone, methylene

methanedisulfonate, and ethylene methanedisulfonate. The cyclic sulfonate ester may be used alone or in combination of two or more thereof.

In some embodiments, the chain sulfite ester according to the present application includes, but is not limited to: dimethyl sulfite, methyl ethyl sulfite, and diethyl sulfite. The chain sulfite ester may be used alone or in combination of two or more thereof.

In some embodiments, the cyclic sulfite ester according to the present application includes, but is not limited to: 1,2-ethylene glycol sulfite, 1,2-propylene glycol sulfite, 1,3-propylene glycol sulfite, 1,2-butylene glycol sulfite, 1,3-butylene glycol sulfite, 1,4-butylene glycol sulfite, 1,2-pentylene glycol sulfite, 1,3-pentylene glycol sulfite, 1,4-pentylene glycol sulfite, and 1,5-pentylene glycol sulfite. The cyclic sulfite ester may be used alone or in combination of two or more thereof.

In some embodiments, the chain sulfone ester according to the present application includes, but is not limited to: a dialkyl sulfone compound such as dimethyl sulfone, and diethyl sulfone.

In some embodiments, the cyclic sulfone according to the present application includes, but is not limited to: sulfolane, methyl sulfolane, 4,5-dimethyl sulfolane, and sulfolene. The cyclic sulfone may be used alone or in combination of two or more thereof.

Electrolyte

The electrolyte used in the electrolyte according to the embodiments of the present application may be an electrolyte known in the prior art, including, but not limited to: an inorganic lithium salt, for example LiClO_4 , LiAsF_6 , LiPF_6 , LiBF_4 , LiSbF_6 , LiSO_3F , and $\text{LiN}(\text{FSO}_2)_2$; a fluorine-containing organic lithium salt, for example LiCF_3SO_3 , $\text{LiN}(\text{FSO}_2)(\text{CF}_3\text{SO}_2)$, $\text{LiN}(\text{CF}_3\text{SO}_2)_2$, $\text{LiN}(\text{C}_2\text{F}_5\text{SO}_2)_2$, cyclic lithium 1,3-hexafluoropropane disulfonimide, cyclic lithium 1,2-tetrafluoroethane disulfonimide, $\text{LiN}(\text{CF}_3\text{SO}_2)(\text{C}_2\text{F}_5\text{SO}_2)$, $\text{LiC}(\text{CF}_3\text{SO}_2)_3$, $\text{LiPF}_4(\text{CF}_3)_2$, $\text{LiPF}_4(\text{C}_2\text{F}_5)_2$, $\text{LiPF}_4(\text{CF}_3\text{SO}_2)_2$, $\text{LiPF}_4(\text{C}_2\text{F}_5\text{SO}_2)_2$, $\text{LiBF}_2(\text{CF}_3)_2$, $\text{LiBF}_2(\text{C}_2\text{F}_5)_2$, $\text{LiBF}_2(\text{CF}_3\text{SO}_2)_2$, and $\text{LiBF}_2(\text{C}_2\text{F}_5\text{SO}_2)_2$; and a lithium salt containing a dicarboxylic acid complex, for example, lithium bis(oxalato)borate, lithium difluoro(oxalato)borate, lithium tris(oxalato)phosphate, lithium difluoro-bis(oxalato)phosphate, and lithiumtetrafluoro(oxalato)phosphate. In addition, the electrolyte may be used alone or in combination of two or more thereof. For example, in some embodiments, the electrolyte includes a combination of LiPF_6 and LiBF_4 . In some embodiments, the electrolyte includes a combination of an inorganic lithium salt such as LiPF_6 or LiBF_4 and a fluorine-containing organic lithium salt such as LiCF_3SO_3 , $\text{LiN}(\text{CF}_3\text{SO}_2)_2$, or $\text{LiN}(\text{C}_2\text{F}_5\text{SO}_2)_2$. In some embodiments, the concentration of the electrolyte is in the range of about 0.8-about 3 mol/L, for example, about 0.8-about 2.5 mol/L, about 0.8-about 2 mol/L, about 1-about 2 mol/L, for example, 1 mol/L, 1.15 mol/L, 1.2 mol/L, 1.5 mol/L, 2 mol/L or 2.5 mol/L.

Solvent

The solvent used in the electrolyte according to the embodiments of the present application may be any non-aqueous solvent known in the art as a solvent for an electrolyte.

In some embodiments, the non-aqueous solvent useful in the present application includes, but is not limited to: a cyclic carbonate ester, a chain carbonate ester, a cyclic

carboxylate ester, a chain carboxylate ester, a cyclic ether, a chain ether, a phosphorus-containing organic solvent, a sulfur-containing organic solvent, an aromatic fluorine-containing solvent or any combination thereof.

In some embodiments, the cyclic carbonate ester according to the present application generally has 3-6 carbon atoms, and includes, but is not limited to: for example, ethylene carbonate, propylene carbonate, butylene carbonate, and other cyclic carbonates.

In some embodiments, the chain carbonate ester according to the present application includes, but is not limited to: a chain carbonate ester such as dimethyl carbonate, ethyl methyl carbonate, diethyl carbonate, methyl n-propyl carbonate, ethyl n-propyl carbonate, and di-n-propyl carbonate; and a fluorinated chain carbonate ester, for example, bis(fluoromethyl) carbonate, bis(difluoromethyl) carbonate, bis(trifluoromethyl) carbonate, bis(2-fluoroethyl) carbonate, bis(2,2-difluoroethyl) carbonate, bis(2,2,2-trifluoroethyl) carbonate, 2-fluoroethylmethyl carbonate, 2,2-difluoroethylmethyl carbonate, and 2,2,2-trifluoroethylmethyl carbonate.

In some embodiments, the cyclic carboxylate ester according to present application includes, but is not limited to: γ -butyrolactone, γ -valerolactone, and the like, and a cyclic carboxylate ester some hydrogen atoms of which are substituted with fluorine.

In some embodiments, the chain carboxylate ester according to the present application includes, but is not limited to: methyl acetate, ethyl acetate, propyl acetate, isopropyl acetate, butyl acetate, sec-butyl acetate, isobutyl acetate, tert-butyl acetate, methyl propionate, ethyl propionate, propyl propionate, isopropyl propionate, methyl butyrate, ethyl butyrate, propyl butyrate, methyl isobutyrate, ethyl isobutyrate, methyl valerate, ethyl valerate, methyl pivalate and ethyl pivalate or the like, and a chain carboxylate ester some hydrogen atoms of which are substituted with fluorine. The fluorinated chain carboxylate ester includes, but is not limited to: methyl trifluoroacetate, ethyl trifluoroacetate, propyl trifluoroacetate, butyl trifluoroacetate and 2,2,2-trifluoroethyl trifluoroacetate.

In some embodiments, the cyclic ether according to the present application includes, but is not limited to: tetrahydrofuran, 2-methyltetrahydrofuran, 1,3-dioxolane, 2-methyl-1,3-dioxolane, 4-methyl-1,3-dioxolane, 1,3-dioxane, 1,4-dioxane and dimethoxypropane. In some embodiments, the chain ether according to the present application includes, but is not limited to: dimethoxymethane, 1,1-dimethoxyethane, 1,2-dimethoxyethane, diethoxymethane, 1,1-diethoxyethane, 1,2-diethoxyethane, ethoxymethoxymethane, 1,1-ethoxymethoxyethane and 1,2-ethoxymethoxyethane.

In some embodiments, the phosphorus-containing organic solvent according to the present application includes, but is not limited to: trimethyl phosphate, triethyl phosphate, dimethyl ethyl phosphate, methyl diethyl phosphate, ethylene methyl phosphate, ethylene ethyl phosphate, triphenyl phosphate, trimethyl phosphite, triethyl phosphite, triphenyl phosphite, tris(2,2,2-trifluoroethyl) phosphate and tris(2,2,3,3,3-pentafluoropropyl) phosphate.

In some embodiments, the sulfur-containing organic solvent according to the present application includes, but is not limited to: sulfolane, 2-methylsulfolane, 3-methylsulfolane, dimethyl sulfone, diethyl sulfone, ethyl methyl sulfone, methyl propyl sulfone, dimethyl sulfoxide, methyl methanesulfonate, ethyl methanesulfonate, methyl ethanesulfonate, ethyl ethanesulfonate, dimethyl sulfate, diethyl sulfate and

19

dibutyl sulfate, as well as a sulfur-containing organic solvent some hydrogen atoms of which are substituted with fluorine.

In some embodiments, the aromatic fluorine-containing organic solvent according to the present application includes, but is not limited to: fluorobenzene, difluorobenzene, trifluorobenzene, tetrafluorobenzene, pentafluorobenzene, hexafluorobenzene, and trifluoromethylbenzene.

In some embodiments, the non-aqueous solvent of the present application may be used alone, or in combination of two or more thereof:

II. Electrochemical Device

The electrochemical device of the present invention includes any device in which an electrochemical reaction takes place, and specific examples include all kinds of primary batteries, secondary batteries, fuel cells, solar cells, or capacitors. In particular, the electrochemical device is a lithium secondary battery including a lithium metal secondary battery, a lithium ion secondary battery, a lithium polymer secondary battery or a lithium ion polymer secondary battery. In some embodiments, the electrochemical device of the present application is an electrochemical device having a cathode having a cathode active material capable of absorbing and releasing metal ions; an anode having an anode active material capable of absorbing and releasing metal ions, and characterized by comprising any of the electrolytes of the present application.

Electrolyte

The electrolyte used in the electrochemical device of the present application is any of the aforementioned electrolytes according to the present application. Moreover, the electrolyte used in the electrochemical device of the present application may include other electrolytes falling within the scope of present application.

Anode

The anode material used in the electrochemical device according to the embodiments of the present application can be prepared using materials, construction and manufacturing methods well known in the art. For example, the anode of the present application can be prepared using the technique described in U.S. Pat. No. 9,812,739B, the entire contents of which are incorporated herein by reference.

In some embodiments, the anode active material is any substance capable of electrochemically absorbing and releasing a metal ion such as lithium ion. In some embodiments, the anode active material includes a carbonaceous material, a silicon-carbon material, an alloy material or a lithium-containing metal composite oxide material. In some embodiments, the anode active material includes one or more of those described above.

In some embodiments, the anode can be formed by adding a binder and a solvent to, and if necessary, adding a thickener, a conductive material, a filler, or the like the anode active material, to prepare a slurry, coating the slurry to a current collector, drying, and then pressing.

In some embodiments, when the anode includes an alloy-based material, a thin film layer (anode active material layer) as an anode active material can be formed by vapor deposition, sputtering, or plating.

In some embodiments, when the anode includes lithium metal, an anode active material layer is formed from, for example, a conductive skeleton of twisted spherical shape

20

and metal particles dispersed in the conductive skeleton, wherein the conductive skeleton of twisted spherical shape may have a porosity of about 5% to about 85%, and a protective layer may be further disposed on the anode active material layer of lithium metal.

Cathode

The cathode material used in the electrochemical device of the present application can be prepared using materials, construction and manufacturing methods well known in the art. In some embodiments, the cathode of the present application can be prepared using the technique described in U.S. Pat. No. 9,812,739B, the entire contents of which are incorporated herein by reference.

In some embodiments, the cathode active material includes, but is not limited to: a sulfide, a phosphate salt compound and a lithium-transition metal composite oxide. In some embodiments, the cathode active material includes a lithium-transition metal compound which has a structure capable of removing and intercalating lithium ions. In some embodiments, the composition of the lithium-transition metal compound can refer to the technical content described in U.S. Pat. No. 9,812,739B.

In some embodiments, the cathode is prepared by forming a cathode material from a cathode active material layer including a lithium-transition metal compound powder and a binder on a current collector.

In some embodiments, the cathode active material layer can generally be produced by: dry mixing a cathode material and a binder (and a conductive material and a thickener, if necessary) to form flakes, pressing the obtained flakes on a cathode current collector or dissolving or dispersing the material in a liquid medium to form a slurry, coating the slurry on a cathode current collector, and drying. In some embodiments, the material of the cathode active material layer includes any material known in the art. In some embodiments, the cathode active material layer includes materials described U.S. Pat. No. 9,812,739B.

Electrode Compaction Density

The electrochemical device of the present application comprises a cathode and an anode, a separator and an electrolyte. The electrode includes a current collector and a coating on the current collector. The coating includes a single-sided coating, a double-sided coating, or a combination thereof. The single-sided coating is a coating formed by applying a slurry on one surface of the current collector. The double-sided coating is a coating formed by applying a slurry on two opposite surfaces of the current collector.

In some embodiments, as shown in FIG. 2, an electrode A includes a current collector 1 and a coating 2 on the current collector 1. As shown in FIG. 2, the coating 2 is only present on one surface of the current collector, and such coating is a single-sided coating.

In some embodiments, as shown in FIG. 3, an electrode B includes a current collector 1 and a coating 2 on the current collector. As shown in FIG. 3, the coating 2 is present on two opposite surfaces of the current collector, and such coating is a double-sided coating.

In some embodiments, as shown by an electrode C in FIG. 4, one surface of a portion of a current collector 1 is coated with a slurry to form a coating 2 and the two opposite surfaces of the other portion of the current collector 1 are

coated with a slurry to form a coating 2. Such coating includes both a single-sided coating and a double-sided coating.

In a wound electrochemical device, the cathode and the anode are usually each formed by winding an elongated electrode, so that both a single-sided coating and a double-sided coating are present on the elongated electrode. In a laminated electrochemical device, the cathode and the anode are usually formed by laminating -shaped electrodes, and there is only a single-sided coating or a double-sided coating on the same electrode. In an electrochemical device in which the wound and laminated electrodes are assembled in combination, the cathode and anode generally comprise an elongated electrode having both a single-sided coating and a double-sided coating, and a -shaped electrode having only a single-sided coating or a double-sided coating.

The electrode has an electrode compaction density. The electrode compaction density is obtained by: measuring the thickness of an electrode using a precise measurement tool, such as a ten-thousandths micrometer; then taking the electrode of a certain area and accurately measuring the area and weight; and calculating the electrode compaction density by a formula below:

$$\text{Electrode compaction density} = \frac{\text{Weight of electrode} - \text{Weight of current collector}}{\text{Area of electrode} \times \text{Thickness of current collector}}$$

A lower compaction density makes the porosity higher, making some of the particles in an insulating state, and unable to participate in charge and discharge, thereby resulting in a low specific discharge capacity, thus affecting the performance of the electrochemical device. A too high compaction density may cause difficulty in infiltrability of the electrolyte and decrease in solution retention, such that the cycle and rate performances cannot be guaranteed. Properly controlling the electrode compaction density of the single-sided and double-sided coating is important to obtain electrochemical devices with high capacity density, and excellent cycle and storage performances.

In some embodiments, the electrode with a single-sided coating has an electrode compaction density D1, and an electrode with a double-sided coating has an electrode compaction density D2, and D1 and D2 meet the relationship: about $0.8 \leq D1/D2 \leq 1.2$, under this circumstance, the effects of the cathode and anode active materials are well exerted, so that the electrode can obtain good electrical conductivity, which is also important to control the expansion of electrochemical devices. Therefore, the obtained electrochemical device has high capacity density and excellent cycle and storage performances.

In some embodiments, D1 and D2 meet the relationship: about $0.9 \leq D1/D2 \leq 1.1$. Under this circumstance, the performance of the electrochemical device can be further improved.

In some embodiments, D1 and D2 meet the relationship: about $0.9 < D1/D2 \leq 1.1$.

In some embodiments, D1 and D2 meet the relationship: about $0.95 \leq D1/D2 \leq 1.05$. Under this circumstance, the distributions of pores and pore sizes in the single-sided coating and the double-sided coating are more uniform, the distributions of the conductive agent and the binder are more uniform, the contact resistance and charge exchange resistance of the electrode are lowered, and the active area capable of participating in the reaction is increased, thereby significantly improving the electrochemical performance of the material and further improving the performances of the electrochemical device.

In some embodiments, the electrode may be a cathode or an anode. When the electrode is a cathode, about $3.5 \text{ g/cm}^3 \leq D2 \leq \text{about } 4.3 \text{ g/cm}^3$. When D2 is within this range, the cathode can have good electrical conductivity, and the effect of the cathode active material can be well exerted. When the electrode is an anode, about $1.2 \text{ g/cm}^3 \leq D2 \leq \text{about } 1.8 \text{ g/cm}^3$. When D2 is within this range, the anode can have a higher breaking strength, thereby preventing the electrode particles from falling off during the cycle.

Separator

In some embodiments, the electrochemical device of the present application is provided with a separator between the positive electrode and the negative electrode to prevent short circuit. The material and shape of the separator used in the electrochemical device of the present application are not particularly limited, and may be any of the techniques disclosed in the prior art. In some embodiments, the separator includes a polymer or an inorganic substance or the like formed from a material which is stable to the electrolyte of the present application.

For example, the separator may include a substrate layer and a surface treatment layer. The substrate layer is a non-woven fabric, film, or composite film having a porous structure, and the material of the substrate layer is at least one selected from polyethylene, polypropylene, polyethylene terephthalate, and polyimide. Particularly, a porous polypropylene film, a porous polyethylene film, a polypropylene nonwoven fabric, a polyethylene nonwoven fabric, or a porous polypropylene-polyethylene-polypropylene composite film may be used.

At least one surface of the substrate layer is provided with a surface treatment layer, which may be a polymer layer or an inorganic layer, or a layer formed by mixing a polymer and an inorganic substance.

The inorganic layer comprises inorganic particles and a binder. The inorganic particles are one or more selected from alumina, silica, magnesia, titanium oxide, hafnium dioxide, tin oxide, cerium dioxide, nickel oxide, zinc oxide, calcium oxide, zirconia, yttria, silicon carbide, boehmite, aluminum hydroxide, magnesium hydroxide, calcium hydroxide and barium sulfate. The binder is one or more selected from polyvinylidene fluoride, a copolymer of vinylidene fluoride-hexafluoropropylene, a polyamide, polyacrylonitrile, a polyacrylate ester, polyacrylic acid, a polyacrylate salt, polyvinylpyrrolidone, polyvinyl ether, polymethyl methacrylate, polytetrafluoroethylene, and polyhexafluoropropylene. The polymer layer contains a polymer, and the material of the polymer includes at least one of a polyamide, polyacrylonitrile, a polyacrylate ester, polyacrylic acid, a polyacrylate salt, polyvinylpyrrolidone, polyvinyl ether, polyvinylidene fluoride or poly(vinylidene fluoride-hexafluoropropylene).

III. Application

At a high voltage, the oxidizability of the cathode material is increased, and the stability is lowered, which makes the electrolyte easily decompose on the surface of the positive electrode or results in deterioration of the materials of the electrochemical device, so that the capacity of the electrochemical device is decreased. Prior to the present application, the primary solution is to add a film-forming additive to the electrolyte. However, doing so will cause an increase in the DC internal resistance of the battery, thereby resulting in a decrease in the cycle performance and a decrease in the capacity retention rate.

The electrolyte according to the embodiments of the present application can be used to inhibit the increase in DC internal resistance of an electrochemical device, and thus applicable to an electronic device comprising the electrochemical device.

The use of the electrochemical device according to the present application is not particularly limited, and can be used in various known applications, such as notebook computers, pen-input computers, mobile computers, e-book players, portable phones, portable fax machines, portable copiers, portable printers, head-mounted stereo headphones, video recorders, LCD TVs, portable cleaners, portable CD players, Mini discs, transceivers, electronic notebooks, calculators, memory cards, portable recorders, radios, backup power sources, motors, vehicles, motorcycles, motorbicycle, bicycles, lighting apparatus, toys, game consoles, clocks, electric tools, flashing light, cameras, large batteries for household use, or lithium ion capacitors.

EXAMPLES

Hereinafter, the present application will be specifically described by way of examples and comparative examples; however, the present application is not limited thereto as long as they do not deviate from the spirit of the present application.

1. Preparation of Lithium-Ion Battery

(1) Preparation of an Anode

Graphite, conductive carbon black (Super-P), styrene-butadiene rubber, and sodium carboxymethyl cellulose (CMC) were mixed at a weight ratio of about 95:2:2:1 in deionized water as a solvent, and stirred uniformly, to obtain an anode slurry. The slurry was coated on a copper foil having a thickness of about 12 μm , dried, cold pressed, and cut, and then a tab was welded, to obtain an anode.

(2) Preparation of a Cathode

Lithium cobalt oxide (LiCoO_2), conductive carbon black (Super-P), and polyvinylidene fluoride (PVDF) were mixed at a weight ratio of about 95:2:3 in N-methylpyrrolidone as a solvent, and stirred uniformly, to obtain a cathode slurry. The slurry was coated on an aluminum foil having a thickness of about 12 μm , dried, cold pressed, and cut, and then a tab was welded, to obtain a cathode.

(3) Preparation of an Electrolyte

Under a dry argon atmosphere, EC, PC, and DEC (at a weight ratio of about 1:1:1) were mixed, and then LiPF_6 was added and mixed uniformly, to form a basic electrolyte, in which the concentration of LiPF_6 is 1.15 mol/L. Different amounts of substances shown in Tables 1-1 to 9 were added to the basic electrolyte to obtain the electrolytes of different examples and comparative examples, wherein the contents of each substance in the electrolyte described below were obtained based on the total weight of the electrolyte.

(4) Preparation of a Separator

A porous PE polymer film was used as a separator.

(5) Preparation of Lithium-Ion Battery

The obtained cathode, anode and separator were wound in sequence and placed in the outer packaging foil, with a

liquid injection port being left. The electrolyte was injected via the liquid injection port, encapsulated, formed and capacity graded to obtain a lithium ion battery. The fresh battery herein refers to a battery which is obtained through aforementioned preparation process and is ready for shipping.

2. Test Methods of Battery Performance

(1) Test Method for Change in DC Internal Resistance at 20% SOC

At 25° C., the battery was charged to 4.45 V at a constant current of 1 C (nominal capacity) and then charged to a current of ≈ 0.05 C at a constant voltage of 4.45 V, allowed to stand for 5 min, and discharged to a cut-off voltage of 3 V at a constant current of 1 C. The actual discharge capacity was recorded. The battery was adjusted to 50% of the full charge capacity required with the actual capacity, continuously discharged for 10 s at a current of 0.3 C. The DC internal resistances (DCIRs) (average of the measurements from 15 batteries) after one cycle, 200 cycles and 400 cycles was obtained by dividing the current with the difference between the voltage before discharge and the voltage at the end of discharge.

(2) Test Method for Storage Performance at High Temperature of 60° C.

The battery was allowed to stand at 25° C. for 30 minutes, charged to 4.45 V at a constant current of 0.5 C and then charged to 0.05 C at a constant voltage of 4.45 V, allowed to stand for 5 minutes, and then stored at 60° C. for 21 days. The thickness expansion rate of the battery was measured and calculated by a formula below:

$$\text{Thickness expansion rate} = \left[\frac{\text{Thickness after storage} - \text{Thickness before storage}}{\text{Thickness before storage}} \right] \times 100\%$$

(3) Test Method for Battery Capacity Retention Rate

At 45° C., the battery was charged to 4.45 V at a constant current of 1 C and then charged to a current of 0.05 C at a constant voltage, and discharged to 3.0 V at a constant current of 1 C, the above being the first cycle. Multiple cycles were performed on the battery under the above conditions. The capacity retention rate of the fresh battery and the battery after 200 cycles and 400 cycles was calculated respectively. The capacity retention rate after cycles is calculated by a formula below:

$$\text{Capacity retention rate after the cycle} = \left[\frac{\text{Discharge capacity after corresponding cycles}}{\text{Discharge capacity after the first cycle}} \right] \times 100\%$$

(4) Test Method for Voltage Drop

At 25° C., the battery was charged to 4.45 V at a constant current of 1 C and then charged to a current of 0.05 C at a constant voltage, discharged to 3.2 V at a constant current of 1 C, and allowed to stand for 5 minutes. Then the voltage was tested, and after 24 h's storage at 85° C., the voltage was tested again. Voltage drop = Voltage before storage - Voltage after storage.

(5) Intermittent Cycle Test Method

At 50° C., the lithium ion battery was charged to 4.45 V at a constant voltage of 0.5 C and then to a cut-off current

of 0.05 C at a constant current, allowed to stand for 20 h, and then discharged to 3.0 V at a constant current of 0.5 C. Repeating charge/discharge as above, the capacity retention rate of the fresh battery, and the battery after 30, 50, and 100 cycles was calculated respectively. Capacity retention rate after cycles=(Discharge capacity after corresponding cycles/ Discharge capacity of the first cycle)×100%

3. Test Results

The abbreviations for the chemical materials used in the examples of present application are shown in the following two tables:

Material	Abbreviation	Material Name	Abbreviation
Ethylene carbonate	EC	1,3-propanesultone	PS
Propylene carbonate	PC	Ethylene sulfate	DTD
Ethyl methyl carbonate	EMC	Butanedinitrile	SN
Dimethyl carbonate	DMC	Adiponitrile	ADN
Diethyl carbonate	DEC	1,4-dicyano-2-butene 1,3,6-Hexanetricarbonitrile	DCB HTCN-1
γ-butyrolactone	GBL	1,2,6-Hexanetricarbonitrile	HTCN-2
γ-valerolactone	VL	1,3,5-Pentanetricarbonitrile	PTCN
Ethyl propionate	EP	Ethylene glycol bis(2-cyanoethyl) ether	EDN
Propyl propionate	PP	1,1-difluoro-2,2-difluoroethyl-2',2'difluoro-3',3'-difluoropropylether 2-trifluoromethyl-3-methoxyperfluoropentane 2-(trifluoro-2-fluoro-3-difluoro)-3-difluoro-4-fluoro-5-trifluoropentane	FEPE TMMP TPTP
Vinylene carbonate	VC	1-Propylphosphonic cyclic anhydride	T3P
Fluoroethylene carbonate	FEC	1-Methylphosphonic cyclic anhydride 1-Ethylphosphonic cyclic anhydride 1,2,3-tris(2-cyanoethoxy)propane	TM3P TE3P TCEP

-continued

Cyclic phosphonic anhydride	E	E ₁ : T3P E ₂ : TM3P; E ₃ : TE3P
Other additives	F	F ₁ : VC; F ₂ : PS; F ₃ : DTD
Cyclic carboxylate ester	H	H ₁ : GBL; H ₂ : VL
Single- and double-side compaction density	G	

Dinitrile compound	A	A ₁ : SN; A ₂ : ADN; A ₃ : EDN; A ₄ : DCB
Trinitrile compound	B	B ₁ : HTCN-1; B ₂ : HTCN-2; B ₃ : PTCN; B ₄ : TCEP
Propyl propionate (PP)	C	
Fluoroether	D	D ₁ : FEPE; D ₂ : TMMP; D ₃ : TPTP

(1) Different amounts of a compound comprising two cyano groups, a compound comprising three cyano groups and/or propyl propionate as shown in Tables 1-1 and 1-2 were added to the basic electrolyte. The electrolyte was injected into a battery prepared according to the above method. The DC internal resistance at 20% SOC of the batteries was tested. The test results are shown in Tables 1-1 and 1-2.

TABLE 1-1

	A ₁ (X wt %)	B ₁ (Y wt %)	C (Z wt %)	X + Y	X/Y	DC internal resistance (mΩ) at 20% SOC		
						Fresh Battery	After 200 cycles	After 400 cycles
S1-1	4	1	30	5	4	50.8	84.3	91.2
S1-2	4	2	30	6	2	54.4	88.0	98.6
S1-3	4	3	30	7	1.3	55.7	88.9	99.4
S1-4	4	0.5	30	4.5	8	57.8	92.0	101.0
S1-5	3	0.5	30	3.5	6	57.1	91.2	93.5
S1-6	4	0.4	30	4.2	10	55.9	99.4	112.8
S1-7	3	2	30	5	1.5	52.3	84.4	91.5
S1-8	2	2	30	4	1	51.9	84.2	91.4
S1-9	1	2	30	3	0.5	52.3	86.5	92.4
S1-10	0.5	2	30	2.5	0.25	54.8	79.4	102.5
S1-11	0.2	2	30	2.2	0.1	59.2	91.8	105.3
S1-12	1	5	30	6	0.2	58.5	97.0	104.1
S1-13	7	3	30	10	2.3	60.4	92.9	107.3
D1-1	0	0	0	0	0	63.8	140.9	190.4

TABLE 1-1-continued

	A ₁ (X wt %)	B ₁ (Y wt %)	C (Z wt %)	X + Y	X/Y	DC internal resistance (mΩ) at 20% SOC		
						Fresh	After 200	After 400
						Battery	cycles	cycles
D1-2	0	1	0	1	0	62.3	138.5	188.2
D1-3	4	0	0	4	0	61.8	136.5	184.2
D1-4	0.1	1	0	1.1	0.1	63.8	120.9	126.4
D1-5	4	0.1	0	4.1	40	68.3	109.8	124.9
D1-6	7	5	0	12	1.4	69.2	112.3	133.0
D1-7	1	11	0	12	0.09	63.8	100.9	139.3
D1-8	11	1	0	12	10	72.0	116.3	135.4

TABLE 1-2

	A (X wt %)	B (Y wt %)	C (Z wt %)	X + Y	X/Y	DC internal resistance (mΩ) at 20% SOC		
						Fresh Battery	After 200 cycles	After 400 cycles
S1-14	A ₂ (4)	B ₂ (3)	30	7	1.3	55.5	88.1	98.7
S1-15	A ₂ (4)	B ₂ (0.5)	30	4.5	8	57.2	91.6	100.6
S1-16	A ₂ (3)	B ₂ (0.5)	30	3.5	6	55.9	89.4	98.8
S1-17	A ₃ (3)	B ₃ (2)	30	5	1.5	51.1	82.6	90.7
S1-18	A ₃ (2)	B ₃ (2)	30	4	1	51.2	83.3	90.5
S1-19	A ₃ (1)	B ₃ (2)	30	3	0.5	51.3	85.1	91.1
S1-20	A ₃ (0.5)	B ₃ (2)	30	2.5	0.25	54.3	79.1	90.1
S1-21	A ₂ (0.2)	B ₂ (2)	30	2.2	0.1	58.5	91.2	104.8
S1-22	A ₂ (1)	B ₂ (5)	30	6	0.2	58.1	96.5	103.3
S1-23	A ₂ (7)	B ₂ (3)	30	10	2.3	60.2	92.3	106.5
S1-24	A ₄ (2)	B ₃ (2)	30	4	1	57.9	86.1	93.4

As shown in Table 1-1, in Comparative Examples D1-1 to D1-8, butanedinitrile or 1,3,6-hexanetricarbonitrile was added alone, and no propyl propionate was added. The DC internal resistance of the battery was significantly increased after cycles.

When butanedinitrile, 1,3,6-hexanetricarbonitrile and propyl propionate were used in Examples S1-1 to S1-13 simultaneously, the increase in DC internal resistance of the battery after cycles was obviously inhibited.

When the propyl propionate content is kept unchanged, and the relation between the butanedinitrile content X and the 1,3,6-hexanetricarbonitrile content Y is adjusted, it is found that when X and Y meet the conditions represented by both Formula (1) and Formula (2): {about 2 wt % ≤ (X+Y) ≤ about 11 wt % . . . (1); and about 0.1 ≤ (X/Y) ≤ about 8 . . . (2)}, the inhibition effect on the increase in DC internal resistance of the battery after cycles is remarkable. When X and Y meet about 2 wt % ≤ (X+Y) ≤ about 8 wt % and about 0.1 ≤ (X/Y) ≤ about 6, the combination of the additives can exhibit synergistic effect and can sufficiently suppress the increase in DC internal resistance.

FIG. 1A shows the DC internal resistances of fresh batteries of Examples S1-1 and S1-2 of the present application and Comparative Example D1-1 at different charge states (10% SOC, 20% SOC, and 70% SOC). FIG. 1B shows the DC internal resistances of batteries of Examples S1-1 and S1-2 of the present application and Comparative Example D1-1 at different charge states (10% SOC, 20%

40 SOC, and 70% SOC) after 200 cycles of charge and discharge. FIG. 1C shows the DC internal resistances of batteries of Examples S1-1 and S1-2 of the present application and Comparative Example D1-1 at different charge states (10% SOC, 20% SOC, and 70% SOC) after 400 cycles of charge and discharge. It can be seen that the increase in DC internal resistance during cycles in Examples S1-1 and S1-2 is significantly improved compared with Comparative Example D1-1.

As shown in Table 1-2, when the dinitrile compound is adiponitrile or ethylene glycol bis(2-cyanoethyl)ether, and the trinitrile compound is 1,2,6-hexanetricarbonitrile, 1,3,6-Hexanetricarbonitrile, or 1,2,3-tris(2-cyanoethoxy)propane, the effect of inhibiting the increase in DC internal resistance can also be achieved. When the dinitrile compound is ethylene glycol bis(2-cyanoethyl)ether, or the trinitrile compound is 1,2,3-tris(2-cyanoethoxy)propane, the effect of inhibiting the increase in DC internal resistance of the battery after cycles is more significant.

(2) Different amounts of a compound comprising two cyano groups, a compound comprising three cyano groups and/or propyl propionate as shown in Table 2 were added to the basic electrolyte. The electrolyte was injected into a battery prepared according to the above method. The DC internal resistance at 20% SOC of the battery was tested. The test results are shown in Table 2.

TABLE 2

	C (Z wt %)	A ₁ (X wt %)	B ₁ (Y wt %)	Y/Z	DC internal resistance (mΩ) at 20% SOC		
					Fresh battery	After 200 cycles	After 400 cycles
S1-1	30	4	1	0.03	50.8	84.3	91.2
S2-1	5	4	1	0.2	68.7	85.2	97.6
S2-2	10	4	1	0.1	60.3	83.1	95.7
S2-3	20	4	1	0.05	56.1	81.6	93.9
S2-4	40	4	1	0.025	47.5	78.2	87.2
S2-5	50	4	1	0.02	56.3	82.6	98.3
S2-6	10	4	3	0.3	64.3	89.5	97.7
S2-7	50	4	0.5	0.01	53.2	84.3	94.1
D2-1	4	4	1	0.25	72.1	108.5	118.9
D2-2	60	4	1	0.017	42.0	100.1	113.9
D2-3	10	4	5	0.5	62.3	85.4	111.3
D2-4	50	4	0.1	0.0025	53.2	89.3	109.4

As shown in Table 2, when the content of propyl propionate is within the range of 5 wt % to 50 wt %, the DC internal resistance of the fresh battery decreases continuously with the propyl propionate content increasing. In addition, when the content of the propyl propionate is less than 5 wt % or greater than 50wt %, the DC internal resistance of the battery is greatly increased after 200 cycles, and the performance is deteriorated. The combination of additives can form a cathode protection film so as to reduce the side reactions, thereby effectively controlling the polarization and side reactions of the battery. The ratio of the content of the trinitrile compound to the content of propyl propionate has great effect on the change in DC internal resistance of the battery. When Y/Z is within the range of 0.01-0.3, a better inhibition effect on the increase in DC internal resistance is achieved.

(3) To the basic electrolyte, 30 wt % of propyl propionate, 4 wt % of butanedinitrile (A1), 1 wt % of 1,3,6-hexanetricarbonitrile (B1) and a fluoroether of different contents as shown in Table 3 were added. The obtained electrolyte was injected to a battery prepared according to the above method. The DC internal resistance at 20% SOC and the 21-day thickness expansion rate at 60° C. were tested. The test results are shown in Table 3.

TABLE 3

	D (content, wt %)	DC internal resistance (mΩ) of fresh battery at 20% SOC	21-day thickness expansion rate at 60° C.
S1-1	0	50.8	7.6%
S3-1	D ₁ (0.1)	50.2	6.2%

TABLE 3-continued

	D (content, wt %)	DC internal resistance (mΩ) of fresh battery at 20% SOC	21-day thickness expansion rate at 60° C.
S3-2	D ₁ (0.5)	49.8	6.0%
S3-3	D ₁ (1)	48.6	5.7%
S3-4	D ₁ (1.5)	48.5	5.1%
S3-5	D ₁ (2)	48.4	4.8%
S3-6	D ₁ (2.5)	48.3	4.9%
S3-7	D ₁ (3)	48.1	5.6%
S3-8	D ₁ (5)	49.3	6.8%
S3-9	D ₂ (1)	49.2	6.1%
S3-10	D ₃ (1)	49.4	5.7%
D3-1	D ₁ (6)	51.3	8.5%

As can be seen from Table 3, with the addition of fluoroether (0.1-5 wt %), the DC internal resistance and the thickness expansion rate of the fresh battery are improved to a certain extent, and the storage performance is slightly decreased when the addition amount is large, but it is still within the desired range. When the fluoroether content is more than 5 wt %, the DC internal resistance and the thickness expansion rate after storage at 60° C. of the fresh battery are deteriorated.

(4) To the basic electrolyte, 30 wt % of propyl propionate, 4 wt % of butanedinitrile (A1), 1 wt % of 1,3,6-hexanetricarbonitrile (B1) and a cyclic phosphonic anhydride of different contents as shown in Table 4 were added. The obtained electrolyte was injected to a battery prepared according to the above method. The DC internal resistance at 20% SOC and the capacity retention ratio of the battery were tested. The test results are shown in Table 4.

TABLE 4

	E (content, wt %)	DC internal resistance (mΩ) at 20% SOC			Capacity retention rate		
		Fresh battery	After 200 cycles	After 400 cycles	Fresh battery	After 200 cycles	After 400 cycles
S1-1	0	50.8	84.3	91.2	100%	93.5%	86.3%
S4-1	E ₁ (0.1)	48.3	51.5	88.2	100%	95.7%	90.1%
S4-2	E ₁ (0.5)	45.4	48.2	82.3	100%	96.3%	91.4%
S4-3	E ₁ (1)	44.6	47.1	80.5	100%	96.1%	90.7%
S4-4	E ₁ (2)	45.6	47.3	81.6	100%	95.2%	89.6%
S4-5	E ₁ (3)	45.9	49.1	89.4	100%	94.7%	88.5%
S4-6	E ₂ (1)	45.2	48.3	88.3	100%	95.3%	91.0%
S4-7	E ₃ (1)	45.3	48.7	89.5	100%	95.1%	90.8%
D4-1	E ₁ (4)	46.1	58.6	105.3	100%	92.1%	85.3%

It can be seen from Table 4 that with the addition of cyclic phosphonic anhydride (0.1-3 wt %), the DC internal resistance of the fresh battery and the battery after cycles is improved to a certain extent, which may be attributed to the relatively stable structure of the composite protective film formed by the combined additives; and the cycle performance is improved first and then deteriorated with the addition of the cyclic phosphonic anhydride. When the content is more than 3 wt %, the cycle performance is affected, which may be caused by the decomposition of the cyclic phosphonic anhydride.

(5) To the basic electrolyte, 30 wt % of propyl propionate, 4 wt % of butanedinitrile (A1), 1 wt % of 1,3,6-hexanetrinitrile (B1) and a fluoroether and a cyclic phosphonic anhydride of different contents as shown in Table 5 were added. The obtained electrolyte was injected to a battery prepared according to the above method. The DC internal resistance at 20% SOC, the 21-day thickness expansion rate at 60° C., and the capacity retention rate of the battery were tested. The test results are shown in Table 5.

TABLE 5

D ₁	E ₁	DC internal resistance (mΩ) at 20% SOC			21-day thickness expansion rate at 60° C.	Capacity retention rate			
		Fresh battery	After 200 cycles	After 400 cycles		Fresh battery	After 200 cycles	After 400 cycles	
S1-1	0	0	50.8	84.3	91.2	7.6%	100%	93.5%	86.3%
S3-1	0.1	0	50.2	83.1	90.4	6.2%	100%	94.2%	87.9%
S4-2	0	0.5	45.4	48.2	82.3	6.7%	100%	96.3%	91.4%
S5-1	0.1	0.5	44.7	47.2	80.8	6.0%	100%	96.4%	91.6%
S5-2	1	0.5	43.8	46.3	80.5	5.3%	100%	96.8%	91.7%
S5-3	1	0.3	44.1	48.2	79.3	4.3%	100%	97.1%	92.3%
S5-4	1	0.1	46.3	50.5	86.2	4.5%	100%	97.6%	92.9%
S5-5	3	2	43.5	47.1	81.3	4.0%	100%	94.8%	89.4%

As can be seen from Table 5, with the addition of the fluoroether and the cyclic phosphonic anhydride, the DC internal resistance, the storage performance and the cycle performance of the fresh battery and the battery after cycles are further improved.

(6) To the basic electrolyte, 30 wt % of propyl propionate, 4 wt % of butanedinitrile (A1), 1 wt % of 1,3,6-hexanetrinitrile (B1) and other additives of different contents as shown in Table 6 were added. The obtained electrolyte was injected to a battery prepared according to the above method. The voltage drop after storage at 3.2V and 85° C. for 24 h of the battery were tested. The test results are shown in Table 6.

TABLE 6

	VC (content: wt %)	VEC (content: wt %)	FEC (content: wt %)	PS (content: wt %)	DTD (content: wt %)	Voltage drop after storage at 3.2 V and 85° C. for 24 hrs
S6-1	0.5	—	—	—	—	0.35 V
S6-2	0.5	—	—	3	—	0.32 V
S6-3	0.5	—	—	3	0.5	0.23 V
S6-4	1	—	—	3	—	0.3 V
S6-5	1	—	3	3	—	0.20 V
S6-6	—	0.5	—	3	0.5	0.25 V
D6-1	—	—	—	—	—	0.4 V

The addition of the film-forming additives VC, VEC, FEC, PS, DTD can further improve the stability of the solid electrolytic interface (SEI) film of the battery. Using a combination of various additives is more conducive to

improve the stability of the battery, which is beneficial to the long-term storage of the battery and thus improves the battery reliability.

(7) To the basic electrolyte, 30 wt % of propyl propionate, 4 wt % of butanedinitrile (A1), 1 wt % of 1,3,6-hexanetrinitrile (B1) were added. The obtained electrolyte was injected to a battery prepared according to the above method. The electrode compaction density ratio (D1/D2) of the battery was changed according to Table 7, and the capacity retention rate of the battery was tested. The test results are shown in Table 7.

TABLE 7

	Compaction density ratio (D1/D2)	Capacity retention rate		
		Fresh battery	After 200 cycles	After 400 cycles
S7-1	0.8	100%	93.8%	89.3%
S7-2	0.9	100%	95.3%	90.1%

TABLE 7-continued

	Compaction density ratio (D1/D2)	Capacity retention rate		
		Fresh battery	After 200 cycles	After 400 cycles
S7-3	0.95	100%	95.9%	90.8%
S7-4	1.0	100%	96.8%	91.4%
S7-5	1.05	100%	95.8%	90.7%
S7-6	1.1	100%	95.2%	90.2%
S7-7	1.2	100%	93.7%	88.8%
D7-1	1.3	100%	91.2%	85.6%
D7-1	0.7	100%	90.5%	82.7%

As can be seen from Table 7, the electrode compaction density ratio (D1/D2) of the lithium ion battery has a significant effect on the cycle performance of the lithium ion battery. A too large or too small D1/D2 will damage the cycle performance of lithium-ion batteries. It can be seen that when D1/D2 is within the range of 0.8-1.2, a better cycle performance is obtained, possibly because the combined additives facilitate the reduction of the electrode interface resistance and the reduction of the cell polarization.

(8) To the basic electrolyte, 30 wt % of propyl propionate, 4 wt % of butanedinitrile (A1), 1 wt % of 1,3,6-hexanetrinitrile (B1) and a cyclic phosphonic anhydride of different contents as shown in Table 8 were added. The obtained electrolyte was injected to a battery prepared according to the above method. The electrode compaction density ratio (D1/D2) was changed according to Table 8, and

the capacity retention rate of the obtained battery was tested. The test results are shown in Table 8.

TABLE 8

	D ₁ (content:)	E ₁ (content:)	G	Capacity retention rate		
				Fresh battery	After 200 cycles	After 400 cycles
S8-1	1	—	0.8	100%	94.9%	90.1%
S8-2	1	—	1.0	100%	97.3%	92.5%
S8-3	1	—	1.2	100%	94.8%	89.9%
S8-4	—	0.3	0.8	100%	94.3%	89.6%
S85	—	0.3	1.0	100%	97.9%	92.2%
S8-6	—	0.3	1.2	100%	95.0%	90.5%
S8-7	1	0.3	1.0	100%	98.1%	93.3%

With the addition of the fluoroether or the cyclic phosphonic anhydride, the cycle performance of the lithium ion battery is further improved when the electrode compaction density of the battery is within the range of 0.8-1.2.

(9) To the basic electrolyte, 30 wt % of propyl propionate, 4 wt % of butanedinitrile (A1), 1 wt % of 1,3,6-hexanetricarbonitrile (B1) and a cyclic carboxylate ester of different contents as shown in Table 9 were added. The obtained electrolyte was injected to a battery prepared according to the above method. The capacity retention rate after intermittent cycle of the obtained battery was tested. The test results are shown in Table 9.

TABLE 9

	H (content: wt %)	Capacity retention rate after intermittent cycle			
		Fresh battery	After 30 cycles	After 50 cycles	After 100 cycles
S1-1	0	100%	73.80%	64.30%	54.50%
S9-1	H ₁ (1)	100%	82.50%	74.60%	64.20%
S9-2	H ₁ (10)	100%	87.20%	81.40%	77.20%
S9-3	H ₁ (20)	100%	86.20%	81.30%	78.00%
S9-4	H ₁ (30)	100%	88.30%	83.30%	79.80%
S9-5	H ₁ (40)	100%	87.50%	80.60%	75.20%
S9-6	H ₁ (50)	100%	86.30%	74.40%	63.20%
S9-7	H ₁ (60)	100%	85.20%	71.60%	57.60%
S9-8	H ₂ (1)	100%	81.80%	73.20%	61.80%
S9-9	H ₂ (10)	100%	86.50%	80.80%	76.10%
S9-10	H ₂ (20)	100%	85.30%	81.30%	77.10%
S9-11	H ₂ (30)	100%	88.10%	83.00%	79.30%
S9-12	H ₂ (40)	100%	87.10%	80.10%	74.80%
S9-13	H ₂ (50)	100%	85.20%	73.70%	61.90%
S9-14	H ₂ (60)	100%	82.20%	70.10%	55.90%

The capacity retention rate after intermittent cycle of the battery increases with the increase of the amount of the cyclic carboxylate ester, possibly because the cyclic carboxylate forms a passivated film on the surface of the cathode. However, when the cyclic carboxylate ester content is close to 40 wt %, the intermittent cycle performance deteriorates to a certain extent, which is mainly caused by a side reaction between LiPF₆ and the cyclic carboxylate ester. Therefore, the amount of the cyclic carboxylate ester is preferably moderate and should not be too large.

References throughout the specification to “some embodiments”, “partial embodiments”, “one embodiment”, “another example”, “example”, “specific example” or “partial examples” mean that at least one embodiment or example of the application includes specific features, structures, materials or characteristics described in the embodiments or examples. Thus, the descriptions appear throughout the specification, such as “in some embodiments”, “in an embodiment”, “in one embodiment”, “in another example”,

“in an example”, “in a particular example” or “for example”, are not necessarily the same embodiment or example in the application. Furthermore, the particular features, structures, materials or characteristics herein may be combined in any suitable manner in one or more embodiments or examples.

While the illustrative embodiments have been shown and described, it will be understood by those skilled in the art that the embodiments are not to be construed as limiting the present invention, and modifications, substitutions and changes can be made to the embodiments without departing from the spirit and scope of the present application.

The above-described embodiments of the present invention are intended to be illustrative only. Numerous alternative embodiments may be devised by persons skilled in the art without departing from the scope of the following claims.

The invention claimed is:

1. An electrolyte, comprising a dinitrile compound, a trinitrile compound, and propyl propionate, wherein, based on a total weight of the electrolyte, a weight percentage of the dinitrile compound is X, a weight percentage of the trinitrile compound is Y and a weight percentage of the propyl propionate is Z; wherein,

$$\text{about } 2.2 \text{ wt \%} \leq (X+Y) \leq \text{about } 8 \text{ wt \%},$$

$$\text{about } 0.1 \leq (X/Y) \leq \text{about } 2.3,$$

$$5 \text{ wt \%} \leq Z \leq 20 \text{ wt \%} \text{ or } 30 \text{ wt \%} \leq Z \leq 50 \text{ wt \%}, \text{ and}$$

$$\text{about } 0.02 \leq (Y/Z) \leq \text{about } 0.3;$$

wherein the dinitrile compound is one or more compounds selected from the group consisting of butanedinitrile, adiponitrile, ethylene glycol bis(2-cyanoethyl) ether, and 1,4-dicyano-2-butene; and the trinitrile compound is one or more compounds selected from the group consisting of 1,3,6-hexanetricarbonitrile, 1,2,6-hexanetricarbonitrile and 1,2,3-tris(2-cyanoethoxy)propane;

wherein the electrolyte further comprises a compound having a sulfur-oxygen double bond.

2. The electrolyte according to claim 1, wherein, the dinitrile compound comprises adiponitrile, wherein,

$$0.1 \leq a \text{ weight percentage of the adiponitrile} + a \text{ weight percentage of the trinitrile compound} \leq 2.3,$$

where the weight percent of the adiponitrile is based on the total weight of the electrolyte, and the weight percent of the trinitrile compound is based on the total weight of the electrolyte.


3. The electrolyte according to claim 1, wherein the compound having a sulfur-oxygen double bond comprises 1,3-propanesultone, based on the total weight of the electrolyte, a weight percentage of the 1,3-propanesultone is not less than 0.1 wt %, and not greater than 3 wt %.

4. The electrolyte according to claim 1, wherein $0.1 \leq X/Y \leq 2.0$.

5. The electrolyte according to claim 1, wherein $0.025 \leq Y/Z \leq 0.3$.

6. The electrolyte according to claim 1, wherein X is 0.01-10 wt %, Y is 0.01-10 wt %.

7. The electrolyte according to claim 1, further comprising a fluoroether comprising at least one of the compounds of Formula (8), Formula (9), Formula (10) or Formula (11):



35

wherein Formulae (8), (9), (10), and (11), Rf1 and Rf2 are each independently a linear or branched C₁ to C₁₂ fluoroalkyl group having at least one hydrogen atom substituted with fluoro, R is a linear or branched C₁ to C₁₂ alkyl group, and R' is a linear or branched C₁ to C₅ alkylene group, and n is an integer from 1 to 5; wherein based on the total weight of the electrolyte, a weight percentage of the fluoroether is greater than 0.01 wt %, and less than 5 wt %.

8. The electrolyte according to claim 7, wherein Rf1 or Rf2 is each independently a fluoroalkyl group selected from the group consisting of HCF₂-, CF₃-, HCF₂CF₂-, CH₃CF₂-, CF₃CH₂-, CF₃CF₂-, (CF₃)₂CH-, HCF₂CF₂CH₂-, CF₃CH₂CH₂-, HCF₂CF₂CF₂CH₂-, HCF₂CF₂CF₂CF₂CH₂-, CF₃CF₂CH₂-, CF₃CFHCF₂CH₂-, HCF₂CF(CF₃)CH₂-, and CF₃CF₂CH₂CH₂-.

9. The electrolyte according to claim 7, wherein the fluoroether is one selected from the group consisting of: HCF₂CF₂CH₂OOCF₂CF₂H, (CF₃)₂CFCF(CF₂CF₃)(OCH₃), CF₃CHF₂CH(CH₃)OCF₂CHF₂CF₃, HCF₂CF₂CH₂OOCF₂CF₂CF₂H, HCF₂CF₂OCH₂CF₂H, HCF₂CF₂OCH₂CH₂OOCF₂CF₂H, HCF₂CF₂OCH₂CH₂CH₂OOCF₂CF₂H, HCF₂CF₂CH₂OOCF₂CF₂H, HCF₂CF₂OCH₂CH₂OOCF₂CF₂H, CH₃OCH₂CH₂OCH₂CH₂F, CH₃OCH₂CH₂OCH₂CF₃, CH₃OCH₂CH(CH₃)OCH₂CH₂F, CH₃OCH₂CH(CH₃)OCH₂CF₃, FCH₂CH₂OCH₂CH₂OCH₂CH₂F, FCH₂CH₂OCH₂CH(CH₃)OCH₂CH₂F, (CH₂CH₂O)₂CH₂CF₃, CF₃CH₂OCH₂CH(CH₃)OCH₂CF₃, and any combination thereof.

10. The electrolyte according to claim 1, further comprising a cyclic phosphonic anhydride, based on the total weight of the electrolyte, a weight percentage of cyclic phosphonic anhydride is not less than 0.01 wt %, and not greater than 3 wt %.

11. The electrolyte according to claim 1, further comprising a cyclic carboxylate ester, including γ -butyrolactone or γ -valerolactone or a combination thereof.

12. An electrochemical device, wherein the electrochemical device comprises electrodes and an electrolyte comprising a dinitrile compound, a trinitrile compound, and propyl propionate, wherein, based on the total weight of the electrolyte, the weight percentage of the dinitrile compound is X, the weight percentage of the trinitrile compound is Y and a weight percentage of the propyl propionate is Z; wherein,

$$\text{about } 2.2 \text{ wt } \% \leq (X+Y) \leq \text{about } 8 \text{ wt } \%,$$

$$\text{about } 0.1 \leq (X/Y) \leq \text{about } 2.3,$$

$$\text{about } 5 \text{ wt } \% \leq Z \leq 20 \text{ wt } \% \text{ or } 30 \text{ wt } \% \leq Z \leq 50 \text{ wt } \%,$$

and

$$\text{about } 0.02 \leq (Y/Z) \leq \text{about } 0.3;$$

wherein the dinitrile compound is one or more compounds selected from the group consisting of butanedinitrile, adiponitrile, ethylene glycol bis(2-cyanoethyl) ether, and 1,4-dicyano-2-butene; and the trinitrile compound is one or more compounds selected from the group consisting of 1,3,6-hexanetricarbonitrile, 1,2,6-hexanetricarbonitrile and 1,2,3-tris(2-cyanoethoxy)propane;

wherein the electrolyte further comprises a compound having a sulfur-oxygen double bond.

13. The electrochemical device according to claim 12, wherein the electrode comprises a cathode, the cathode comprises a current collector, a single-sided coating and a double-sided coating;

36

a first part of the current collector is provided with the single-sided coating and a second part of the current collector is provided with the double-sided coating; an electrode compaction density of the single-sided coating is D1, and, an electrode compaction density of the double-sided coating is D2, wherein, about $0.8 \leq D1/D2 \leq \text{about } 1.2$; and,

$$3.5 \text{ g/cm}^3 \leq D2 \leq 4.3 \text{ g/cm}^3.$$

14. The electrochemical device according to claim 13, wherein,

both the single-sided coating and the double-sided coating are present on the same electrode; or, only a single-sided coating or a double-sided coating present on the same electrode.

15. The electrochemical device according to claim 13, wherein the electrode comprises an anode,

the anode comprises a current collector, a single-sided coating and a double-sided coating;

a first part of the current collector is provided with the single-sided coating and a second part of the current collector is provided with the double-sided coating; an electrode compaction density of the single-sided coating is D1, and, an electrode compaction density of the double-sided coating is D2, wherein, about $0.8 \leq D1/D2 \leq \text{about } 1.2$; and,

$$1.2 \text{ g/cm}^3 \leq D2 \leq 1.8 \text{ g/cm}^3.$$

16. The electrochemical device according to claim 12, wherein the dinitrile compound comprises adiponitrile, wherein,

$$0.1 \leq \text{a weight percentage of the adiponitrile} + \text{a weight percentage of the trinitrile compounds} \leq 2.3,$$

where the weight percent of the adiponitrile is based on the total weight of the electrolyte, and the weight percent of the trinitrile compound is based on the total weight of the electrolyte.

17. The electrochemical device according to claim 12, wherein, the compound having a sulfur-oxygen double bond comprises 1,3-propanesultone, based on the total weight of the electrolyte, a weight percentage of the 1,3-propanesultone is not less than 0.1 wt %, and not greater than 3 wt %.

18. The electrochemical device according to claim 12, wherein X is 0.01-10 wt %, Y is 0.01-10 wt %.

19. The electrochemical device according to claim 12, wherein $0.1 \leq X/Y \leq 2.0$.

20. An electrolyte, comprising a dinitrile compound, a trinitrile compound, and propyl propionate, wherein, based on a total weight of the electrolyte, a weight percentage of the dinitrile compound is X, a weight percentage of the trinitrile compound is Y and a weight percentage of the propyl propionate is Z; wherein,

$$\text{about } 2.2 \text{ wt } \% \leq (X+Y) \leq \text{about } 8 \text{ wt } \%,$$

$$\text{about } 0.1 \leq (X/Y) \leq \text{about } 6,$$

$$5 \text{ wt } \% \leq Z \leq 20 \text{ wt } \% \text{ or } 30 \text{ wt } \% \leq Z \leq 50 \text{ wt } \%, \text{ and}$$

$$\text{about } 0.01 \leq (Y/Z) \leq \text{about } 0.3;$$

wherein the dinitrile compound comprises at least one selected from the group consisting of butanedinitrile, adiponitrile, ethylene glycol bis(2-cyanoethyl) ether, and 1,4-dicyano-2-butene; and the trinitrile compound is one or more compounds selected from the group consisting of

1,3,6-hexanetricarbonitrile, 1,2,6-hexanetricarbonitrile and 1,2,3-tris(2-cyanoethoxy)propane;

wherein the electrolyte further comprises 1,3-propanesultone and fluoroethylene carbonate; wherein,

based on the total weight of the electrolyte, a weight percentage of the 1,3-propanesultone is not less than 0.1 wt %, and not greater than 3 wt %.

21. The electrolyte according to claim 20, wherein, the dinitrile compound comprises adiponitrile, wherein,

$0.1 \leq a$ weight percentage of the adiponitrile + a weight percentage of the trinitrile compounds ≤ 2.3 ,

where the weight percent of the adiponitrile is based on the total weight of the electrolyte, and the weight percent of the trinitrile compound is based on the total weight of the electrolyte.

22. The electrolyte according to claim 20, wherein X is 0.01-10 wt %, Y is 0.01-10 wt %.

23. The electrolyte according to claim 20, wherein $0.2 \leq X/Y \leq 5$.

24. The electrolyte according to claim 20, wherein $2.2 \text{ wt } \% \leq X+Y \leq 8 \text{ wt } \%$, and $0.1 \leq X/Y \leq 2.3$.

25. The electrolyte according to claim 20, wherein $0.1 \leq X/Y \leq 2.0$.

26. The electrolyte according to claim 20, wherein $0.025 \leq Y/Z \leq 0.3$.

* * * * *