

Charles M. Lizza
William C. Baton
SAUL EWING LLP
One Riverfront Plaza, Suite 1520
Newark, New Jersey 07102-5426
(973) 286-6700
clizza@saul.com

*Attorneys for Plaintiff
Jazz Pharmaceuticals, Inc.*

**UNITED STATES DISTRICT COURT
DISTRICT OF NEW JERSEY**

JAZZ PHARMACEUTICALS, INC.,

Plaintiff,

v.

ROXANE LABORATORIES, INC.,

Defendant.

Civil Action No. _____

**COMPLAINT FOR
PATENT INFRINGEMENT**

(Filed Electronically)

Plaintiff Jazz Pharmaceuticals, Inc. ("Jazz Pharmaceuticals"), by its undersigned attorneys, for its Complaint against defendant Roxane Laboratories, Inc. ("Roxane"), alleges as follows:

Nature of the Action

1. This is an action for patent infringement under the patent laws of the United States, 35 U.S.C. §100, *et seq.*, arising from Roxane's filing of an Abbreviated New Drug Application ("ANDA") with the United States Food and Drug Administration ("FDA") seeking approval to commercially market a generic version of Jazz Pharmaceuticals' XYREM[®] drug product prior to the expiration of United States Patent Nos. 6,780,889 (the "'889 patent"), 7,262,219 (the "'219 patent"), 7,668,730 (the "'730 patent"), 7,765,106 (the "'106 patent"),

and 7,765,107 (the “107 patent”) owned by Jazz Pharmaceuticals (collectively, “the patents-in-suit”).

The Parties

2. Plaintiff Jazz Pharmaceuticals is a corporation organized and existing under the laws of the State of Delaware, having a principal place of business at 3180 Porter Drive, Palo Alto, California 94304.

3. On information and belief, defendant Roxane is a corporation organized under the laws of Nevada, having a principal place of business at 1809 Wilson Road, Columbus, Ohio 43228.

4. On information and belief, Roxane is registered to do business in the State of New Jersey, and maintains a registered agent for service of process in New Jersey. On information and belief, Roxane regularly transacts business within this judicial district. Further, on information and belief, Roxane develops numerous generic drugs for sale and use throughout the United States, including in this judicial district. On information and belief, Roxane has litigated patent cases in this district in the past without contesting personal jurisdiction, and, in at least some of those actions, Roxane has asserted counterclaims.

Jurisdiction and Venue

5. This Court has jurisdiction over the subject matter of this action pursuant to 28 U.S.C. §§ 1331, 1338(a), 2201, and 2202.

6. This Court has personal jurisdiction over Roxane by virtue of, *inter alia*, its systematic and continuous contacts with the State of New Jersey. On information and belief, Roxane has purposefully availed itself of this forum by, among other things, making, shipping, using, offering to sell or selling, or causing others to use, offer to sell, or sell, pharmaceutical

products in the State of New Jersey and deriving revenue from such activities. Further, on information and belief, Roxane has customers in the State of New Jersey.

7. Venue is proper in this district pursuant to 28 U.S.C. §§ 1391 and 1400(b).

The Patents in Suit

8. On August 24, 2004, the United States Patent and Trademark Office (“USPTO”) duly and lawfully issued the ’889 patent, entitled “Microbiologically Sound and Stable Solutions of Gamma-Hydroxybutyrate Salt for the Treatment of Narcolepsy” to inventors Harry Cook, Martha Hamilton, Douglas Danielson, Colette Goderstad and Dayton Reardan. A copy of the ’889 patent is attached hereto as Exhibit A.

9. On August 28, 2007, the USPTO duly and lawfully issued the ’219 patent, entitled “Microbiologically Sound and Stable Solutions of Gamma-Hydroxybutyrate Salt for the Treatment of Narcolepsy” to inventors Harry Cook, Martha Hamilton, Douglas Danielson, Colette Goderstad and Dayton Reardan. A copy of the ’219 patent is attached hereto as Exhibit B.

10. On February 23, 2010, the USPTO duly and lawfully issued the ’730 patent, entitled “Sensitive Drug Distribution System and Method” to inventors Dayton Reardan, Patti Engle and Bob Gagne. A copy of the ’730 patent is attached hereto as Exhibit C.

11. On July 27, 2010, the USPTO duly and lawfully issued the ’106 patent, entitled “Sensitive Drug Distribution System and Method” to inventors Dayton Reardan, Patti Engle and Bob Gagne. A copy of the ’106 patent is attached hereto as Exhibit D.

12. On July 27, 2010, the USPTO duly and lawfully issued the ’107 patent, entitled “Sensitive Drug Distribution System and Method” to inventors Dayton Reardan, Patti Engle and Bob Gagne. A copy of the ’107 patent is attached hereto as Exhibit E.

The XYREM® Drug Product

13. Jazz Pharmaceuticals holds an approved New Drug Application (“NDA”) under Section 505(a) of the Federal Food Drug and Cosmetic Act (“FFDCA”), 21 U.S.C. § 355(a), for sodium oxybate oral solution (NDA No. 21-196), which it sells under the trade name XYREM®. The claims of the patents-in-suit cover, *inter alia*, pharmaceutical compositions containing sodium oxybate, and methods of use and administration of sodium oxybate or pharmaceutical compositions containing sodium oxybate. Jazz Pharmaceuticals owns the patents-in-suit.

14. Pursuant to 21 U.S.C. § 355(b)(1) and attendant FDA regulations, the ’889, ’219, ’730, ’106 and ’107 patents are listed in the FDA publication, “Approved Drug Products with Therapeutic Equivalence Evaluations” (the “Orange Book”), with respect to XYREM®.

Acts Giving Rise to this Suit

15. Pursuant to Section 505 of the FFDCA, Roxane filed ANDA No. 202-090 (“Roxane’s ANDA”) seeking approval to engage in the commercial use, manufacture, sale, offer for sale or importation of 500 mg/ml sodium oxybate oral solution (“Roxane’s Proposed Product”), before the patents-in-suit expire.

16. In connection with the filing of its ANDA as described in the preceding paragraph, Roxane has provided a written certification to the FDA, as called for by Section 505 of the FFDCA, alleging that the claims of the patents-in-suit are invalid, unenforceable, and/or will not be infringed by the activities described in Roxane’s ANDA.

17. No earlier than October 14, 2010, Roxane sent written notice of its ANDA certification to Jazz Pharmaceuticals (“Roxane’s Notice Letter”). Roxane’s Notice Letter alleged that the claims of the patents-in-suit are invalid, unenforceable, and/or will not be infringed by the activities described in Roxane’s ANDA. Roxane’s Notice Letter also

informed Jazz Pharmaceuticals that Roxane seeks approval to market Roxane's Proposed Product before the patents-in-suit expire.

18. In Roxane's Notice Letter, it offered to provide access to certain confidential information and materials within Roxane's ANDA that would allow Jazz Pharmaceuticals to confirm Roxane's infringement of the patents-in-suit. In response, Jazz Pharmaceuticals wrote to Roxane regarding the terms of this offer and requesting access. To date, Roxane has not responded to this inquiry or provided any portion of its ANDA to counsel for Jazz Pharmaceuticals.

Count I: Infringement of the '889 Patent

19. Plaintiff repeats and realleges the allegations of paragraphs 1-18 as though fully set forth herein.

20. Roxane's submission of its ANDA to obtain approval to engage in the commercial use, manufacture, sale, offer for sale, or importation of sodium oxybate oral solution, prior to the expiration of the '889 patent, constitutes infringement of one or more of the claims of that patent under 35 U.S.C. § 271(e)(2)(A).

21. There is a justiciable controversy between the parties hereto as to the infringement of the '889 patent.

22. Unless enjoined by this Court, upon FDA approval of Roxane's ANDA, Roxane will infringe the '889 patent under 35 U.S.C. § 271(a) by making, using, offering to sell, importing, and/or selling Roxane's Proposed Product in the United States.

23. Unless enjoined by this Court, upon FDA approval of Roxane's ANDA, Roxane will induce infringement of the '889 patent under 35 U.S.C. § 271(b) by making, using, offering to sell, importing, and/or selling Roxane's Proposed Product in the United States. On information and belief, upon FDA approval of Roxane's ANDA, Roxane will intentionally

encourage acts of direct infringement with knowledge of the '889 patent and knowledge that its acts are encouraging infringement.

24. Unless enjoined by this Court, upon FDA approval of Roxane's ANDA, Roxane will contributorily infringe the '889 patent under 35 U.S.C. § 271(c) by making, using, offering to sell, importing, and/or selling Roxane's Proposed Product in the United States. On information and belief, Roxane has had and continues to have knowledge that Roxane's Proposed Product is especially adapted for a use that infringes the '889 patent and that there is no substantial non-infringing use for Roxane's Proposed Product.

25. Jazz Pharmaceuticals will be substantially and irreparably damaged and harmed if Roxane's infringement of the '889 patent is not enjoined.

26. Jazz Pharmaceuticals does not have an adequate remedy at law.

27. This case is an exceptional one, and Jazz Pharmaceuticals is entitled to an award of its reasonable attorneys' fees under 35 U.S.C. § 285.

Count II: Infringement of the '219 Patent

28. Plaintiff repeats and realleges the allegations of paragraphs 1-27 as though fully set forth herein.

29. Roxane's submission of its ANDA to obtain approval to engage in the commercial use, manufacture, sale, offer for sale, or importation of sodium oxybate oral solution, prior to the expiration of the '219 patent, constitutes infringement of one or more of the claims of that patent under 35 U.S.C. § 271(e)(2)(A).

30. There is a justiciable controversy between the parties hereto as to the infringement of the '219 patent.

31. Unless enjoined by this Court, upon FDA approval of Roxane's ANDA, Roxane will infringe the '219 patent under 35 U.S.C. § 271(a) by making, using, offering to sell, importing, and/or selling Roxane's Proposed Product in the United States.

32. Unless enjoined by this Court, upon FDA approval of Roxane's ANDA, Roxane will induce infringement of the '219 patent under 35 U.S.C. § 271(b) by making, using, offering to sell, importing, and/or selling Roxane's Proposed Product in the United States. On information and belief, upon FDA approval of Roxane's ANDA, Roxane will intentionally encourage acts of direct infringement with knowledge of the '219 patent and knowledge that its acts are encouraging infringement.

33. Unless enjoined by this Court, upon FDA approval of Roxane's ANDA, Roxane will contributorily infringe the '219 patent under 35 U.S.C. § 271(c) by making, using, offering to sell, importing, and/or selling Roxane's Proposed Product in the United States. On information and belief, Roxane has had and continues to have knowledge that Roxane's Proposed Product is especially adapted for a use that infringes the '219 patent and that there is no substantial non-infringing use for Roxane's Proposed Product.

34. Jazz Pharmaceuticals will be substantially and irreparably damaged and harmed if Roxane's infringement of the '219 patent is not enjoined.

35. Jazz Pharmaceuticals does not have an adequate remedy at law.

36. This case is an exceptional one, and Jazz Pharmaceuticals is entitled to an award of its reasonable attorneys' fees under 35 U.S.C. § 285.

Count III: Infringement of the '730 Patent

37. Plaintiff repeats and realleges the allegations of paragraphs 1-36 as though fully set forth herein.

38. Roxane's submission of its ANDA to obtain approval to engage in the commercial use, manufacture, sale, offer for sale, or importation of sodium oxybate oral solution, prior to the expiration of the '730 patent, constitutes infringement of one or more of the claims of that patent under 35 U.S.C. § 271(e)(2)(A).

39. There is a justiciable controversy between the parties hereto as to the infringement of the '730 patent.

40. Unless enjoined by this Court, upon FDA approval of Roxane's ANDA, Roxane will infringe the '730 patent under 35 U.S.C. § 271(a) by making, using, offering to sell, importing, and/or selling Roxane's Proposed Product in the United States.

41. Unless enjoined by this Court, upon FDA approval of Roxane's ANDA, Roxane will induce infringement of the '730 patent under 35 U.S.C. § 271(b) by making, using, offering to sell, importing, and/or selling Roxane's Proposed Product in the United States. On information and belief, upon FDA approval of Roxane's ANDA, Roxane will intentionally encourage acts of direct infringement with knowledge of the '730 patent and knowledge that its acts are encouraging infringement.

42. Unless enjoined by this Court, upon FDA approval of Roxane's ANDA, Roxane will contributorily infringe the '730 patent under 35 U.S.C. § 271(c) by making, using, offering to sell, importing, and/or selling Roxane's Proposed Product in the United States. On information and belief, Roxane has had and continues to have knowledge that Roxane's Proposed Product is especially adapted for a use that infringes the '730 patent and that there is no substantial non-infringing use for Roxane's Proposed Product.

43. Jazz Pharmaceuticals will be substantially and irreparably damaged and harmed if Roxane's infringement of the '730 patent is not enjoined.

44. Jazz Pharmaceuticals does not have an adequate remedy at law.

45. This case is an exceptional one, and Jazz Pharmaceuticals is entitled to an award of its reasonable attorneys' fees under 35 U.S.C. § 285.

Count IV: Infringement of the '106 Patent

46. Plaintiff repeats and realleges the allegations of paragraphs 1-45 as though fully set forth herein.

47. Roxane's submission of its ANDA to obtain approval to engage in the commercial use, manufacture, sale, offer for sale, or importation of sodium oxybate oral solution, prior to the expiration of the '106 patent, constitutes infringement of one or more of the claims of that patent under 35 U.S.C. § 271(e)(2)(A).

48. There is a justiciable controversy between the parties hereto as to the infringement of the '106 patent.

49. Unless enjoined by this Court, upon FDA approval of Roxane's ANDA, Roxane will infringe the '106 patent under 35 U.S.C. § 271(a) by making, using, offering to sell, importing, and/or selling Roxane's Proposed Product in the United States.

50. Unless enjoined by this Court, upon FDA approval of Roxane's ANDA, Roxane will induce infringement of the '106 patent under 35 U.S.C. § 271(b) by making, using, offering to sell, importing, and/or selling Roxane's Proposed Product in the United States. On information and belief, upon FDA approval of Roxane's ANDA, Roxane will intentionally encourage acts of direct infringement with knowledge of the '106 patent and knowledge that its acts are encouraging infringement.

51. Unless enjoined by this Court, upon FDA approval of Roxane's ANDA, Roxane will contributorily infringe the '106 patent under 35 U.S.C. § 271(c) by making, using, offering to sell, importing, and/or selling Roxane's Proposed Product in the United States. On

information and belief, Roxane has had and continues to have knowledge that Roxane's Proposed Product is especially adapted for a use that infringes the '106 patent and that there is no substantial non-infringing use for Roxane's Proposed Product.

52. Jazz Pharmaceuticals will be substantially and irreparably damaged and harmed if Roxane's infringement of the '106 patent is not enjoined.

53. Jazz Pharmaceuticals does not have an adequate remedy at law.

54. This case is an exceptional one, and Jazz Pharmaceuticals is entitled to an award of its reasonable attorneys' fees under 35 U.S.C. § 285.

Count V: Infringement of the '107 Patent

55. Plaintiff repeats and realleges the allegations of paragraphs 1-54 as though fully set forth herein.

56. Roxane's submission of its ANDA to obtain approval to engage in the commercial use, manufacture, sale, offer for sale, or importation of sodium oxybate oral solution, prior to the expiration of the '107 patent, constitutes infringement of one or more of the claims of that patent under 35 U.S.C. § 271(e)(2)(A).

57. There is a justiciable controversy between the parties hereto as to the infringement of the '107 patent.

58. Unless enjoined by this Court, upon FDA approval of Roxane's ANDA, Roxane will infringe the '107 patent under 35 U.S.C. § 271(a) by making, using, offering to sell, importing, and/or selling Roxane's Proposed Product in the United States.

59. Unless enjoined by this Court, upon FDA approval of Roxane's ANDA, Roxane will induce infringement of the '107 patent under 35 U.S.C. § 271(b) by making, using, offering to sell, importing, and/or selling Roxane's Proposed Product in the United States. On information and belief, upon FDA approval of Roxane's ANDA, Roxane will intentionally

encourage acts of direct infringement with knowledge of the '107 patent and knowledge that its acts are encouraging infringement.

60. Unless enjoined by this Court, upon FDA approval of Roxane's ANDA, Roxane will contributorily infringe the '107 patent under 35 U.S.C. § 271(c) by making, using, offering to sell, importing, and/or selling Roxane's Proposed Product in the United States. On information and belief, Roxane has had and continues to have knowledge that Roxane's Proposed Product is especially adapted for a use that infringes the '107 patent and that there is no substantial non-infringing use for Roxane's Proposed Product.

61. Jazz Pharmaceuticals will be substantially and irreparably damaged and harmed if Roxane's infringement of the '107 patent is not enjoined.

62. Jazz Pharmaceuticals does not have an adequate remedy at law.

63. This case is an exceptional one, and Jazz Pharmaceuticals is entitled to an award of its reasonable attorneys' fees under 35 U.S.C. § 285.

PRAYER FOR RELIEF

WHEREFORE, Plaintiff Jazz Pharmaceuticals respectfully requests the following relief:

(A) A Judgment be entered that Roxane has infringed the '889, '219, '730, '106 and '107 patents by submitting ANDA No. 202-090;

(B) A Judgment be entered that Roxane has infringed, and that Roxane's making, using, selling, offering to sell, or importing Roxane's Proposed Product will infringe one or more claims of the '889, '219, '730, '106 and '107 patents;

(C) An Order that the effective date of FDA approval of ANDA No. 202-090 be a date which is not earlier than the later of the expiration of the '889, '219, '730, '106 and '107 patents, or any later expiration of exclusivity to which Plaintiff is or becomes entitled;

(D) Preliminary and permanent injunctions enjoining Roxane and its officers, agents, attorneys and employees, and those acting in privity or concert with them, from making, using, selling, offering to sell, or importing Roxane's Proposed Product until after the expiration of the '889, '219, '730, '106 and '107 patents, or any later expiration of exclusivity to which Plaintiff is or becomes entitled;

(E) A permanent injunction be issued, pursuant to 35 U.S.C. § 271(e)(4)(B), restraining and enjoining Roxane, its officers, agents, attorneys and employees, and those acting in privity or concert with them, from practicing any compounds, methods or compositions as claimed in the '889, '219, '730, '106 and '107 patents, or from actively inducing or contributing to the infringement of any claim of any of the patents-in-suit, until after the expiration of the patents-in-suit, or any later expiration of exclusivity to which Plaintiff is or becomes entitled;

(F) A Declaration that the commercial manufacture, use, importation into the United States, sale, or offer for sale of Roxane's Proposed Product will directly infringe, induce and/or contribute to infringement of the '889, '219, '730, '106 and '107 patents;

(G) To the extent that Roxane has committed any acts with respect to the compounds, methods or compositions claimed in the '889, '219, '730, '106 and '107 patents, other than those acts expressly exempted by 35 U.S.C. § 271(e)(1), that Plaintiff Jazz Pharmaceuticals be awarded damages for such acts;

(H) If Roxane engages in the commercial manufacture, use, importation into the United States, sale, or offer for sale of Roxane's Proposed Product prior to the expiration of the '889, '219, '730, '106 and '107 patents, a Judgment awarding damages to Plaintiff Jazz Pharmaceuticals resulting from such infringement, together with interest;

(I) Attorneys' fees in this action as an exceptional case pursuant to 35 U.S.C. § 285;

(J) Costs and expenses in this action; and

(K) Such further and other relief as this Court may deem just and proper.

Dated: November 22, 2010

By: s/ Charles M. Lizza

Charles M. Lizza

William C. Baton

SAUL EWING

One Riverfront Plaza, Suite 1520

Newark, New Jersey 07102-5426

(973) 286-6700

clizza@saul.com

Of Counsel:

F. Dominic Cerrito

Daniel L. Malone

JONES DAY

222 East 41st Street

New York, New York 10017-6702

(212) 326-3939

Richard G. Greco

KAYE SCHOLER LLP

425 Park Avenue

New York, New York 10022-3598

(212) 836-8500

Attorneys for Plaintiff

Jazz Pharmaceuticals, Inc.

CERTIFICATION PURSUANT TO L. CIV. R. 11.2

I hereby certify that, to the best of my knowledge, the matter in controversy is not the subject of any other action pending in any court, or of any pending arbitration or administrative proceeding.

Dated: November 22, 2010

By: s/ Charles M. Lizza

Charles M. Lizza

William C. Baton

SAUL EWING

One Riverfront Plaza, Suite 1520

Newark, New Jersey 07102-5426

(973) 286-6700

clizza@saul.com

Of Counsel:

F. Dominic Cerrito

Daniel L. Malone

JONES DAY

222 East 41st Street

New York, New York 10017-6702

(212) 326-3939

Attorneys for Plaintiff

Jazz Pharmaceuticals, Inc.

Richard G. Greco

KAYE SCHOLER LLP

425 Park Avenue

New York, New York 10022-3598

(212) 836-8500

CIVIL COVER SHEET

The JS 44 civil cover sheet and the information contained herein neither replace nor supplement the filing and service of pleadings or other papers as required by law, except as provided by local rules of court. This form, approved by the Judicial Conference of the United States in September 1974, is required for the use of the Clerk of Court for the purpose of initiating the civil docket sheet. (SEE INSTRUCTIONS ON THE REVERSE OF THE FORM.)

I. (a) PLAINTIFFS

Jazz Pharmaceuticals, Inc.

(b) County of Residence of First Listed Plaintiff Santa Clara, CA
(EXCEPT IN U.S. PLAINTIFF CASES)

(c) Attorney's (Firm Name, Address, and Telephone Number)

Charles M. Lizza, Esq., Saul Ewing LLP, One Riverfront Plaza,
Newark, New Jersey 07102-5426, (973) 286-6700, clizza@saul.com

DEFENDANTS

Roxane Laboratories, Inc.

County of Residence of First Listed Defendant Franklin, OH
(IN U.S. PLAINTIFF CASES ONLY)

NOTE: IN LAND CONDEMNATION CASES, USE THE LOCATION OF THE
LAND INVOLVED.

Attorneys (If Known)

II. BASIS OF JURISDICTION (Place an "X" in One Box Only)

- ☐ 1 U.S. Government Plaintiff
- ☒ 3 Federal Question (U.S. Government Not a Party)
- ☐ 2 U.S. Government Defendant
- ☐ 4 Diversity (Indicate Citizenship of Parties in Item III)

III. CITIZENSHIP OF PRINCIPAL PARTIES (Place an "X" in One Box for Plaintiff and One Box for Defendant)

- | | | | | | |
|---|----------------------------|----------------------------|---|----------------------------|----------------------------|
| | PTF | DEF | | PTF | DEF |
| Citizen of This State | <input type="checkbox"/> 1 | <input type="checkbox"/> 1 | Incorporated or Principal Place of Business In This State | <input type="checkbox"/> 4 | <input type="checkbox"/> 4 |
| Citizen of Another State | <input type="checkbox"/> 2 | <input type="checkbox"/> 2 | Incorporated and Principal Place of Business In Another State | <input type="checkbox"/> 5 | <input type="checkbox"/> 5 |
| Citizen or Subject of a Foreign Country | <input type="checkbox"/> 3 | <input type="checkbox"/> 3 | Foreign Nation | <input type="checkbox"/> 6 | <input type="checkbox"/> 6 |

IV. NATURE OF SUIT (Place an "X" in One Box Only)

CONTRACT	TORTS	FORFEITURE/PENALTY	BANKRUPTCY	OTHER STATUTES
<input type="checkbox"/> 110 Insurance <input type="checkbox"/> 120 Marine <input type="checkbox"/> 130 Miller Act <input type="checkbox"/> 140 Negotiable Instrument <input type="checkbox"/> 150 Recovery of Overpayment & Enforcement of Judgment <input type="checkbox"/> 151 Medicare Act <input type="checkbox"/> 152 Recovery of Defaulted Student Loans (Excl. Veterans) <input type="checkbox"/> 153 Recovery of Overpayment of Veteran's Benefits <input type="checkbox"/> 160 Stockholders' Suits <input type="checkbox"/> 190 Other Contract <input type="checkbox"/> 195 Contract Product Liability <input type="checkbox"/> 196 Franchise	PERSONAL INJURY <input type="checkbox"/> 310 Airplane <input type="checkbox"/> 315 Airplane Product Liability <input type="checkbox"/> 320 Assault, Libel & Slander <input type="checkbox"/> 330 Federal Employers' Liability <input type="checkbox"/> 340 Marine <input type="checkbox"/> 345 Marine Product Liability <input type="checkbox"/> 350 Motor Vehicle <input type="checkbox"/> 355 Motor Vehicle Product Liability <input type="checkbox"/> 360 Other Personal Injury PERSONAL INJURY <input type="checkbox"/> 362 Personal Injury - Med. Malpractice <input type="checkbox"/> 365 Personal Injury - Product Liability <input type="checkbox"/> 368 Asbestos Personal Injury Product Liability PERSONAL PROPERTY <input type="checkbox"/> 370 Other Fraud <input type="checkbox"/> 371 Truth in Lending <input type="checkbox"/> 380 Other Personal Property Damage <input type="checkbox"/> 385 Property Damage Product Liability	<input type="checkbox"/> 610 Agriculture <input type="checkbox"/> 620 Other Food & Drug <input type="checkbox"/> 625 Drug Related Seizure of Property 21 USC 881 <input type="checkbox"/> 630 Liquor Laws <input type="checkbox"/> 640 R.R. & Truck <input type="checkbox"/> 650 Airline Regs. <input type="checkbox"/> 660 Occupational Safety/Health <input type="checkbox"/> 690 Other	<input type="checkbox"/> 422 Appeal 28 USC 158 <input type="checkbox"/> 423 Withdrawal 28 USC 157 PROPERTY RIGHTS <input type="checkbox"/> 820 Copyrights <input checked="" type="checkbox"/> 830 Patent <input type="checkbox"/> 840 Trademark	<input type="checkbox"/> 400 State Reapportionment <input type="checkbox"/> 410 Antitrust <input type="checkbox"/> 430 Banks and Banking <input type="checkbox"/> 450 Commerce <input type="checkbox"/> 460 Deportation <input type="checkbox"/> 470 Racketeer Influenced and Corrupt Organizations <input type="checkbox"/> 480 Consumer Credit <input type="checkbox"/> 490 Cable/Sat TV <input type="checkbox"/> 810 Selective Service <input type="checkbox"/> 850 Securities/Commodities/Exchange <input type="checkbox"/> 875 Customer Challenge 12 USC 3410 <input type="checkbox"/> 890 Other Statutory Actions <input type="checkbox"/> 891 Agricultural Acts <input type="checkbox"/> 892 Economic Stabilization Act <input type="checkbox"/> 893 Environmental Matters <input type="checkbox"/> 894 Energy Allocation Act <input type="checkbox"/> 895 Freedom of Information Act <input type="checkbox"/> 900 Appeal of Fee Determination Under Equal Access to Justice <input type="checkbox"/> 950 Constitutionality of State Statutes
REAL PROPERTY <input type="checkbox"/> 210 Land Condemnation <input type="checkbox"/> 220 Foreclosure <input type="checkbox"/> 230 Rent Lease & Ejectment <input type="checkbox"/> 240 Torts to Land <input type="checkbox"/> 245 Tort Product Liability <input type="checkbox"/> 290 All Other Real Property	CIVIL RIGHTS <input type="checkbox"/> 441 Voting <input type="checkbox"/> 442 Employment <input type="checkbox"/> 443 Housing/Accommodations <input type="checkbox"/> 444 Welfare <input type="checkbox"/> 445 Amer. w/Disabilities - Employment <input type="checkbox"/> 446 Amer. w/Disabilities - Other <input type="checkbox"/> 440 Other Civil Rights	PRISONER PETITIONS <input type="checkbox"/> 510 Motions to Vacate Sentence Habeas Corpus: <input type="checkbox"/> 530 General <input type="checkbox"/> 535 Death Penalty <input type="checkbox"/> 540 Mandamus & Other <input type="checkbox"/> 550 Civil Rights <input type="checkbox"/> 555 Prison Condition	LABOR <input type="checkbox"/> 710 Fair Labor Standards Act <input type="checkbox"/> 720 Labor/Mgmt. Relations <input type="checkbox"/> 730 Labor/Mgmt. Reporting & Disclosure Act <input type="checkbox"/> 740 Railway Labor Act <input type="checkbox"/> 790 Other Labor Litigation <input type="checkbox"/> 791 Empl. Ret. Inc. Security Act	SOCIAL SECURITY <input type="checkbox"/> 861 HIA (1395ff) <input type="checkbox"/> 862 Black Lung (923) <input type="checkbox"/> 863 DIWC/DIWW (405(g)) <input type="checkbox"/> 864 SSID Title XVI <input type="checkbox"/> 865 RSI (405(g)) FEDERAL TAX SUITS <input type="checkbox"/> 870 Taxes (U.S. Plaintiff or Defendant) <input type="checkbox"/> 871 IRS—Third Party 26 USC 7609

V. ORIGIN

(Place an "X" in One Box Only)

- ☒ 1 Original Proceeding
- ☐ 2 Removed from State Court
- ☐ 3 Remanded from Appellate Court
- ☐ 4 Reinstated or Reopened
- ☐ 5 Transferred from another district (specify)
- ☐ 6 Multidistrict Litigation
- ☐ 7 Appeal to District Judge from Magistrate Judgment

VI. CAUSE OF ACTION

Cite the U.S. Civil Statute under which you are filing (Do not cite jurisdictional statutes unless diversity):
35 United States Code

Brief description of cause:

This is an action for patent infringement arising out of the patent laws of the United States of America.

VII. REQUESTED IN COMPLAINT:

☐ CHECK IF THIS IS A CLASS ACTION UNDER F.R.C.P. 23

DEMAND \$

CHECK YES only if demanded in complaint:

JURY DEMAND: ☐ Yes ☒ No

VIII. RELATED CASE(S) IF ANY

(See instructions):


JUDGE n/a

DOCKET NUMBER

DATE

11/22/2010

SIGNATURE OF ATTORNEY OF RECORD



FOR OFFICE USE ONLY

RECEIPT # _____ AMOUNT _____ APPLYING IFP _____ JUDGE _____ MAG. JUDGE _____

EXHIBIT A

US006780889B2

(12) **United States Patent**
Cook et al.(10) **Patent No.:** **US 6,780,889 B2**
(45) **Date of Patent:** **Aug. 24, 2004**(54) **MICROBIOLOGICALLY SOUND AND STABLE SOLUTIONS OF GAMMA-HYDROXYBUTYRATE SALT FOR THE TREATMENT OF NARCOLEPSY**(75) **Inventors:** **Harry Cook, Eden Prairie, MN (US);**
Martha Hamilton, St. Paul, MN (US);
Douglas Danielson, Otsego, MI (US);
Colette Goderstad, St. Paul, MN (US);
Dayton Reardan, Excelsior, MN (US)(73) **Assignee:** **Orphan Medical, Inc., Minnetonka, MN (US)**(*) **Notice:** Subject to any disclaimer, the term of this patent is extended or adjusted under 35 U.S.C. 154(b) by 195 days.(21) **Appl. No.:** **10/194,021**(22) **Filed:** **Jul. 11, 2002**(65) **Prior Publication Data**

US 2003/0125385 A1 Jul. 3, 2003

Related U.S. Application Data

(62) Division of application No. 09/470,570, filed on Dec. 22, 1999, now Pat. No. 6,472,431.

(60) Provisional application No. 60/113,745, filed on Dec. 23, 1998.

(51) **Int. Cl.⁷** **A61K 31/19; A61K 31/235; A61K 31/34; A61K 31/215**(52) **U.S. Cl.** **514/557; 514/473; 514/533; 514/529**(58) **Field of Search** **514/557, 473, 514/533, 529**(56) **References Cited****U.S. PATENT DOCUMENTS**

4,393,236 A 7/1983 Klosa 562/579

4,738,985 A	4/1988	Kluger et al.	514/533
4,983,632 A	1/1991	Gessa et al.	514/557
5,380,937 A	1/1995	Koehler et al.	562/579
5,594,030 A *	1/1997	Conte et al.	514/553
5,840,331 A	11/1998	Van Cauter et al.	424/464
5,990,162 A	11/1999	Scharf	514/533
6,472,431 B2 *	10/2002	Cook et al.	514/557

FOREIGN PATENT DOCUMENTS

EP	0 235 408	9/1987	
EP	0344704	5/1989 A61K/31/19
EP	0616804	3/1994 A61K/31/19
EP	0635265	7/1994 A61K/31/19
GB	922029	3/1963	
WO	WO-96/40105	12/1996 A61K/31/19

OTHER PUBLICATIONS

Arena, C., et al., "Absorption of Sodium Y-Hydroxybutyrate and its Prodrug Y-butyrolactone: relationship between *n* vitro transport and *in vivo* absorption", *J. Pharmaceutical Sciences*, 69(3), (1980), 356-358.

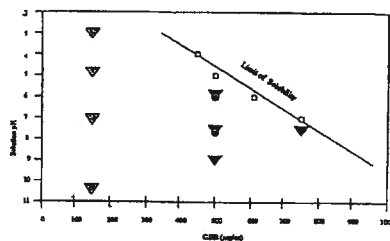
(List continued on next page.)

Primary Examiner—Zohreh Fay**Assistant Examiner**—Brian-Yong S. Kwon(74) **Attorney, Agent, or Firm**—Schwegman, Lundberg, Woessner & Kluth, P.A.

(57)

ABSTRACT

Disclosed are formulations of gamma-hydroxybutyrate in an aqueous medium that are resistant to microbial growth. Also disclosed are formulations of gamma-hydroxybutyrate that are also resistant to the conversion into GBL. Disclosed are methods to treat sleep disorders, including narcolepsy, with these stable formulations of GHB. The present invention also provides methods to treat alcohol and opiate withdrawal, reduced levels of growth hormone, increased intracranial pressure, and physical pain in a patient.

1 Claim, 1 Drawing Sheet

○ Data points indicating rate of stability of GHB as a function of concentration and pH, see Table 1.

Δ Solution susceptible to microbial growth, designated "Fail". (All solutions demonstrated activity against *Pseudomonas aeruginosa*. Some solutions of susceptible types could be stored in 7 days of storage time.)

▽ Solution resistant to microbial growth, designated "Pass". (Rate of reduction of subconcentrations was slightly higher at pH 7.2 and 8.0 than at pH 9.0. The rate of reduction of subconcentrations at pH 9.0 was slightly lower than those formulations at pH 9.0 and 10.0.)

● Solution resistant to microbial growth, designated "Pass". Results were similar to the 100% acid and 100% base. This solution has implications for the development of these systems.

▽ Inhibits pH adjustment with HCl

● Inhibits pH adjustment with NaOH

Note: Inhibitors with pH at 9.0 are not suitable for use for acid concentration

ROX 1024

CBM of U.S. Patent No. 7,765,107

17 of 174

US 6,780,889 B2

Page 2

OTHER PUBLICATIONS

- Bedard, M. A., "Nocturnal γ -Hydroxybutyrate—Effect on Periodic Leg Movements and Sleep Organization of Narcoleptic Patients", *Clin Neuropharmacol.* 12(1), (1989), 29–36.
- Berthier, M., et al., "Possible Involvement of a Gamma-Hydroxybutyric Acid Receptor in Startle Disease", *Acta Paediatr.* 83(6), (1994), 678–680.
- Broughton, Roger, "The Treatment of Narcolepsy—Cataplexy with Nocturnal Gamma-Hydroxybutyrate", *Le Journal Canadien des Sciences Neurologiques*, 6(1), (1979), 285–289.
- Carter Snead, O., et al., "Ontogeny of Gamma-Hydroxybutyric Acid. Regional Concentration in Developing Rat, Monkey and Human Brain", *Brain Res.*, 227(4), (1981), 579–589.
- Ferrara, S. D., et al., "Pharmacokinetics of γ -Hydroxybutyric Acid in Alcohol Dependent Patients After Single and Repeated Oral Doses", *Br. J. Clin. Pharmacol.*, 34(3), (1992), 231–235.
- Gallimberti, L., "Gamma-Hydroxybutyric Acid in the Treatment of Alcohol Dependence: A Double-Blind Study", *Alcohol Clin. Exp. Res.*, 16(4), (1992), 673–676.
- Gallimberti, L., "Gamma-hydroxybutyric Acid for Treatment of Alcohol Withdrawal Syndrome", *Clinical Pharmacology*, 2(8666), (1989), 787–789.
- Gessa, G. L., et al., "Gamma-hydroxybutyric acid (GHB) for treatment of ethanol dependence", *European Neuropsychopharmacology*, 3(3), (1993), 224–225.
- Gessa, G. L., "Gamma-hydroxybutyric Acid in the Treatment of Alcohol Dependence", *Clin. Neuropharm.*, 15 Suppl 1 Pt A, (1992), 303a–304a.
- Grove-White, I. G., "Critical Flicker Frequency after Small Doses of Methohexitone, Diazepam and Sodium 4-Hydroxybutyrate", *Brit. J. Anaesth.* 43(2), (1971), 110–112.
- Grove-White I. G., et al., "Effect of Methohexitone, Diazepam and Sodium 4-Hydroxybutyrate on Short-Term Memory", *Brit. J. Anaesth.* 43(2), (1971), 113–6.
- Hasenbos, M. A., "Anaesthesia for bullectomy. A technique with spontaneous ventilation and extradural blockade", *Anaesthesia*, 40(10), (1985), 977–980.
- Hoes, M. J., "Gamma-hydroxybutyric acid as hypnotic. Clinical and pharmacokinetic evaluation of gamma-hydroxybutyric acid as hypnotic in man", *Encephale*, 6(1), (1980), 93–99.
- Laborit, H., "Gamma-Hydroxybutyrate, Succinic Semialdehyde and Sleep", *Laboratoire d'Etonologie*, (1973), 257–274.
- Ladinsky, Herbert, "Mode of Action of Gamma-Butyrolactone on the Central Cholinergic System", *Naunyn-Schmiedeberg's Arch. Pharmacol.*, 322, (1983), 42–48.
- Lammers, G. J., "Gammahydroxybutyrate and Narcolepsy: A Double-Blind Placebo-Controlled Study", *Sleep*, 16(3), (1993), 216–220.
- Lapierre, O., "The Effect of Gamma-Hydroxybutyrate on Nocturnal and Diurnal Sleep of Normal Subjects: Further Considerations on REM Sleep-Triggering Mechanisms", *Sleep*, 13, (1990), 24–30.
- Lee, C. R., "Evidence for the B-Oxidation of Orally Administered 4-Hydroxybutyrate in Humans", *Biochemical Medicine*, 17(3), (1977), 284–291.
- Lettieri, J., et al., "Improved Pharmacological Activity via Pro-Drug Modification: Comparative Pharmacokinetics of Sodium γ -Hydroxybutyrate and γ -Butyrolactone", *Research Communications in Chemical Pathology and Pharmacology*, 22(1), (1978), 107–118.
- Mamelak, M., "Gamma-hydroxybutyrate (GHB): An endogenous Regulator of Energy Metabolism", *Neuroscience and Biobehavioral Reviews*, 13(4), (1989), 187–198.
- Mamelak, M., "Sleep-Inducing Effects of Gammahydroxybutyrate", *The Lancet*, 2(7824), (1973), 328–329.
- Mamelak, Mortimer, "The Effects of Gamma-Hydroxybutyrate on Sleep", *Biol. Psychiatry*, 12(2), (1977), 273–288.
- Nema, S., et al., "Excipients and Their Use in Injectable Products", *PDA J. Pharm. Sci., Technol.*, 51(4), (1997), 166–171.
- Palatini, P., "Dose Dependent Absorption and Elimination of Gamma-Hydroxybutyric Acid in Healthy Volunteers", *Eur. J. Clin. Pharmacol.*, 45(4), (1993), 353–356.
- Roth, Robert H., et al., " γ -Butyrolactone and γ -Hydroxybutyric Acid—I, Distribution and Metabolism", *Biochemical Pharmacology*, 15, (1966), 1333–1348.
- Scharf, M. B., "The Effects and Effectiveness of γ -Hydroxybutyrate in Patients with Narcolepsy", *J. Clin. Psychiatry*, 46(6), (1985), 222–225.
- Scrima, et al., "Effect of Gamma-Hydroxybutyrate on a Patient with Obstructive Sleep Apnea", *Sleep Research*, 16, (1987), 137.
- Scrima, et al., "Effect of High Altitude on a Patient with Obstructive Sleep Apnea", *Sleep Research*, 16, (1987), 427.
- Scrima, et al., "Effects of Gamma-Hydroxybutyrate (GHB) on Narcolepsy-Cataplexy Symptoms and MSLT Results in Male and Female Patients", *Association of Professional Sleep Societies*, (1988), 251.
- Scrima, L., et al., "Efficacy of Gamma-Hydroxybutyrate Versus Placebo in Treating Narcolepsy-Cataplexy: Double-Blind Subjective Measured", *Biol. Psychiatry*, 26(4), (1989), 331–343.
- Scrima, et al., "Gamma-Hydroxybutyrate Effects on Cataplexy and Sleep Attacks in Narcoleptics", *Sleep Research*, 16, (1987), 134.
- Scrima, L., "The Effects of γ -Hydroxybutyrate on the Sleep of Narcolepsy Patients: A Double-Blind Study", *Sleep*, 13(6), (1990), 479–490.
- Series, F., "Effects of Enhancing Slow-Wave Sleep by Gamma-Hydroxybutyrate on Obstructive Sleep Apnea", *Am. Rev. Respir. Dis.*, 145(6), (1992), 1378–1383.
- Stock, G., "Increase in brain dopamine after axotomy or treatment with Gammahydroxybutyric acid due to elimination of the nerve impulse flow", *Naunyn-Schmiedeberg's Arch. Pharmacol.*, 278(4), (1973), 347–361.
- Strong, A. J., "gamma-Hydroxybutyric acid and intracranial pressure", *The Lancet*, 1(8389), (1984), 1304.
- Vickers, M. D., "Gammahydroxybutyric Acid", *Int. Anesth. Clinic*, 7(1), (1969), 75–89.
- Yamada, Y., "Effect of Butyrolactone and Gamma-Hydroxybutyrate on the EEG and Sleep Cycle in Man", *Electroenceph. clin. Neurophysiol.*, 22, (1967), 558–562.

* cited by examiner

ROX 1024

CBM of U.S. Patent No. 7,765,107

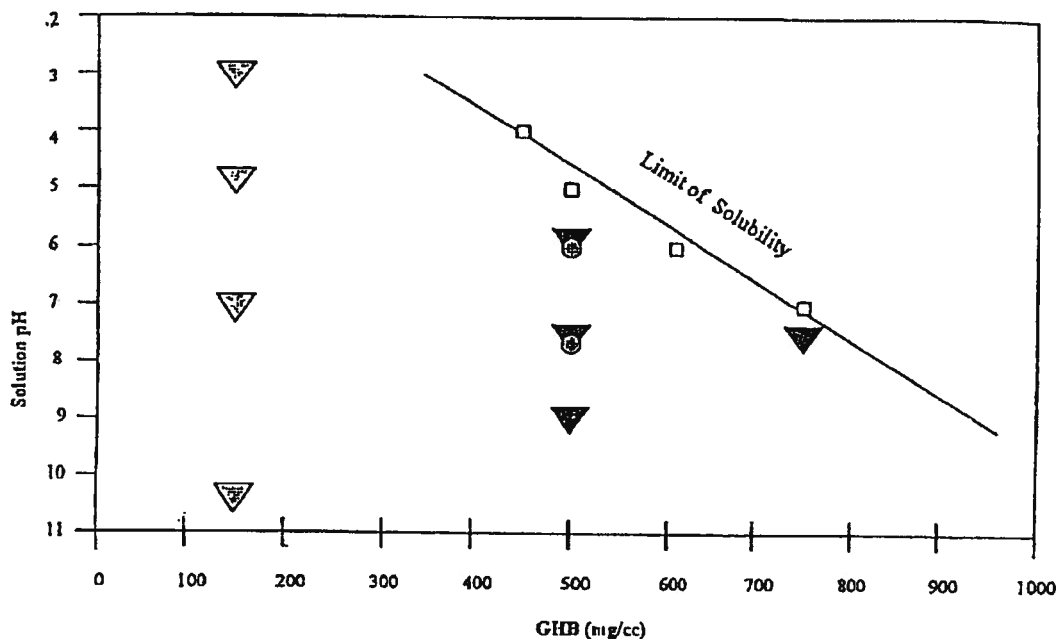
18 of 174

U.S. Patent

Aug. 24, 2004

US 6,780,889 B2

Figure 1.



□ Data points indicating limit of solubility of GHB as a function of concentration and pH, see Table 1.

▽ Solutions susceptible to microbial growth, designated "Fail".
(All solutions demonstrated activity against *Pseudomonas aeruginosa*. Some reduction of aspergillus niger mold occurred in 7 days of contact time.)

▽ Solutions resistant to microbial growth, designated "Pass". (Rate of reduction of microorganism counts was slightly higher at pH 7.5 and 6.0 than pH 9.0. The rate of reduction of formulations at 750mg/cc GHB were slightly lower than formulations at 500 mg/cc GHB.)

⊕ Solutions resistant to microbial growth, designated "Pass". Results were similar for Malic Acid and HCl. Taste variations has implications for development of flavor systems.

▽ Indicates pH adjustment with HCl.

⊕ Indicates pH adjustment with Malic Acid.

Note: Solutions with pH at 9.0 are not palatable or safe for oral consumption.

ROX 1024

CBM of U.S. Patent No. 7,765,107

19 of 174

US 6,780,889 B2

1

MICROBIOLOGICALLY SOUND AND STABLE SOLUTIONS OF GAMMA-HYDROXYBUTYRATE SALT FOR THE TREATMENT OF NARCOLEPSY

RELATED APPLICATIONS

This application is a divisional of U.S. patent application Ser. No. 09/470,570, filed Dec. 22, 1999, now U.S. Pat. No. 6,472,431 which claims priority from U.S. Provisional Patent Application Serial No. 60/113,745, filed Dec. 23, 1998, both of which are incorporated herein by reference.

BACKGROUND OF THE INVENTION

I. Field of the Invention

The present invention relates generally to the fields of pharmaceutical compositions to be used in treatments, such as, sleeping disorders, such as, e.g., narcolepsy (particularly cataplexy), drug abuse, alcohol and opiate withdrawal, a reduced level of growth hormone, anxiety, analgesia, effects in certain neurological disorders such as Parkinson's Disease, depression, certain endocrine disturbances and tissue protection following hypoxia/anoxia such as in stroke or myocardial infarction, or for an increased level of intracranial pressure or the like. The present invention particularly relates to the field of pharmaceutical production of micro-biologically resistant and chemically stable preparations or solutions of gamma-hydroxybutyrate (GHB), also known as 4-hydroxybutyrate, and the sodium salt of GHB (sodium oxybate) and other salts such as magnesium, ammonium and calcium, e.g.

II. Description of Related Art

GHB is an endogenous compound with hypnotic properties that is found in many human body tissues. GHB is present, for example, in the mammalian brain and other tissues. In brain the highest GHB concentration is found in the hypothalamus and basal ganglia and GHB is postulated to function as a neurotransmitter (Snead and Morley, 1981). The neuropharmacologic effects of GHB include increases in brain acetylcholine, increases in brain dopamine, inhibition of GABA-ketoglutarate transaminase and depression of glucose utilization but not oxygen consumption in the brain. GHB is converted to succinate and then metabolized via the Krebs cycle. Clinical trials have shown that GHB increases delta sleep and improves the continuity of sleep (Ladinsky et al., 1983; Anden and Stock, 1973; Stock et al., 1973; Laborit, 1973; Lapierre et al., 1988; Lapierre et al., 1990; Yamada et al., 1967; Grove-White and Kelman, 1971; Scharf, 1985).

GHB has typically been administered in clinical trials as an oral solution (Lee, 1977; Mamelak, 1977; Hoes, 1980; Scharf, 1985; Scrima, 1990; Gallimberti, 1992; Series, 1992; Lammers, 1993). GHB treatment substantially reduces the signs and symptoms of narcolepsy, i.e. daytime sleepiness, cataplexy, sleep paralysis and hypnagogic hallucinations. In addition, GHB increases total sleep time and REM sleep, and it decreases REM latency (Mamelak et al., 1973; Yamada et al., 1967; Bedard et al., 1989), reduces sleep apnea (Series et al., 1992; Scrima et al., 1987), and improves general anesthesia (Hasenbos and Gielen, 1985).

GHB has several clinical applications other than narcolepsy and sleep disorders. GHB has been reported to reduce alcohol craving, the number of daily drinks consumed, and the symptoms of alcohol withdrawal in patients (Gallimberti et al., 1989; Gallimberti et al., 1992; Gessa et al., 1992). GHB has been used to decrease the symptoms of opiate

2

withdrawal, including both heroin and methadone withdrawal (Gallimberti et al., 1994; Gallimberti et al., 1993). It has analgesic effects that make it suitable as a pain reliever (U.S. Pat. No. 4,393,236). Intravenous administration of GHB has been reported to reduce intracranial pressure in patients (Strong, A. 1984). Also, administration of GHB was reported to increase growth hormone levels in patients (Gerra et al., 1994; Oyama et al., 1970).

A good safety profile for GHB consumption, when used long term for treatment of narcolepsy, has been reported. Patients have been safely treated for many years with GHB without development of tolerance (Scharf, 1985). Clinical laboratory tests carried out periodically on many patients have not indicated organ or other toxicities (Lammers, 1993; Scrima, 1990; Scharf, 1985; Mamelak, 1977; Mamelak, 1979; Gallimberti, 1989; Gallimberti, 1992; Gessa, 1992). The side effects of GHB treatment have been minimal in incidence and degree of severity, though they include sleepwalking, enuresis, headache, nausea and dizziness (Broughton and Mamelak, 1979; Mamelak et al., 1981; Mamelak et al., 1977; Scrima et al., 1989; Scrima et al., 1990; Scharf et al., 1985).

The pharmacokinetics of GHB have been investigated in alcohol dependent patients (Ferrara et al., 1992) and in normal healthy males (Palatini et al., 1993) after oral administration. GHB possesses a rapid onset and short pharmacological effect (Ferrara et al., 1992; Palatine et al., 1993; Lee, C., 1977; van der Bogert; Gallimberti, 1989; Gallimberti, 1992; Lettieri and Fung, 1978; Arena and Fung, 1980; Roth and Giarman, 1966; Vickers, 1969; Lee, 1977). In alcohol dependent patients, GHB absorption into and elimination from the systemic circulation were fast processes. Virtually no unchanged drug could be recovered in the urine. There were preliminary indications that the pharmacokinetics of GHB might be non-linear or dose-dependent (Ferrara et al., 1992). In the healthy volunteers study, the pharmacokinetics of three rising GHB doses (12.5, 25, and 50 mg/kg) were investigated. These findings indicate that both the oral absorption and elimination processes of GHB were capacity-limited though the degree of dose dependency was moderate (Palatini et al., 1993).

Organic salts and amides of GHB have been produced to reduce the physiological side effects of GHB (U.S. Pat. No. 5,380,937). Magnesium and calcium salt have been produced to reduce the hygroscopic nature of GHB or powdered forms (U.S. Pat. No. 4,393,236; British Patent No. 922,029). However, problems with the storage of GHB solutions still exist. GHB degrades into gamma-butyrolactone (GBL) and possibly other degradants in solution depending upon the pH and other factors. Also, the contamination by microorganisms in GHB solutions rapidly surpass acceptable limits, and preservatives can adversely affect the pH and thus, GHB's stability. As a chronically used product which requires high levels of drug, the volume of a non-concentrated product creates cost and handling issues. Thus, there is an immediate need for effective solutions of GHB that are stable to biological or chemical degradation.

SUMMARY OF THE INVENTION

The present invention overcomes deficiencies in the prior art by providing compositions of GHB in an aqueous medium that are resistant to microbial growth. These compositions are also resistant to the uncontrolled degradation of GHB into GBL or other substances. The compositions of the present invention are stable compositions of GHB that improve shelf-life, and provide a titratable formulation of

ROX 1024

CBM of U.S. Patent No. 7,765,107

20 of 174

US 6,780,889 B2

3

GHB for easy dose measurement. In addition, the concentrated solutions embodied in this invention reduce shipping and storage requirements and allow patients to carry more drugs for their convenience. The present invention provides methods to treat a number of conditions treatable by GHB, referred to herein as "therapeutic categories." Therapeutic categories for the present invention include, but are not limited to, sleeping disorders, drug abuse, alcohol and opiate withdrawal, a reduced level of growth hormone, anxiety, analgesia, effects in certain neurological disorders, such as Parkinson's Disease, depression, certain endocrine disturbances and tissue protection following hypoxia/anoxia such as in stroke or myocardial infarction, or an increased level of intracranial pressure or other conditions treatable with GHB.

The invention first provides a pharmaceutical composition of GHB rendered chemically stable and/or resistant to microbial growth in an aqueous medium. Preferred GHB salts of the present invention include sodium, ammonium and calcium. As used herein in certain embodiments, "stable" may mean resistant to degradation of GHB into its known or unknown decomposition elements. The level of GBL that is acceptable can be up to 0.1% of the formulation as per the ICH guidelines for shelf-life determination. As used herein in certain embodiments, "resistant to microbial growth" or "resistant to microbial challenge" means that the formulations meet the criteria set by the Food and Drug Administration and the U.S. Pharmacopoeia for products made with aqueous bases or vehicles, which for bacteria means not less than a 1.0 log reduction from the initial count at 14 days, and no increase from the 14 days count at 28 days, and for yeast and molds, no increase from the initial calculated count at 14 and 28 days. As used herein in certain embodiments, an "aqueous medium" may mean a liquid comprising more than about 50% water. In certain preferred embodiments, an "aqueous medium" may be a solution, suspension, gel or emulsion of GHB, with a solution of GHB being most preferred. Preferred gels are thixotropic gels. Compositions that are resistant to microbial growth are created by dissolving or mixing GHB in an aqueous medium to a concentration or content of greater than of about 150 mg/ml GHB to the maximal solubility of GHB. The solubility of GHB is up to about 750 mg/ml at room temperature (20° C. to about 25° C.), however, heating the aqueous medium during preparation up to 100° C. will increase GHB solubility to at least about 1000 mg/ml. A preferred concentration or content of GHB is about 500 mg/ml.

The amount of GHB that may be mixed or dissolved into an aqueous medium and still be resistant to microbial growth depends upon the pH of the aqueous medium. In certain embodiments the presence of a preservative may allow the amount of GLIB contained in the compositions of the present invention to be increased and still maintain resistance to chemical degradation and/or microbial growth. In one embodiment of the present invention, the pH of the aqueous medium of the pharmaceutical composition is about 3 to about 10.

In a preferred embodiment, the pH of said aqueous medium is about 6 to about 7.5. The pH may be from about 3.0 to about 10.3, namely of about 3.0, about 3.1, about 3.2, about 3.3, about 3.4, about 3.5, about 3.6, about 3.7, about 3.8, about 3.9, about 4.0, about 4.1, about 4.2, about 4.3, about 4.4, about 4.5, about 4.6, about 4.7, about 4.8, about 4.9, about 5.0, about 5.1, about 5.2, about 5.3, about 5.4, about 5.5, about 5.6, about 5.7, about 5.8, about 5.9, about 6.0, about 6.1, about 6.2, about 6.3, about 6.4, about 6.5, about 6.6, about 6.7, about 6.8, about 6.9, about 7.0, about

4

7.1, about 7.2, about 7.3, about 7.4, about 7.5, about 7.6, about 7.7, about 7.8, about 7.9, about 8.0, about 8.1, about 8.2, about 8.3, about 8.4, about 8.5, about 8.6, about 8.7, about 8.8, about 8.9, about 9.0, about 9.1, about 9.2, about 9.3, about 9.4, about 9.5, about 9.6, about 9.7, about 9.8, about 9.9, about 10.0, about 10.1, about 10.2, or about 10.3, and all pH values between each of the listed pH values, of the aqueous media. This will produce a GHB composition that is resistant to microbial growth as defined by the test described herein. As used herein, the term "about" generally means within about 10–20%.

These pH values will produce compositions resistant to microbial growth in an aqueous medium if the amount of GHB added, admixed, or dissolved is from above about 150 mg/ml to about 450 mg/ml, namely, above about 150 mg/ml, about 160 mg/ml, about 170 mg/ml, about 180 mg/ml, about 190 mg/ml, about 200 mg/ml, about 210 mg/ml, about 220 mg/ml, about 230 mg/ml, about 240 mg/ml, about 250 mg/ml, about 260 mg/ml, about 270 mg/ml, about 280 mg/ml, about 290 mg/ml, about 300 mg/ml, about 310 mg/ml, about 320 mg/ml, about 330 mg/ml, about 340 mg/ml, about 350 mg/ml, about 360 mg/ml, about 370 mg/ml, about 380 mg/ml, about 390 mg/ml, about 400 mg/ml, about 410 mg/ml, about 420 mg/ml, about 430 mg/ml, about 440 mg/ml, to about 450 mg/ml, and all amounts of GHB between the values listed.

At the medium to high end of the concentration or content of GHB that may be dissolved or mixed in the aqueous medium, the maximal pH that may be used is reduced at room temperature. This is shown in FIG. 1, a graphical presentation of acceptable formulation ranges. At a concentration or content of about 450 mg/ml GHB, the pH may be of about 3.9 to about 10.3. At a concentration or content of about 500 mg/ml GHB, the pH may be of about 4.75 to about 10.3. At a concentration or content of about 600 mg/ml GHB, the pH may be of about 6.1 to about 10.3. At a concentration or content of about 750 mg/ml GHB, the pH may be of about 7.0 to about 10.3. Of course, all pH and concentration or content values in between each of the listed pH and concentration or content values are encompassed by the invention.

Certain embodiments may be selected as sub-ranges from these values of GHB content and aqueous medium pH. For example, a specific embodiment may be selected as a content of about 170 mg/ml to about 440 mg/ml GHB in an aqueous medium, at a pH range of about pH 5.5 to about pH 8.7. Another example of how a range may be selected in an embodiment would be the selection of a content of about 155 mg/ml of GHB, which is a value between the above listed values, to a content of about 350 mg/ml of GHB, and the selection of a pH range of the aqueous medium, such as a pH range of about 8.87, which is a value between the listed pH values, to a pH of about 8.93, which is another value between the listed values of pH. A third example of ranges that may be selected for a specific embodiment would be selection of a single content or concentration of GHB, such as about 200 mg/ml of GHB, and the selection of a pH range, such as a pH of about 3.5 to about 8.2. A fourth example of ranges that may be selected for a specific embodiment would be selection of a content or concentration of GHB over a range, such as about 300 mg/ml to about 400 mg/ml, and the selection of a single pH value for the aqueous medium, such as a pH of about 3. Another example of a range selected for an embodiment may be the selection of a single content or concentration of GHB, such as 400 mg/ml GHB, and a single pH value of the aqueous medium, such as pH 7.7.

Other examples of how a range of an embodiment of GHB content or concentration may be selected include a range of

ROX 1024

CBM of U.S. Patent No. 7,765,107

21 of 174

US 6,780,889 B2

5

GHB content or concentration from about 200 mg/ml to about 460 mg/ml GHB, encompassing the ranges for GHB described herein, and a range of pH for the aqueous medium may be from about pH 4.3 to about pH 7, encompassing ranges for GHB in an aqueous medium at room temperature described herein. Another example would be the selection of a range of GHB content or concentration from about 153 mg/ml to about 750 mg/ml, and a pH range of about 7 to about 9, encompassing ranges between the listed values of GHB content and pH described herein. An example may be the selection as a GHB concentration or content of about 170 mg/ml to about 640 mg/ml in an aqueous medium, at a pH range of about pH 6.5 to about pH 7.7. Another example of how a range may be selected in an embodiment would be a content or concentration of about 185 mg/ml of GHB, which is a value between the listed values, to a content or concentration of about 750 mg/ml of GHB, at a pH range of about 7.87, which is a value between the listed pH values, to a pH of about 8.91, which is another value between the listed values of pH. An additional example of ranges that may be selected for a specific embodiment would be a content or concentration of about 200 mg/ml of GHB at a pH of about 7 to about 8.2. Another example of ranges that may be selected for a specific embodiment would be a content or concentration of about 750 mg/ml to about 400 mg/ml at a pH of about 7. Another example of ranges that may be selected for a specific embodiment would be a content or concentration of about 300 mg/ml to about 750 mg/ml at a pH of about 8.5 to about 7. Another example of ranges that may be selected for a specific embodiment would be a content or concentration of about 400 mg/ml to about 600 mg/ml at a pH of about 9 to about 5.8. And so forth. Thus, all ranges of pH and GHB concentration or content that can be selected from the values herein and as would be understood by those of ordinary skill in the art, are encompassed by the present invention.

The chemical stability of GHB is affected by pH, with compositions of GHB in an aqueous medium with a pH below about 6 being less effective in maintaining the chemical stability of GHB. Compositions with a pH of greater than about 6.0 are preferred to produce chemically stable formulations of GHB. Thus, a preferred range to produce chemically stable GHB would be from about pH 6 to about pH 9. However, all concentrations or content of GHB in an aqueous medium, as described herein, and as would be understood by those of ordinary skill in the art, may be selected to produce compositions of the present invention.

Additionally, the ranges described above are for a composition at room temperature, which is defined herein as from about about 20° C. to about 25° C., namely, about 20° C. about 21° C., about 22° C., about 23° C., about 24° C., to about 25° C. Within the values and ranges of pH described above, the ranges of concentration or content of GHB may increase at temperatures greater than room temperature. Thus, the maximal content or concentration of GHB in an aqueous medium at a temperature of from about 26° C. to about 100° C., namely about 26° C., about 27° C., about 28° C., about 29° C., about 30° C., about 31° C., about 32° C., about 33° C., about 34° C., about 35° C., about 36° C., about 37° C., about 38° C., about 39° C., about 40° C., about 41° C., about 42° C., about 43° C., about 44° C., about 45° C., about 46° C., about 47° C., about 48° C., about 49° C., about 50° C., about 51° C., about 52° C., about 53° C., about 54° C., about 55° C., about 56° C., about 57° C., about 58° C., about 59° C., about 60° C., about 61° C., about 62° C., about 63° C., about 64° C., about 65° C., about 66° C., about 67° C., about 68° C., about 69° C., about 70° C., about 71° C.,

6

about 72° C., about 73° C., about 74° C., about 75° C., about 76° C., about 77° C., about 78° C., about 79° C., about 80° C., about 81° C., about 82° C., about 83° C., about 84° C., about 85° C., about 86° C., about 87° C., about 88° C., about 89° C., about 90° C., about 91° C., about 92° C., about 93° C., about 94° C., about 95° C., about 96° C., about 97° C., about 98° C., about 99° C., to about 100° C. may be from about 750 to about mg/ml, namely to about 751 mg/ml, about 760 mg/ml, about 770 mg/ml, about 780 mg/ml, about 790 mg/ml, about 800 mg/ml, about 810 mg/ml, about 820 mg/ml, about 830 mg/ml, about 840 mg/ml, about 850 mg/ml, about 860 mg/ml, about 870 mg/ml, about 880 mg/ml, about 890 mg/ml, about 900 mg/ml, about 910 mg/ml, about 920 mg/ml, about 930 mg/ml, about 940 mg/ml, about 950 mg/ml, about 960 mg/ml, about 970 mg/ml, about 980 mg/ml, about 990 mg/ml, to about 1000 mg/ml. At temperatures below room temperature, the solubility of GHB may decrease, and compositions at lower temperature and solubility of GHB at the pH values and ranges described herein are also encompassed by the invention. Additionally, differences of atmospheric pressure may also increase or decrease the solubility of GHB within the ranges described, and embodiments of the invention with an increased or decreased content of GHB due to changes in pressure are also encompassed by the invention. Of course, it is understood that the present invention encompasses embodiments of GHB concentration or content in an aqueous medium at higher or lower temperature within the values described herein, such as about 980 mg/ml to about 200 mg/ml at 95° C. GHB at a pH of about 9 to about 7.5. Or about 150 mg/ml GHB at about 17° C. at about pH 6 to about pH 7. And so forth. Thus, all ranges of pH and GHB content that can be selected at various temperatures and pressures from the values above, and as would be understood by those of ordinary skill in the art, are encompassed by the present invention.

In certain other embodiments of the present invention, the pharmaceutical composition may comprise a pH adjusting or buffering agent. Such agents may be acids, bases, or combinations thereof. In certain embodiments, the acid may be an organic acid, preferably a carboxylic acid or aliphatic hydroxy carboxylic acid. In certain other embodiments, the acid is selected from the group including, but not limited to, acetic, acetylsalicylic, barbital, barbituric, benzoic, benzyl penicillin, boric, caffeine, carbonic, citric, dichloroacetic, ethylenediaminetetra-acetic acid (EDTA), formic, glycerophosphoric, glycine, lactic, malic, mandelic, monochloroacetic, oxalic, phenobarbital, phenol, picric, propionic, saccharin, salicylic, sodium dihydrogen phosphate, succinic, sulfadiazine, sulfamerazine, sulfapyridine, sulfathiazole, tartaric, trichloroacetic, and the like, or inorganic acids such as hydrochloric, nitric, phosphoric or sulfuric, and the like. In a preferred embodiment, the acid is malic or hydrochloric acid. In certain other embodiments, the pH adjusting agent may be a base selected from the group including, but not limited to, acetanilide, ammonia, apomorphine, atropine, benzocaine, caffeine, calcium hydroxide, cocaine, codeine, ephedrine, morphine, papaverine, physostigmine, pilocarpine, potassium bicarbonate, potassium hydroxide, procaine, quinine, reserpine, sodium bicarbonate, sodium dihydrogen phosphate, sodium citrate, sodium tairate, sodium carbonate, sodium hydroxide, theobromine, thiourea or urea. In certain other embodiments, the pH adjusting agent may be a mixture of more than one acid and/or more than one base. In other preferred embodiments, a weak acid and its conjugate base are used to form a buffering agent to help stabilize the composition's pH.

ROX 1024

CBM of U.S. Patent No. 7,765,107

22 of 174

US 6,780,889 B2

7

In certain embodiments, the composition may contain one or more salts. A "salt" is understood herein to mean certain embodiments to mean a compound formed by the interaction of an acid and a base, the hydrogen atoms of the acid being replaced by the positive ion of the base. Various salts, including salts of GHB, are also encompassed by the invention, particularly as pH adjusting or buffering agents. Pharmaceutically acceptable salts, include inorganic acids such as, for example, hydrochloric or phosphoric acids, or such organic acids as malic, acetic, oxalic, tartaric, mandelic, and the like. Salts formed can also be derived from inorganic bases such as, for example, sodium, potassium, silicates, ammonium, calcium, or ferric hydroxides, and such organic bases as isopropylamine, trimethylamine, histidine, procaine and the like. Alkali metal salts, such as lithium, potassium, sodium, and the like may be used, preferably with an acid to form a pH adjusting agent. Other salts may comprise ammonium, calcium, magnesium and the like. In one embodiment, a salt of GHB comprising an alkali metal may be combined with an acid to create a composition that achieves the desired pH when admixed with an aqueous medium. In another embodiment, a weak base may be combined with GHB to create a composition that achieves the desired pH when admixed with an aqueous solution. Of course, other salts can be formed from compounds disclosed herein, or as would be known to one of ordinary skill in the art, and all such salts are encompassed by the invention.

In certain embodiments, excipients may be added to the invention. An "excipient" as used herein shall mean certain embodiments which are more or less inert substances added as diluents or vehicles or to give form or consistency when the remedy is in a solid form, though they may be contained in liquid form preparations, e.g. syrups, aromatic powders, honey, and various elixirs. Excipients may also enhance resistance to microbial growth, and thus act as a preservative. Such excipients include, but are not limited to, xylitol, mannitol, lactose, starch, magnesium stearate, sodium saccharine, cellulose, cellulose derivatives, magnesium carbonate and the like.

In certain embodiments, the pharmaceutical composition may contain a preservative. A "preservative" is understood herein to mean certain embodiments which are substances added to inhibit chemical change or microbial action. Such preservatives may include, but are not limited to, xylitol, sodium benzoate, methylparaben, propyl gallate BP, sorbic acid, chlorobutanol, dihydroacetic acid, monothioglycerol, potassium benzoate, propylparaben, benzoic acid, benzalkonium chloride, alcohol, benzoic acid, benzalkonium chloride, benzethonium chloride, benzyl alcohol, butylparaben, cetylpyridinium chloride, ethylenediamine, ethylparaben, ethyl vanillin, glycerin, hypophosphorus acid, methylparaben, phenol, phenylethyl alcohol, phenylmercuric nitrate, propylparaben, sassafras oil, sodium benzoate, sodium propionate, thimerosal and potassium sorbate. Preferred preservatives may be selected from the group comprising, but not limited to, xylitol, sodium benzoate, methylparaben, propylparaben and potassium sorbate. Xylitol is particularly preferred in certain compositions of the invention, because it acts as an preservative and a sweetener, is a caries preventative, is less laxative than other sweeteners, and is recommended for diabetics.

In certain embodiments, the pharmaceutical composition may also contain an antioxidant. An "antioxidant" is understood herein to mean certain embodiments which are substances that inhibits oxidation. Such antioxidants include, but are not limited to, asocryl palmitate, butylated

8

hydroxyanisole, butylated hydroxytoluene, potassium metabisulfite, sodium metabisulfite, anoxomer and maleic acid BP.

In certain embodiments, the pharmaceutical composition may also contain a flavoring agent. A "flavoring agent" is understood herein to mean certain embodiments which are substances that alters the flavor of the composition during oral consumption. A type of "flavoring agent" would be a sweetener. Preferred sweeteners or flavoring agents would be microbially non-metabolizable. Especially preferred sweeteners or flavoring agents would be carbohydrates such as xylitol and sorbitol. Such flavoring agents include, but are not limited to, acacia syrup, anethole, anise oil, aromatic elixir, benzaldehyde, benzaldehyde elixir-compound, caraway, caraway oil, cardamom oil, cardamom seed, cardamom spirit, cardamom tincture-compound, cherry juice, cherry syrup, cinnamon, cinnamon oil, cinnamon water, citric acid, citric acid syrup, clove oil, coca, coca syrup, coriander oil, dextrose, eriodictyon, eriodictyon fluidextract, eriodictyon syrup-aromatic, ethyl acetate, ethyl vanillin, fennel oil, ginger, ginger fluidextract, ginger oleoresin, glucose, glycerin, glycyrrhiza, glycyrrhiza elixir, glycyrrhiza extract, glycyrrhiza extract-pure, glycyrrhiza fluidextract, glycyrrhiza syrup, honey, non-alcoholic elixir, lavender oil, citrus extract or oil, lemon oil, lemon tincture, mannitol, methyl salicylate, nutmeg oil, orange-bitter-elixir, orange-bitter-oil, orange flower oil, orange flower water, orange oil, orange peel-bitter, orange-peel-sweet-tincture, orange spirit-compound, compound, orange syrup, peppermint, peppermint oil, peppermint spirit, peppermint water, phenylethyl alcohol, raspberry juice, raspberry syrup, rosemary oil, rose oil, rose water, saccharin, saccharin calcium, saccharin sodium, sarsaparilla syrup, sorbitol solution, spearmint, spearmint oil, sucrose, syrup, thyme oil, tolu balsam, tolu balsam syrup, vanilla, vanilla tincture, vanillin or wild cherry syrup.

Salts, excipients, pH adjusting agents such as acids, bases and buffering agents, flavoring agents, and other agents that may be combined with the compositions of the present invention, or may be used to prepare the compositions of the present invention, are well known in the art, (see for example, "Remington's Pharmaceutical Sciences" 8th and 15th Editions, and Nema et al., 1997, incorporated herein in their entirety), and are encompassed by the invention.

In certain other embodiments, the pharmaceutical composition comprises GHB, a pH adjusting or buffering agent, and an aqueous medium, wherein the components are admixed (sequentially or simultaneously) to prepare said pharmaceutical composition. The pH adjusting or buffering agent and aqueous medium may be any described herein.

The invention also provides a method of preparing a chemically stable and microbial growth-resistant pharmaceutical composition for the treatment of a condition responsive to GHB, comprising admixing GHB and a pH-adjusting or buffering agent in an aqueous medium. In certain embodiments, the method of preparing the pharmaceutical composition further comprises admixing a preservative with the pharmaceutical composition. Other components, such as flavoring agents, salts, and the like, may be added to the composition. The pH adjusting or buffering agent, aqueous medium, preservative, flavoring agents, salts, or other ingredient may be any described herein.

In certain other embodiments, the method of preparing the pharmaceutical composition comprises admixing GHB, a pH adjusting or buffering agent, and an aqueous medium soon before administration to a patient suspected of having a condition responsive to GHB.

ROX 1024

CBM of U.S. Patent No. 7,765,107

23 of 174

US 6,780,889 B2

9

The invention also provides a method of treating any therapeutic category of disorder responsive to GHB, comprising administering to a patient suspected of having such a condition a therapeutic amount of a pharmaceutical composition comprising chemically stable GHB (e.g. 1–10 gms.) in an aqueous medium resistant to microbial growth. In certain embodiments, the method of treating a condition responsive to GHB comprises a patient taking a first dosage of from about 0.1 g to about 10 g, namely about 0.1, about 0.2 about 0.3 about 0.4, about 0.5, about 0.6, about 0.7, about 0.8, about 0.9, about 1.0, about 1.1, about 1.2, about 1.3, about 1.4, about 1.5, about 1.6, about 1.7, about 1.8, about 1.9, about 2.0, about 2.1, about 2.2, about 2.3, about 2.3, about 2.4, about 2.5, about 2.6, about 2.7, about 2.8, about 2.9, about 3.0, about 3.1, about 3.2, about 3.3, about 3.4, about 3.5, about 3.6, about 3.7, about 3.8, about 3.9, about 4.0, about 4.1, about 4.2, about 4.3, about 4.4, about 4.5, about 4.6, about 4.7, about 4.8, about 4.9, about 5.0, about 5.1, about 5.2, about 5.3, about 5.4, about 5.5, about 5.6, about 5.7, about 5.8, about 5.9, about 6.0, about 6.1, about 6.2, about 6.3, about 6.4, about 6.5, about 6.6, about 6.7, about 6.8, about 6.9, about 7.0, about 7.1, about 7.2, about 7.3, about 7.4, about 7.5, about 7.6, about 7.7, about 7.8, about 7.9, about 8.0, about 8.1, about 8.2, about 8.3, about 8.4, about 8.5, about 8.6, about 8.7, about 8.8, about 8.9, about 9.0, about 9.1, about 9.2, about 9.3, about 9.4, about 9.5, about 9.6, about 9.7, about 9.8, about 9.9, to about 10 grams of GHB, or as needed by the patient as would be recognized by one of skill in the art. Of course, it will be understood that all values in between those listed, such as 9.45 grams, 6.32 grams, etc. may be administered, and those values are encompassed well. In preferred embodiments, the first dose is administered within an hour of sleep. In preferred embodiments, a second dose of GHB within the values described above may be administered. This second dose is administered preferably within about 2.0 to about 5.0 hrs, namely about 2.0, about 2.1, about 2.2, about 2.3, about 2.3, about 2.4, about 2.5, about 2.6, about 2.7, about 2.8, about 2.9, about 3.0, about 3.1, about 3.2, about 3.3, about 3.4, about 3.5, about 3.6, about 3.7, about 3.8, about 3.9, about 4.0, about 4.1, about 4.2, about 4.3, about 4.4, about 4.5, about 4.6, about 4.7, about 4.8, about 4.9, to about 5.0 hours after the first dose, though it may be administered at a time outside of the preferred range.

In certain embodiments, a second pharmaceutical may be administered with the composition of GHB. Such a second pharmaceutical may be e.g., a stimulant administered within the same 24 hour period as the first dose of GHB. The stimulant may be, e.g., but not limited to, methylphenidate or pemoline to counter the residual effects of GHB treatment during periods of wakefulness. In certain embodiments, the method of treating a sleep disorder may include the discontinuation of other second pharmaceuticals used to control a sleep disorder. Such second pharmaceuticals may include, but are not limited to, a tricyclic antidepressant.

In certain embodiments, the invention provides a method of treating any appropriate therapeutic category of disorder, by administration of GHB compositions of the present invention as described above for the treatment of sleep disorders. When GHB is used in methods of treating any therapeutic category of disorder, the GHB composition of the present invention may be mixed with the aqueous medium, and optionally pH adjusting or buffering agent or other additives, by the patient or administrator soon before consumption. The patient may prepare the composition within a few minutes to hours before administration. Alternatively, one or more of the components may be

10

premixed for ready use. The components of the GHB composition of the present invention, GHB, an aqueous medium, pH adjusting or buffering agent, excipients, preservatives, flavoring agents, and/or other components or additives may be stored in a container means suitable to aid preservation. Preferably, the container means is in the form of a set. A "set" as used herein certain embodiments is one or more components of the composition packaged in a container or other suitable storage means.

The present invention also provides a set for the treatment of a condition responsive to GHB comprising, in suitable storage means, GHB and a pH adjusting or buffering agent. In certain embodiments, the GHB and the pH adjusting or buffering agent are separately packaged. In certain other embodiments the GHB and the pH-adjusting or buffering agent may be mixed. The set may contain an aqueous medium. In certain other embodiments, at least one component selected from the group including, but not limited to, GHB, the pH-adjusting or buffering agent and/or an aqueous medium is separately packaged. In certain other embodiments, at least two of the components selected from the group comprising GHB, a pH, adjusting or buffering agent and an aqueous medium are mixed together. In some embodiments, the set further contains a preservative. Such a set may have one, two, or more components from the group comprising GHB, a pH-adjusting or buffering agent, an aqueous medium or a preservative packaged separately. Such a set may have two or more components mixed together. Thus, both liquid and dry formulations of GHB and other components may be packaged in a set for mixing before administration, or one or more components may be premixed and packaged together with other components, or all the components may be premixed and packaged in a set.

It is understood that the compositions of the present invention, including those in a set, may be dispersed in a pharmaceutically acceptable carrier solution as described below. Such a solution would be sterile or aseptic and may include water, co-solvent vehicle buffers, isotonic agents, pharmaceutical aids or other ingredients known to those of skill in the art that would cause no allergic or other harmful reaction when administered to an animal or human subject. Therefore, the present invention may also be described as a pharmaceutical composition of GHB with increased stability in a pharmaceutically acceptable carrier solution.

Unless defined otherwise, all technical and scientific terms used herein have the same meaning as commonly understood by one of ordinary skill in the art to which this invention belongs. Also as used herein, the term "a" "an" or "the" is understood to include the meaning "one or more". Although any methods and materials similar or equivalent to those described herein can be used in the practice or testing of the present invention, the preferred methods and materials are now described.

BRIEF DESCRIPTION OF THE DRAWINGS

The following drawings form part of the present specification and are included to further demonstrate certain aspects of the present invention. The invention may be better understood by reference to one or more of these drawings in combination with the detailed description of specific embodiments presented herein.

FIG. 1. The Range of Gamma-Hydroxybutyrate's Resistance to Microbial Growth and Chemical Stability in Aqueous Solution. The ordinate is the pH of solutions of GHB. The axis is the concentration (mg/ml) of GHB in aqueous solution. The region below the diagonal line [L] is the range

ROX 1024

CBM of U.S. Patent No. 7,765,107

24 of 174

US 6,780,889 B2

11

of GHB solubility at room temperature. Greater solubility can be achieved, up to 1 g/ml, by heating the solution up to 100° C. Three solutions were adjusted with HCl and were susceptible to microbial growth (Δ). Two solutions were pH adjusted with malic acid and were resistant to microbial growth (●). Of these two solutions, the one at pH 6 contained xylitol as an excipient. Three solutions were pH adjusted with hydrochloric acid and were resistant to microbial growth (▲). One solution was not pH adjusted and was susceptible to microbial growth (*).

DESCRIPTION OF ILLUSTRATIVE EMBODIMENTS

1. Formulations of Gamma-Hydroxybutyrate

A. Microbial Growth and Gamma-butyrolactone Formation

The present invention arises from the discovery of chemically stable and microorganism resistant formulations of GHB in an aqueous medium, preferably a solution, and the efficacy of these formulations in the treatment of therapeutic categories of disorders, such as narcolepsy and other sleep disorders. Specifically, GHB is prepared at a concentration greater than about 150 mg/ml in an aqueous medium, up to the limits of GHB's solubility or retention in an aqueous medium, to produce the compositions of the present invention.

The maximum solubility of GHB is affected by the pH of the aqueous medium. At about pH 4, the maximum amount of sodium-GHB that can be dissolved is about 450 mg/ml. The value of pH that is conducive to GHB solubility increases, as is shown at FIG. 1, so that the minimal pH that will dissolve 750 mg/ml GHB was found to be about pH 6.8. This is shown in Table 1.

TABLE 1

Limits of Sodium Oxybate Solubility			
ID	Sodium Oxybate		
A	Maximum Solubility	pH of Solution	Temperature
B	450 mg/cc	pH 4 (HCl)	25°
C	500 mg/cc	pH 5 (HCl)	25°
D	600 mg/cc	pH 6 (HCl)	25°
E	750 mg/cc	pH 6.8 (HCl)	25°
F	750 mg/cc+	pH 10.3	25°
G	1000 mg/cc	pH unadjusted	65° Soluble, 25° Gel

The pH of the aqueous medium also affects the resistance of the composition to microbial growth at about 500 mg/ml GHB. GHB at this concentration in an aqueous medium that is between about pH 5 and pH 9 is resistant to microbial growth, with compositions at about pH 6 to about pH 7.5 being particularly resistant to microbial growth. However, at concentrations of GHB greater than about 750 mg/ml above about pH 7.5, the resistance to microbial growth is reduced. This is shown at Table 2.

TABLE 2

Microbial Challenge Data Summary			
ID	Sodium Oxybate H Concentration	pH of Solution	Microbial Challenge Result
I	750 mg/cc	7.5 (HCl)	pass
J	500 mg/cc	6.0 (HCl)	pass

12

TABLE 2-continued

K	500 mg/cc + Excipients (Xylitol)	6.0 (Malic Acid)	pass
L	500 mg/cc	9.0 (HCl)	pass (borderline <i>aspergillus</i>)
M	150 mg/cc (BDL 1995)	5.0 (HCl)	fail (<i>aspergillus</i> only)
N	150 mg/cc (BDL 1995)	7.0 (HCl)	fail (<i>aspergillus</i> & <i>staph</i>)
O	150 mg/cc (BDL 1995)	3.0 (HCl)	fail (<i>aspergillus</i> only)
P	150 mg/cc (BDL 1995)	10.3 (unadjusted)	fail (<i>aspergillus</i> and <i>staph</i>)
Q	500 mg/cc	6.0 (Malic Acid)	discontinued
R	500 mg/cc	7.5 (Malic Acid)	pass
S	500 mg/cc (May 1998)	9.0 (Malic Acid)	discontinued
T	500 mg/cc (May 1998)	7.5 (HCl)	pass*
U	Others: 200 mg/cc–800 mg/cc	5.0–9.0	pending

*pass is generally defined as:

For Category IC Products

Bacteria:	Not less than 1.0 log reduction from the initial count at 14 days, and no increase from the 14 days' count at 28 days.
Yeast and Molds:	No increase from the initial calculated count at 14 and 28 days.

The data from Table 1 and Table 2 are graphically shown in FIG. 1. The concentration of GHB in the composition, when evaluated in relationship to the pH, affects the resistance of the GHB composition to microbial challenge. Compositions of GHB at or below 150 mg/ml are poorly resistant to microbial challenge from a pH range of about pH 3 to about pH 9. However, concentrations of GHB of greater than about 150 mg/ml, up to about 1000 mg/ml of GHB, are believed to be suitably resistant to microbial contamination at these pH ranges.

The chemical stability of GHB is affected by pH. Accordingly, the method for preparing GHB, as described herein, particularly as disclosed in the specific examples, varies with pH. GBL begins to form if the pH is about 6 or less. Compositions with a pH of greater than about 6.0 are preferred to produce chemically stable formulations of GHB. Thus, a preferred range to produce chemically stable GHB would be from about pH 6 to about pH 9. However, any pH or range of pH values where a clinically acceptable amount of GBL is produced is also contemplated as being preferred, and is encompassed by the present invention. The range of GBL could be regulatorily broadened with availability of sufficient toxicological data.

In certain embodiments of the invention, a pH-adjusting agent may be added to the composition. The choice of a pH adjusting agent may affect the resistance to microbial challenge and/or the stability of GHB, as measured by the reduction in assayable GHB. Compositions of GHB, pH adjusted with malic acid are resistant to both microbial growth and chemical degradation of GHB, and are preferred. Other pH adjusting or buffering agents may be selected. Agents that adjust pH that are selected on this basis will undergo a taste testing study. However, any pH adjusting agent disclosed herein or as would be known to one of ordinary skill in the art is contemplated as being useful in the invention. Of course, any salt, flavoring agent, excipient, or other pharmaceutically acceptable addition described herein or as would be known to one of ordinary skill in the art is contemplated as being useful in the invention.

Any of the above formulations may be prepared and/or packaged as a powdered or dry form for mixing with an aqueous medium before oral administration, or they may be prepared in an aqueous medium and packaged. After mixing

ROX 1024

CBM of U.S. Patent No. 7,765,107

25 of 174

US 6,780,889 B2

13

with an aqueous medium, preferably to prepare a solution, these formulations are resistant to both microbial growth and chemical conversion of GHB to GBL, thereby increasing the shelf-life of therapeutic formulations of GHB in an aqueous medium. These formulations then provide an easily titratable liquid medium for measuring the dosage of GHB to be administered to a patient. Additional embodiments of the composition and methods of preparation are described below and in the examples.

B. Pharmaceutical Compositions

1. Pharmaceutically Acceptable Carriers

Aqueous compositions of the present invention comprise an effective amount of GHB dissolved or dispersed in a pharmaceutically acceptable carrier and/or an aqueous medium. The phrases "pharmaceutically or pharmacologically acceptable" refer to molecular entities and compositions that do not produce an adverse, allergic or other untoward reaction when administered to an animal, or a human, as appropriate.

As used herein, "pharmaceutically acceptable carrier" includes any and all solvents, dispersion media, coatings, antibacterial and antifungal agents, isotonic and absorption delaying agents and the like. The use of such media and agents for pharmaceutical active substances is well known in the art. Insofar as any conventional media or agent is incompatible with the active ingredient, its use in the therapeutic compositions is not appropriate. Supplementary compatible active ingredients can be incorporated into the compositions. For human administration, preparations should meet sterility, pyrogenicity, general safety and purity standards as required by the Food and Drug Administration (FDA).

The GHB may be lyophilized for more ready formulation into a desired vehicle where appropriate. The active compounds may be formulated for parenteral administration, e.g., formulated for injection via intravenous, intraarterial, intramuscular, sub-cutaneous, intralesional, intraperitoneal or other parenteral routes. The preparation of an aqueous composition that contains a GHB agent as an active component or ingredient will be known to those of skill in the art in light of the present disclosure. Typically, such compositions can be prepared as injectables, either as liquid solutions or suspensions. Solid forms suitable for using to prepare solutions or suspensions upon the addition of a liquid prior to injection can also be prepared; and the preparations can also be emulsified.

The pharmaceutical forms suitable for injectable use include sterile aqueous solutions or dispersions; formulations including, e.g., aqueous propylene glycol; and sterile powders for the extemporaneous preparation of sterile injectable solutions or dispersions. In all cases the form must be sterile and must be fluid to the extent that easy syringability exists. It must be stable under the conditions of manufacture and storage and must be preserved against the contaminating action of microorganisms, such as bacteria and fungi.

Solutions of the active compounds as free acid or pharmacologically acceptable salts can be prepared in water suitably mixed with hydroxypropylcellulose and/or a pharmaceutically acceptable surfactant. Dispersions can also be prepared in glycerol, liquid polyethylene glycols, and mixtures thereof as well as in oils. Under ordinary conditions of storage and use, these preparation may best contain a preservative to further prevent the growth of microorganisms.

A GHB composition of the present invention can be formulated into a composition in a neutral or salt form. Such

14

salts can be formed from any of the acids and bases described herein particularly depending on the particular GHB or GHB salt used, or as would be known to one of ordinary skill in the art.

The carrier can also be a solvent or dispersion medium containing, for example, water, ethanol, polyol (for example, glycerol, propylene glycol, and liquid polyethylene glycol, or the like), suitable mixtures thereof, and vegetable oils. The proper fluidity can be maintained, for example, by the use of a substance, such as lecithin (e.g. a coating), by the maintenance of the required particle size in the case of dispersion and by the use of surfactants. The prevention of the action of microorganisms can be brought about by any of the preservatives described herein, or as would be known to one of ordinary skill in the art, including various antibacterial and antifungal agents, for example, parabens, chlorobutanol, phenol, sorbic acid, thimerosal, and the like. In many cases, it will be preferable to include isotonic agents, for example, sugars or sodium chloride. Prolonged absorption of the injectable compositions can be brought about by the use in the compositions of agents delaying absorption, for example, aluminum monostearate.

Sterile injectable solutions are prepared by incorporating the active compounds in the required amount in the appropriate solvent with various of the other ingredients enumerated above, as required, followed by filtered sterilization. Generally, dispersions are prepared by incorporating the various sterilized active ingredients into a sterile vehicle which contains the basic dispersion medium and the required other ingredients from those enumerated above. In the case of sterile powders for the preparation of sterile injectable solutions, the preferred methods of preparation are vacuum-drying and freeze-drying techniques which yield a powder of the active ingredient plus any additional desired ingredient from a previously sterile-filtered solution thereof. The preparation of more, or highly, concentrated solutions for direct injection is also contemplated, where the use of DMSO as solvent (although DMSO may not now be a permitted human drug) is envisioned to result in extremely rapid penetration, delivering high concentrations of the active agents to a small area.

Upon formulation, solutions will be administered in a manner compatible with the dosage formulation and in such amount as is therapeutically effective. The formulations are easily administered in a variety of dosage forms, such as the type of injectable solutions described above, but drug release capsules and the like can also be employed.

For parenteral administration in an aqueous solution, for example, the solution should be suitably buffered if necessary and the liquid diluent first rendered isotonic with sufficient saline or glucose. These particular aqueous solutions are especially suitable for intravenous, intramuscular, subcutaneous and intraperitoneal administration. In this connection, sterile aqueous media which can be employed will be known to those of skill in the art in light of the present disclosure. For example, one dosage could be dissolved in 1 ml of isotonic NaCl solution and either added to 1000 ml of fluid or injected at the proposed site of infusion, (see for example, "Remington's Pharmaceutical Sciences" 15th Edition, pages 1035-1038 and 1570-1580). Some variation in dosage will necessarily occur depending on the condition of the subject being treated. The person responsible for administration will, in any event, determine the appropriate dose for the individual subject.

The active GHB may be formulated within a therapeutic mixture to comprise about 100 to about 10,000 milligrams per dose. Multiple doses can also be administered.

ROX 1024

CBM of U.S. Patent No. 7,765,107

26 of 174

US 6,780,889 B2

15

In addition to the compounds formulated for parenteral administration, such as intravenous or intramuscular injection, other pharmaceutically acceptable forms include, e.g., tablets or other solids; liposomal formulations; time release capsules; and any other form currently used, including cremes, which then may be admixed with an aqueous medium for oral administration.

One may also use nasal solutions or sprays, aerosols or inhalants in the present invention. Nasal solutions are usually aqueous solutions designed to be administered to the nasal passages in drops or sprays. Nasal solutions are prepared so that they are similar in many respects to nasal secretions, so that normal ciliary action is maintained. Thus, the aqueous nasal solutions usually are isotonic and slightly buffered to maintain a pH of 5.5 to 6.5, though other pH ranges disclosed herein the specific examples, such as pH 3 to about pH 9, or pH 6 to about 7.5, are contemplated. In addition, preservatives, similar to those used in ophthalmic preparations, and appropriate drug stabilizers, if required, may be included in the formulation. Various commercial nasal preparations are known and include, for example, antibiotics and antihistamines and are used for asthma prophylaxis.

The preferred oral formulations may include such normally employed excipients, as, for example, pharmaceutical grades of xylitol, mannitol, lactose, starch, magnesium stearate, sodium saccharin, cellulose, magnesium carbonate and the like. These compositions can take the form of solutions, suspensions, tablets, pills, capsules, sustained release formulations or powders to be admixed with an aqueous medium. In certain defined embodiments, oral pharmaceutical compositions will comprise an inert diluent or assimilable edible carrier, or they may be enclosed in hard or soft shell gelatin capsule, or they may be compressed into tablets, or the GHB may be packaged separately from or in combination with the excipients, salts, flavorings or any other components described herein, to be admixed with an aqueous medium for oral or injectable formulations, or they may be incorporated directly with the food (i.e. a beverage) of the diet.

For oral therapeutic administration, the active compounds may be incorporated with excipients and used in the form of tablets, buccal tablets or tabs, troches, capsules, elixirs, suspensions, syrups, wafers, and the like, to be admixed with an aqueous medium. Such compositions and preparations should contain at least 0.1% of active compound. The percentage of the compositions and preparations may, of course, be varied and may conveniently be between about 2 to about 75% of the weight of the unit, or preferably between 25-60%. The amount of active compounds in such therapeutically useful compositions is such that a suitable dosage will be obtained.

The tablets, troches, pills, capsules and the like may also contain the following: a binder, natural as gum tragacanth, acacia, cornstarch, or gelatin or synthetic as polyvinyl acetate; excipients, such as dicalcium phosphate; a disintegrating agent, such as corn starch, potato starch, alginic acid and the like; a lubricant, such as magnesium stearate; and a sweetening agent, such as sucrose, lactose or saccharin may be added or a natural or synthetic flavoring agent. When the dosage unit form is a capsule for admixing with a specific volume of an aqueous medium, it may contain, in addition to materials of the above type, a liquid carrier. Various other materials may be present as coatings or to otherwise modify the physical form of the dosage unit. For instance, tablets, pills, or capsules may be coated with sugar, natural or synthetic polymers, or both. A syrup or elixir may contain

16

the active compounds, sucrose as a sweetening agent, a preservative, a dye and/or a flavoring.

Additionally, any excipient, salt, acid, pH-mediating, adjusting or buffering compound or agent, flavoring, solution, solvent, dispersion, glycerol, glycol, oil, antibacterial and antifungal agents, antibiotics and antihistamines, binders, disintegrating agents, lubricants, sweetening agents, or any other additive or ingredient from those enumerated above or in the examples, or in any pharmaceutically acceptable composition or carrier described herein, or as would be known by one of skill in the art, is contemplated for use in aqueous mediums or solid forms of the GHB compositions of the invention. One or more of these compositions may be packaged with GHB or packaged separately from GHB prior to consumption. If packaged separately, useful compositions of GHB may be obtained by mixing GHB with the other components with an aqueous medium prior to consumption. Such components may be packaged in a set, described below.

2. Sets

Therapeutic sets of the present invention are sets comprising GHB. Such sets will generally contain, in suitable container, a pharmaceutically acceptable formulation of GHB. The set may have a single container, or it may have distinct container for each component, or distinct container for various combinations of components.

When the components of the set are provided in one or more liquid formulations, the liquid formulation is an aqueous medium, with a sterile aqueous solution being particularly preferred. The GHB compositions may also be formulated into a syringeable composition. In which case, the container means may itself be a syringe, pipette, vial, ampule or other such like apparatus, from which the formulation may be applied to an infected area of the body, injected into an animal, or even applied to and mixed with the other components of the set.

However, the components of the set may be provided as dried powder(s). When reagents or components are provided as a dry powder, the powder can be reconstituted by the addition of a suitable solvent. It is envisioned that the solvent may also be provided in another container means.

The container means will generally include at least one vial, test tube, flask, bottle, pouch syringe or other container means, into which the GHB formulation or components thereof are placed, preferably, suitably allocated. The sets may also comprise a second container means for containing a sterile, pharmaceutically acceptable buffer or other diluent.

The sets of the present invention will also typically include a means for containing the vials in close confinement for commercial sale, such as, e.g., injection or blow-molded plastic containers into which the desired vials are retained.

Irrespective of the number or type of containers, the sets of the invention may also comprise, or be packaged with, an instrument for assisting with the injection/administration or placement of the GHB composition within the body of an animal. Such an instrument may be a drinking cup, syringe, pipette, or any such medically approved delivery vehicle.

II. Methods of Treatment with the GHB Compositions

Because GHB has been shown to be effective in treating narcolepsy and sleep disorders (Lee, 1977; Mamelak, 1977; Hoes, 1980; Scharf, 1985; Scrima, 1990; Gallimberti, 1992; Series, 1992; Lammers, 1993), reducing alcohol craving and alcohol withdrawal symptoms, (Gallimberti et al., 1989;

ROX 1024

CBM of U.S. Patent No. 7,765,107

27 of 174

US 6,780,889 B2

17

Gallimberti et al., 1992; Gessa et al., 1992), reducing opiate withdrawal symptoms (Gallimberti et al., 1994; Gallimberti et al., 1993), reducing pain (U.S. Pat. No. 4,393,236), reducing intracranial pressure in patients (Strong, A. 1984), and increasing growth hormone levels in patients (Gerra et al., 1994; Oyama et al., 1970), the formulations of the present invention are also contemplated to be useful in the treatment of any of these disorders or conditions in patients. GHB has also been used alone as a narcotic in patients with a terminal carcinomatous state. GHB has been used with other analgesics, neuroleptics, or with a subliminal barbiturate dose for use as an anesthesia. GHB has been used in closed cranio-cerebral trauma and as a soporific (U.S. Pat. No. 5,380,937). The inventors contemplate the use of the GHB compositions of the present invention as a narcotic, hypnotic, or as a soporific. The inventors also contemplate the use of the GHB compositions of the present invention in combination with analgesics, neuroleptics or barbiturates for use as an anesthesia. The GHB compositions of the present invention may be prepared and administered by any of the means described herein, particularly those described in the section "Pharmaceutical Compositions" and the examples, or by any means as would be known to those of skill in the art.

The following examples are included to demonstrate preferred embodiments of the invention. It should be appreciated by those of skill in the art that the techniques disclosed in the examples which follow represent techniques discovered by the inventor to function well in the practice of the invention, and thus can be considered to constitute preferred modes for its practice. However, those of skill in the art should, in light of the present disclosure, appreciate that many changes can be made in the specific embodiments which are disclosed and still obtain a like or similar result without departing from the spirit and scope of the invention.

EXAMPLE 1

Preferred Embodiments

Xyrem™ Clinical Trials

The inventors developed a liquid formulation composed of GHB, xylitol, and preservative in water (XYREM™). Subsequent instability of the preservative in this formulation and a desire to initiate clinical trials in a timely manner led to a change in the formulation to a foil pouch. One clinical trial utilized a twin-pouch dosage form, with one side (pouch 1) of the foil packet containing GHB and the other side (pouch 2) containing the flavoring agents (Xylitol, [NF]; Malic Acid, NF;

Patients were instructed to open the twin-pouch with a scissors, empty the contents into a dosing cup, add 2 ounces of water, snap the lid on the dosing cup, shake to dissolve, and drink the entire contents of the cup. Clinical trials conducted by the inventors have been performed using the twin-pouch dosage form.

However, the inventors have continued development of a liquid solution and have now overcome inherent problems with particular formulations and/or preservatives. The inventors have converted patients currently enrolled in a GHB open-label trial to a liquid solution composed of GHB, malic acid, and water—that is diluted with water immediately prior to oral administration.

The need for a liquid solution dosage form is further evidenced by the range of doses being used in a subsequent GHB open-label trial. Three sizes of pouches were prepared

18

for the GHB open-label trial: 1.5 grams, 3.0 grams, and 4.5 grams. The initial dose for all patients in the GHB open-label trial was 6 grams of GHB nightly in divided doses. Dosage adjustments were permitted in the first two weeks of the trial as indicated for intolerance or lack of efficacy. The investigator was permitted to decrease the dose of GHB to 3 grams or 4.5 grams, or increase the dose to 7.5 grams or 9 grams nightly. After two weeks, further dosage adjustments were made if clinically indicated.

Thirty-five patients had their dose increased, and 16 patients had their dose decreased. Patients in the lowest dose group were disproportionately female and weighed 15 kg less than patients in the other two groups. Current dosing levels are noted below:

TABLE 3

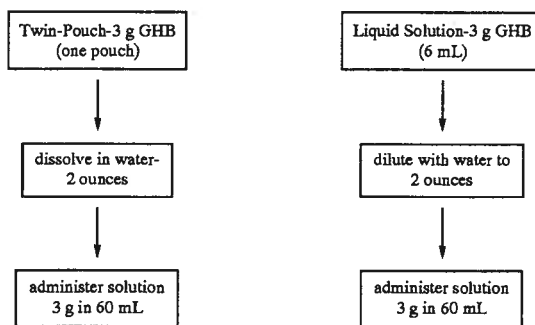
Dosing Levels in the GHB Open-Label Trial							
	Total	1.5 gram	3.0 gram	4.5 gram	6.0 gram	7.5 gram	9.0 gram
Number of Patients	95	0	4	10	39	12	30
Percent of Patients	100%	0%	4%	10%	41%	13%	32%

To achieve these individualized doses, it has been necessary to provide a combination of different dose strengths. This complexity would be very difficult to achieve with a marketed product. In addition, a month's supply of twin-pouches is quite bulky. A liquid formulation allows for ease in dosing adjustment with one dosage form. In addition "child-resistant" packaging has been developed with the liquid formulation.

A number of patients have also complained about the flavor with the twin-pouches. As follow-up the inventors sent questionnaires to participants in the inventors' clinical trial, and performed taste testing in normal volunteers. The questionnaire responses, taste testing results, and the clinical experience in narcolepsy patients of the study administrator have all confirmed that unflavored solutions were acceptable.

The concentration and volume of the GHB solution that the patient administers will be the same irrespective of whether it is dissolved from the pouch or diluted from the liquid. This is illustrated in Chart 1 and Table 4:

Chart 1
Comparison of Liquid Solution to Twin-Pouch



ROX 1024

CBM of U.S. Patent No. 7,765,107

28 of 174

US 6,780,889 B2

19

TABLE 4

Comparison of Liquid Solution to Twin-Pouch		
Amount of GHB	Twin-Pouch 3 grams (1 pouch)	Liquid Solution 3 grams (6 mL)
Inactive Components	malic acid xylitol lemon/lime flavor orange flavor	malic acid
Final Concentration	50 mg/mL	50 mg/mL*
Final Volume	60 mL	60 mL

*Final concentration outside the range of the most stable formulation. This formulation strength may be only stable at short periods of time such as 48 hours. The twin pouch version could be solubilized at a concentration within the preferred range of pH and GHB concentration for longer term storage.

Apart from the elimination of the sweetener (xylitol) and flavoring, the two formulations result in identical solutions.

CONCLUSIONS

The concentration and volume of the GHB solution that the patient administers is the same irrespective of whether it is dissolved from the pouch or diluted from the liquid. Either method may be used to produce acceptably stable solutions of GHB.

EXAMPLE 2

Preferred Embodiments

Self Preserving Formulations of Gamma-Hydroxybutyrate Summary of Formulations Studies—Liquid Xyrem™

I. Maximum Solubility Range

As seen in FIG. 1 and Table 1, the solubility of GHB varies with pH levels at room temperature (25° C.). Additional amounts of GHB can be solubilized in a gel if heat is applied, in which case a 1000 mg/ml concentration can be achieved. The inventors contemplate that though the concentrations or contents of GHB shown in FIG. 1 and Table 1 are preferred for use, due to the ease of preparing and consuming unheated preparations, higher concentrations of GHB in aqueous medium may also be made, up to 1000 mg/ml.

II. Microbial Testing

The inventors used a three factor analysis involving pH, concentrations of GHB and the pH adjuster used. As seen in FIG. 1, and Table 2, unacceptably low resistance to microbial challenge was seen at 150 mg/ml GHB at pH 3, 5, 7, and 9.0, using HCl as the pH adjusting agent. 150 mg/ml GHB at pH 10.3 without a pH adjusting agent also proved unacceptably resistant to microbial challenge. Borderline acceptable microbial preservativeness was seen in a solution pH adjusted with HCl at 500 mg/ml GHB at pH 9. At a concentration of 500 mg/ml at pH 6.0 or 7.5, adjusted with either malic acid or HCl, and 500 mg/ml at pH 9.0 adjusted with HCl, the formulation is very effective in a microbial challenge test. The inventors contemplate that a concentration of greater than about 150 mg/ml of GHB, up to the maximal solubility in aqueous solution of GHB, will be suitably resistant to microbial challenge from about pH 3 to pH 10.3. Preferably, the aqueous medium will contain a pH-adjusting or buffering agent.

III. Gamma-Butyrolactone Degradation Range

GBL begins to form if the pH is about 6 or less with the formulation tested thus far.

20

A. Liquid Formulation Development

The objective of these experiments was to develop a commercial formulation for sodium gamma hydroxybutyric acid. The initial formulation for sodium gamma hydroxybutyric acid (GHB) was intended to be an aqueous liquid formulation containing 150 mg/mL GHB, preservatives and flavoring agents. To develop this formulation, studies were conducted to establish the: solubility of the drug in water and as a function of pH, type and concentrations of suitable preservatives, type and concentrations of flavor ingredients, and stability of the formulations.

1. Solubility

The feasibility of preparing formulations containing 150 mg/mL of GHB at pH 3, 5 and 7 was established. Solutions containing 150 mg/mL GHB were prepared. The initial pH was greater than pH 7.5 and the final pH was adjusted to 3, 5 or 7 with hydrochloric acid. The solutions were observed for precipitation and assayed by HPLC for GHB content. The results showed that no precipitation was observed and the drug concentration was found to be 150 mg/mL by HPLC. This information was used as the basis for additional formulation development studies.

2. Preservatives

Preservative effectiveness studies were conducted to identify a suitable preservative for the GHB liquid formulation. The following formulations shown in Table 5 were prepared and tested using *Staphylococcus aureus* (ATCC #6538), *Pseudomonas aeruginosa* (ATCC #9027) and *Aspergillus niger* (ATCC #16404).

TABLE 5

Liquid Formulations Used in Preservative Effectiveness Testing					
Formulation	pH	Sodium Benzoate	Methylparaben Propylparaben	Potassium Sorbate	Control
1	3	X			
2	5	X			
3	7	X			
4	3		X		
5	5		X		
6	7		X		
7	3			X	
8	5			X	
9	7			X	
10	3				X
11	5				X
12	7				X
13	no pH adjustment				X

The preservative used in each formulation is marked with an X. The results showed that formulations #3, 4, 6 and 9 reduced all three challenge microorganisms by >99.99% in 48 h of contact time. Formulations #1, 5 and 7 reduced all three challenge microorganism by >99.99% in 7 days of contact time. Formulations #2, 8, 10, 11, 12 and 13 did not reduce *Aspergillus niger* mold to >99.99%, although some reduction occurred in 7 days of contact time. Controls #10, 11, 12 and 13 demonstrated activity against *Pseudomonas aeruginosa*.

ROX 1024

CBM of U.S. Patent No. 7,765,107

29 of 174

US 6,780,889 B2

21

3. Stability

Based on the results of the preservative effectiveness testing, five formulations were selected for stability testing. Table 6 shows the composition of the formulations.

TABLE 6

Liquid Formulations Used in Informal Stability Program					
Chemical	1	2	3	4	5
Potassium Sorbate	0.4 gm	0.4 gm			
Sodium Benzoate			1.0 gm		
Methylparaben				0.36 gm	0.36 gm
Propylparaben				0.04 gm	0.04 gm

22

Table 7 shows the results for the 3 month time point. Samples stored at 60° C. changed color but samples at all other conditions remained unchanged in color.

The pH of all formulations migrated upward over the three month stability period 60C. The percent increase in pH from initial to 3 months, was greater for the formulations which were initially adjusted to lower values.

For example, the migration of pH in formulations 1,3 and 4 (adjusted down to pH 3) were 21–30 percent across all conditions in three months. The migration of pH in formulations 2 and 5 (adjusted down to pH5) were 4.2–12 percent across all conditions in 3 months. Maintenance of pH becomes important for long term storage since preservatives are known to degrade in formulations having pH levels above approximately pH 6.

Additionally, development of flavor systems to mask the negative taste of preservatives is difficult.

TABLE 7

Results of Liquid Formulation Informal Stability Study at Three Months						
Formulation # (See Table 6)	Attribute	25° C./60% RH Upright	25° C./60% RH Inverted	40° C./75% RH Upright	40° C./75% RH Inverted	60° C. Upright
1 Potassium Sorbate (pH3) at 3 months storage	% t = 0 pH Appearance	100.7 3.63 clear, colorless	101.6 3.64 clear, colorless	101.2 3.84 clear, colorless	NA 3.82 clear, colorless	NA 3.91 clear, light yellow
2 Potassium Sorbate (pH5)	% t = 0* pH Appearance	102.1 5.21 clear, colorless	105.0 5.28 clear, colorless	104.0 5.55 clear, colorless	102.0 5.56 clear, colorless	99.6 5.61 clear, light brown
3 Sodium Benzoate (pH3)	% t = 0 pH Appearance	102.4 3.60 clear, colorless	104.1 3.74 clear, colorless	99.1 3.78 clear, colorless	102.6 3.75 clear, colorless	97.0 3.79 clear, colorless
4 4 Methyl & Propyl Parabens (pH3)	% t = 0 pH Appearance	101.5 3.63 clear, colorless	102.7 3.71 clear, colorless	100.6 3.81 clear, colorless	101.2 3.80 clear, colorless	93.7 3.83 clear, colorless
5 4 methyl & Propyl Parabens (pH5)	% t = 0 pH Appearance	103.1 5.22 clear, colorless	105.8 5.55 clear, colorless	101.9 5.55 clear, colorless	103.1 5.56 clear, colorless	95.6 5.60 clear, light yellow

*% GHB at t = 0 percent of label claim

** initial time (t = 0)

TABLE 6-continued

Liquid Formulations Used in Informal Stability Program					
Chemical	1	2	3	4	5
paraben					
GHB	30 gm	30 gm	30 gm	30 gm	30 gm
Xylitol	40 gm	40 gm	40 gm	40 gm	40 gm
Water q.s.	200 mL	200 mL	200 mL	200 mL	200 mL
Initial pH	8.68	8.68	9.30	7.75	7.75
Formulation Adjusted pH	3.01	5.00	3.00	2.98	4.98

The formulations were packaged in 125 mL, amber PET bottles with safety lined child-resistant caps and stored upright and inverted at 60° C., 40° C./75% relative humidity (RH) and 25° C./60% relative humidity. Samples were removed from the stability chambers after 1, 2 and 3 months and assayed by high performance liquid chromatography (HPLC) for GHB content. Appearance and pH were also monitored.

4. Liquid Formulation Organoleptic Testing

Based on the above stability data and preservative effectiveness testing, a pH 5 formulation containing potassium sorbate was selected as the primary base formulation for flavor system development and organoleptic testing. A pH 3 formulation containing potassium sorbate was selected as the back-up formulation.

B. Dry Powder Formulation Development

Developing a flavor system for the primary and back-up liquid formulations proved to be difficult and a decision was made to develop a dry powder formulation for reconstitution with water before consumption. This approach removed the need for a preservative system, the requirement to adjust pH to levels below pH6, and allowed the development of a suitable flavor system.

1. Dry Powder Formulation Organoleptic Testing

To develop a flavor system for the powder formulation, several parameters were evaluated. The flavor attributes of a GHB solution was characterized by a professional sensory panel. A mimic base containing similar sensory properties as a GHB solution for flavor system was developed. Generally Recognized As Safe (GRAS) excipients for flavor system

ROX 1024

CBM of U.S. Patent No. 7,765,107

30 of 174

US 6,780,889 B2

23

development were selected. Different excipients (flavorings, sweeteners, acidulants and flow agents) in the mimic base were screened. Three flavor systems for the focus group test were selected. A preferred flavor system was optimized based on comments obtained from the focus group testing. This final formulation with GHB was optimized.

Based on the above activities, the following formulations in Table 8 were selected for stability studies:

TABLE 8

Composition of Prototype Dry Powder Formulation		
Ingredient	Composition (grams)	Purpose
GHB	3	Active
Xylitol	5.5	non-cariogenic sweetener
Malic acid	0.2	Acidulant
Flavor 1	0.2	Flavor ingredient
Flavor 2	0.04	Flavor ingredient
Silicon Dioxide (Cab-O-Sil ®)	0.03	Flow enhancer

2. Dry Powder Formulation Stability

A study was initiated to evaluate the stability of the above prototype formulation in two types of foil packages (high and moderate moisture resistant) as well as the stability of GHB alone in one type of foil package (high moisture resistant). Table 9 shows the Lots that were placed on stability. The foil packages were a high moisture resistant pouch and a moderate moisture resistant pouch. The study protocol, Table 10, required the samples to be stored at 40±2° C./75±5% relative humidity for six months, and 25±2° C./60±5% relative humidity for 12 months. Table 11 shows the tests, methods, number of packets/test and specifications for the study.

TABLE 9

Dry Powder Informal Stability Study Package Composition			
Lot Number	Manufacture Date	Package Configuration	Special Comments
SPO #8018 A	Oct. 6, 1995	Foil Packet	Moderate moisture resistant pouch.
SPO #8018 B	Oct. 6, 1995	Foil Packet	Highest moisture protection pouch.
SPO #8018 C	Oct. 6, 1995	Foil Packet	Drug substance only. Highest moisture protection pouch.

TABLE 10

Dry Powder Informal Stability Study Protocol							
Storage Conditions	Stability Time in Months						
	0	1	2	3	6	9	12
40 ± 2° C./75% ± 5% RH		X	X	X	X		
25 ± 2° C./60% ± 5% RH	X	X	C	C	R	R	R

X = Samples to be tested

C = Contingency Samples

R = Reduced testing; assay and H₂O only

RH = Relative Humidity

24

TABLE 11

Dry Powder Informal Stability Tests and Specifications			
Test	Method	Packets/Test	Specification Limits
Appearance	Visual	Use HPLC	White to off-white free flowing powder
Dry Material	Visual	Use HPLC	Cloudy, off-white solution with visible particulates
Reconstituted Material	Visual	Use HPLC	Material should dissolve completely in five min with mixing
Rate of Dissolution	Visual	Use HPLC	Characteristic Lemon/Lime odor
Odor	Olfactory	Use HPLC	90.0%–110.0%
Assay: GHB	HPLC	3	90.0%–110.0%
Assay: Malic Acid	HPLC	Use HPLC	Not more than 1% for any individual impurity/degradant and Not more than 3% total impurity/degradants
Impurities/Degradants	HPLC	Use HPLC	No Appearance of Leaking
Vacuum Leak test	Visual	3	For Information
pH	USP <791>	Use HPLC	
Moisture	Karl Fisher	3	Report Value - to be determined

After two months at 40±2° C./75±5% relative humidity, the potency (% label claim) of Lots SPO 8018A and SPO 8018B was less than 94.0%, the lower limit of the specification, whereas Lot SPO 8018C showed no loss in potency. Lots 8018A and 8018B showed approximately 96% potencies after 2 months at 25° C.±2° C./65%±5% relative humidity. Lot SPO 8018C again showed no loss in potency at this lower storage condition.

3. Appearance

After 2 months at 40° C.±2° C./75%±5% relative humidity, Lots SPO 8018A and SPO 8018B showed significant melting, whereas Lot 8018C showed no melting. Lots SPO 8018A and SPO 8018B also showed partial melting after 2 months at 25° C.±2° C./65%±5% relative humidity. Lot SPO 8018C again showed no evidence of melting at this lower storage condition.

Based on the physical changes in state observed during the stability studies, it was apparent that a solid state interaction between GHB and the excipient blend had occurred. Since xylitol made up the majority of the excipient blend, it was assumed that xylitol was the primary source of the drug-excipient interaction. An alternative hypothesis was also proposed, based on the possibility that the package was mediating the interaction between GHB and xylitol. Three studies were initiated to test these hypotheses.

4. Stability of GHB Solids in a Set Container-System

In the first study, the samples that were stored at 25±2° C./60±5% relative humidity were transferred to glass vials and then stored at 40±2° C./7±5% relative humidity. In the second study, mixtures of GHB and xylitol were gently rubbed between sheets of different types of foil packaging. The mixtures were observed for changes in physical appearance. In the third study, different mixtures of GHB and xylitol were prepared. Differential Scanning Calorimetry (DSC) thermograms were then done to look for changes in the thermograms. The results of these studies are summarized below.

Transfer to Glass: Samples of Lot 8018A and Lot 8018C that were previously stored at 25±2° C./60±5% relative

ROX 1024

CBM of U.S. Patent No. 7,765,107

31 of 174

US 6,780,889 B2

25

humidity were transferred to amber screw cap vials and stored at $40\pm 2^\circ\text{C}$. $75\pm 5\%$ relative humidity. Analyses similar to those shown in Table 6 were done. After 1 month, the potency of Lot 8018A was 94.6% whereas the potency of Lot 8018C (GHB only) was 100%. In addition, Lot 8018A also showed evidence of melting. The results supported the hypothesis that GHB and xylitol were interacting in the solid state and the interaction appeared to be independent of packaging.

Foil Study: Mixtures of GHB and xylitol were placed between folded sheets of several different foil packaging materials. Slight adhesion of the mixed granules with the foil lining was observed for all of the foils examined. No direct evidence of melting was observed, however, even when excessive force was applied to the outer foil surfaces. This data suggests that the packaging material was not responsible for the solid state interaction observed during the stability studies.

DSC thermographs were obtained for samples of GHB/xylitol containing GHB:xylitol mixtures of 33:66, 45:55 and 55 percent 45 respectively. The scans were conducted at a scan rate of $10^\circ\text{C}/\text{min}$. The thermographs showed that the sample containing GHB:xylitol 33:66 showed a broad endothermic transition starting at 35°C – 40°C . Samples with higher ratios of GHB:xylitol also showed broad endothermic transitions that started at temperatures of 45°C – 50°C . The changes seen in the thermographs supported the hypothesis that a solid state interaction may be occurring between GHB and xylitol that resulted in low potencies for formulations containing mixtures of these two agents.

As a result of the changes seen in the DSC thermographs for different mixtures of GHB:xylitol, a study was initiated to investigate the stability of a formulation containing GHB:xylitol excipient blend 55:45. A formulation containing GHB:xylitol excipient blend 33:66 was used as a control sample. The formulations were packaged in glass vials and stored at 50°C , $40\pm 2^\circ\text{C}$, $75\pm 5\%$ relative humidity and $25\pm 2^\circ\text{C}$, $60\pm 5\%$ relative humidity. The appearance and potency of the formulations were monitored through analyses of stability samples. The stability study also showed potency losses after 1 month at 40°C , $75\pm 5\%$ relative humidity with both the 50/50 GHB:xylitol ratio as well as the original 33/66 ratio formulation. Partial evidence of melting was also observed in both formulations.

Studies with mixtures of GHB:xylitol excipient blend indicated that the mixture was incompatible in the solid state. However, when prepared as an aqueous solution, these mixtures were chemically compatible. Using this information, a decision was made to package the GHB formulation in dual pouches; one pouch containing GHB alone and the other containing a mixture of xylitol and the other flavor ingredients. The formulation will contain equal amounts of GHB and the excipient blend. This product will be prepared, packaged, and may be checked for stability.

EXAMPLE 3

The Pharmacokinetics of Gamma-Hydroxybutyrate

Study Objectives

The objective of this study was to assess the pharmacokinetics of GHB after oral administration of two consecutive single doses of GHB (3 g/dose; patients generally ingested the first dose of this medication prior to bedtime and the second dose from 2.5 to 4.0 h later) to narcoleptic patients who are maintained on a chronic regimen of GHB.

26

II. Study Design

This pharmacokinetic study was conducted as an open-label, single-center investigation in 6 narcoleptic patients. The study design is summarized as follows:

TABLE 12

Screening/ Washout⇒	Treatment/Blood Sampling⇒	Follow-up
(1 or more days to dosing; washout, at least 8 h)	(Two 3 g GHB oral doses, 4 h apart; 21 blood samples)	(Within 48 h after last blood sample)

Narcoleptic patients, 18 years of age or older, who volunteered for this study were screened at least one day prior to the treatment phase. Each patient was determined to be in stable health and evaluated for the presence of narcolepsy, defined for the purposes of this example as one or more years of medical history of narcolepsy as evidenced by a recent nocturnal polysomnogram (PSG) and a valid score from a Multiple Sleep Latency Test (MSLT).

Patients maintained on GHB were allowed to participate. These patients had been weaned from antidepressants, hypnotics, sedatives, antihistamines, clonidine, and anticonvulsants though a stable regimen of methylphenidate (immediate release or sustained release) was allowed. Each patient passed a pre-study physical examination (which included hematology, blood chemistry, urinalysis, and vital signs measurements) prior to the commencement of the treatment phase.

Before oral administration of the first GHB dose, an indwelling catheter was placed in an arm vein and a baseline blood sample was collected. Each patient then ingested a 3 g dose of GHB before bedtime. Another 3 g GHB dose was administered 4 h after the first dose. Twenty-one sequential blood samples were collected over 12 h (starting at 10 min after the first dose and ending at 8 h after the second dose). Upon completion of the treatment phase, a follow-up physical examination which included the measurement of vital signs was performed on each patient within 48 h after the last blood sample. A detailed description of the trial methodology is presented in Section IV.

III. Inclusion Criteria

Patients were included in the study if they: had signed an informed consent prior to beginning protocol required procedures; had not participated in such a study at an earlier date; were willing and able to complete the entire study as described in the protocol; were 18 years of age or older at study entry; had not taken any investigational therapy other than GHB within the 30-day period prior to screening for this study; had an established diagnosis of narcolepsy for at least one year with documentation from a qualified laboratory by a nocturnal polysomnogram (PSG) and a Multiple Sleep Latency Test (MSLT) which demonstrated mean sleep latency to be less than 5 min and REM onset in at least 2 of 5 naps; had not been diagnosed with uncontrolled sleep apnea syndrome, defined as a sleep Apnea Index of 5 or an Apnea Hypopnea Index (AHI) greater than 10 per hour or any other cause of daytime sleepiness; and were free of any medication for their narcolepsy (including hypnotics, sedatives, antidepressants, antihistamines, clonidine, and anticonvulsants) other than GHB and methylphenidate (IR or SR). Patients admitted to this study if they were not experiencing unstable cardiovascular, endocrine, gastrointestinal, hematologic, hepatic, immunologic, metabolic, neurological, pulmonary, and/or renal disease

ROX 1024

CBM of U.S. Patent No. 7,765,107

32 of 174

US 6,780,889 B2

27

which would place them at risk during the study or compromise the protocol objective; did not have neurological or psychiatric disorders (including transient ischemic attacks, epilepsy, or multiple sclerosis) which, in the investigator's opinion, would preclude the patients' participation and completion of this study; did not have a current or recent (within one year) history of alcohol or drug abuse; did not have a serum creatinine greater than 2.0 mg/dL, abnormal liver function tests (SGOT or SGPT more than twice the upper limit of normal, or serum bilirubin more than 1.5 times normal). Female patients were entered into the study if they were either post-menopausal (i.e. no menstrual period for a minimum of 6 months), surgically sterilized or provided evidence of effective birth control. Females of childbearing potential must agree to continue to use an IUD, diaphragm, or take their oral contraceptives for the duration of the study. Female patients of childbearing potential must have a negative pregnancy test upon entry into the study.

IV. Trial Methodology

A time and events schedule is presented in Table 12.

A. Screening Period/Washout

Six narcoleptic patients who were chronically being treated with GHB were recruited to participate in this pharmacokinetic study. The screening period was at least one day prior to the treatment phase. During the screening period each patient completed the following procedures for the assessment of their physical condition: medical history evaluation; physical examination evaluation; clinical laboratory evaluation; inclusion criteria review. Each patient's GHB and methylphenidate regimen also were recorded on an appropriate case report form (CRF). The investigator also ensured that there was at least an 8-hour washout period for GHB prior to the treatment.

B. Treatment Period/Blood Samples Collection

All patients were hospitalized from approximately four hours prior to first GHB dosing (around 6 p.m.) until the end of the treatment period (around 10 a.m. the next morning). Patients ate their dinner at the clinical research unit soon after arrival and fasted until breakfast next morning. At least three hours elapsed between the completion of dinner and the administration of the first GHB dose. An indwelling catheter was placed in an arm vein of each patient for blood sampling at approximately 30 min and 1 h before the first GHB dose and a baseline blood sample (5 mL) was collected.

The first GHB dose (3 g) was administered at around 10 p.m. Dosing of individual patients were staggered. The second GHB dose was administered at 4 h after the first GHB dose (i.e. immediately after the 4 h blood sample). The exact dosing times in each patient were recorded on appropriate CRF pages. Blood samples (5 mL each) were collected through the indwelling catheter into heparinized tubes at 0.2, 0.4, 0.6, 0.8, 1, 1.5, 2, 3, 4, 4.2, 4.4, 4.6, 4.8, 5, 5.5, 5, 7, 8, 10, and 12 h after the first GHB dose. Blood samples were processed according to the procedures described herein. Patients were monitored for adverse experiences throughout the study according to the specific procedures.

C. Follow-up

Follow-up occurred within 48 h after the last blood sample had been collected. An abbreviated physical examination which included vital signs measurement was performed. Adverse experiences and concomitant medication use, if any, were assessed. Any ongoing adverse experiences and clinically important findings in a patient were followed to the investigator's and/or sponsor's satisfaction before the patient was discharged from the study.

28

D. Methods of Assessment

1. Medical History

The medical history was recorded during the screening period. The history included gender, age, race, height, prior reaction to drugs, use of alcohol and tobacco, history and treatment, if any, of cardiovascular pulmonary, gastrointestinal, hepatic, renal, immunologic, neurological, or psychiatric diseases and confirmation of inclusion criteria.

2. Physical Examination

Physical Examination included body system review as well as measurement of body weight and vital signs and a neurological examination.

3. Vital Signs

Vital signs measurements included recording of blood pressure, heart rate, respiration, and body temperature.

4. Clinical Laboratory

All clinical laboratory tests were performed at a local laboratory. The laboratory tests and analysis were required of each patient included: hematology, including hemoglobin, hematocrit, red blood cell count, white blood cell count and differential; fasting blood chemistries included blood urea nitrogen (BUN), uric acid, glucose, creatinine, calcium, phosphorus, total protein, albumin, sodium, potassium, SCOT (AST), SGPT (ALT), alkaline phosphatase, lactate dehydrogenase (LDH), and total bilirubin; midstream catch urinalysis included specific gravity, pH, protein, occult blood, ketones and glucose by dipstick determination as well as a microscopic examination of urine sediment for RBC, WBC, epithelial cells or casts or crystals; and a urine pregnancy test, if applicable. Any laboratory parameter that was out of range and considered clinically significant excluded the patient from participation in this study. The investigator would provide an explanation of all observations that were significantly outside the reference range.

5. Concomitant Medication

The continued use of a fixed dose of methylphenidate immediate release or sustained release (IR or SR) is acceptable. The methylphenidate regimen was recorded on the appropriate case report form.

6. Adverse Experiences

An adverse experience are any undesirable event experienced by a patient or volunteer whether or not considered drug-related by the investigator. An undesirable event can be, but is not limited to, subjective symptoms experienced by a patient or, objective findings such as significant clinical laboratory abnormalities. Adverse experience is considered synonymous with the term "adverse event".

The investigators report in detail all adverse experiences and symptoms that occurred during or following the course of trial drug administration for up to 2 days. Included in the description was the nature of the sign or symptom; the date of onset; date or resolution (duration); the severity; the relationship to trial treatment or other therapy; the action taken, if any; and the outcome.

A serious adverse experience is defined as one that is fatal, life threatening, permanently disabling, or which results in or prolongs hospitalization. In addition, overdose, congenital anomaly and occurrences of malignancy are always considered to be serious adverse experiences. An unexpected adverse experience is one not previously reported.

Any serious or unexpected adverse experience (including death) due to any cause which occurs during the course of

ROX 1024

CBM of U.S. Patent No. 7,765,107

33 of 174

US 6,780,889 B2

29

this investigation, whether or not it is related to the investigational drug, was reported within 24 h by telephone or facsimile. Appropriate authorities were to be informed if the serious or unexpected adverse experience, in the opinion of inventors, was likely to affect the safety of other patients or volunteers or the conduct of the trial.

7. Clinical Supplies-Study Medication

Formulation: Unit 3 g GHB doses (Lot PKI) were obtained from Orphan Medical. Each unit dose comprised twin foil pouches: one pouch containing GHB and the other containing a flavor excipient blend. (Table 8 formulation)

Labeling: The clinical supplies for individual patients were packaged in separate containers. Each container included two unit doses, i.e. two twin-pouches. Clinical supplies for eight patients (including those for two replacement patients) were delivered to the investigator. Foil twin-pouches were identified with a two-part label.

Dose Administration: The investigator or designee prepared the oral solution for dosing within 30 min prior to the first oral administration to individual patients. The contents of one twin-pouch was emptied into a dosing cup to which two ounces of water were added. After replacing the lid of the dosing cup, it was gently shaken to dissolve the GHB and excipient in water. The GHB solution was ingested in its entirety. Likewise, the second GHB dosing solution was prepared in the same manner and was ingested in its entirety at 4 h after the first GHB dose.

Investigational Drug Accountability: At the conclusion of the study, all clinical supplies were accounted for on the drug accountability form and unused drug supplies were returned for proper disposition.

8. Determination of Plasma GHB Concentrations

Plasma samples were analyzed for GHB by the Department of Bioanalytical Chemistry (Covance (previously known as Hazelton Corning), Madison, Wis.) A gas chromatographic method with mass selective detection (GC-MSD) was used in the analysis.

9. Data Management and Analysis

Data Base: An EXCEL data base (spreadsheet) was constructed from data recorded on Case Report Forms (CFR) and plasma GHB concentration data sets received from Covance (Corning Hazelton). Each entry in the EXCEL spreadsheet was checked against the CRFs and any data entry error found was corrected.

Pharmacokinetic Analysis: Pharmacokinetic parameters were determined for individual sets of plasma GHB concentration vs. time data using the non-compartmental routine in WinNonlin Version 1.1. The peak GHB concentrations (C_{max}) and the times of their respective occurrences (t_{max}) were observed values. Terminal half-life ($T_{1/2}$) was obtained by log-linear regression analysis of the terminal phase of concentration vs. time curves. The area under the curve (AUC_{inf}) and the area under the first moment curve ($AUMC_{inf}$) were calculated by the linear trapezoidal rule up to the last determined concentration and included extrapolated areas to time infinity. Apparent oral clearance (CL/F) was calculated as $Dose/AUC_{inf}$. Volume of distribution (V_z/F) was determined by taking the ratio between CL/F and λ_z (elimination rate constant). Mean residence time (MRT) was estimated from the ratio between $AUMC_{inf}$ and AUC_{inf} .

Safety Analyses: Results of physical examinations, vital signs, clinical laboratory data were summarized in tabular form and presented by patient number. Adverse events also were tabulated in a similar fashion.

30

10. Results

Patient and Study Accountability: Six narcoleptic patients were enrolled and all six completed the study in its entirety.

Protocol Compliance: There were no inclusion criteria violations. All patients admitted into the study met the study entrance requirements and completed the screening phase at least one day before the treatment phase.

All six patients took non-study medications in addition to methylphenidate and GHB doses because none of their concomitant medications (Synthyroid, Premarin, Lovastatin, Flovastatin, furosemide, potassium, hydrochlorothiazide, lansoprazole, and verapamil) were on the exclusion list (which included hypnotics, sedatives, antidepressants, antihistamines, clonidine, and anticonvulsants). Adverse experience probes, vital sign measurements, and essentially all pharmacokinetic blood samples were performed at protocol specified times; the few deviations in blood sampling times should not have any impact on the outcome of the study since actual blood sampling times were used in the pharmacokinetic analysis.

The diagnosis of narcolepsy for at least one year in each patient was verified by a nocturnal polysomnogram (NSG) and a Multiple Sleep Latency Test (MSLT) conducted at a qualified laboratory. Five patients have been maintained on GHB nightly for over 10 years and one patient has been receiving GHB nightly for two years. One patient (Subject 101) also had multiple sclerosis; however, the attending physician, judged that it would not interfere with the objective of this study. A few of the screening clinical laboratory results marginally fell outside the reference range but none was considered by the attending physician to be clinically significant.

Exposure to Study Drug: All patients ingested the two GHB doses as scheduled (immediately prior to bedtime). The GHB doses per kg body weight ranged from 26.4 to 52.4 mg/kg.

Plasma GHB Concentration Profiles: It was noted that, in certain cases, (Patients #103, and #106), plasma GHB concentrations did not decline from the first C_{max} to zero concentration at h 4. Upon achievement of the second C_{max} , the semi-logarithmic plots of concentration versus time data in Patients #102, #103, and #105 exhibited a convex decline profile. Such a decline pattern suggested non-linear pharmacokinetics. The highest plasma GHB concentration observed in the study was 125.0 $\mu\text{g/mL}$ which occurred in Subject 101 after the second 3 g GHB dose.

Pharmacokinetic Parameter Estimates: The mean (\pm SD) showed that maximum GHB concentrations (C_{max}) were $62.8 \pm 27.4 \mu\text{g/mL}$ and $91.2 \pm 25.6 \mu\text{g/mL}$ for the first and second GHB doses, respectively. The corresponding mean observed times to maximum concentrations were 40 ± 6 and 36 ± 7 min after the first and second GHB doses, respectively. The mean AUC_{inf} was $17732 \pm 4603 \mu\text{g/mL}\cdot\text{h}$. The mean CL/F was $4.2 \pm 1 \text{ mL/min/kg}$ and the mean V_z/F was $307 \pm 96 \text{ mL/kg}$. The mean MRT_{inf} was 249 ± 56 min. The mean GHB $T_{1/2}$, estimated by linear regression of $\log[C]$ vs. time data of the terminal phase of the second GHB dose was 53 ± 19 min.

Adverse Experiences: No adverse experiences were reported in the study.

Follow-up Safety Assessments: Inspection of screen and follow-up physical examination results per individual patient did not identify any changes attributable to GHB.

11. Discussion

To the inventors' knowledge, the level of GHB in human systemic circulation has not been reported in the literature.

ROX 1024

CBM of U.S. Patent No. 7,765,107

34 of 174

US 6,780,889 B2

31

Hence, baseline (0 h) plasma samples were analyzed for GHB concentrations. The GC-MSD method used in the present study had a limit of quantification (LOQ) of 7.02 $\mu\text{g/mL}$ and analysis of the baseline plasma samples showed the endogenous levels of GHB are below this sensitivity limit. This finding was confirmed by adding known amounts of GHB (5, 10, and 25 μg per mL of plasma) to blank human plasma samples and subjected these samples to GC-MSD analysis. This method of standard addition allowed an estimation of the endogenous GHB level in human plasma which was found to average about 2.02 $\mu\text{g/mL}$, (i.e. approximately $\frac{2}{3}$ of the Limit Of Quantitation (LOQ) for a validated assay. Hence, the endogenous GHB level was not subtracted from exogenous GHB concentrations prior to pharmacokinetic analysis.

Values of mean t_{max} (~40 min after dosing) and $t_{1/2}$ (~35 min) suggest that the GHB solution administered to narcoleptic patients in this study was readily absorbed and rapidly eliminated. In 3 out of 6 patients the drug was essentially gone from the systemic circulation by h 4 after the first GHB dose whereas in the remaining three patients residual GHB levels of ~15 $\mu\text{g/mL}$ was still detected at h 4.

The convex nature of the decline of plasma GHB concentrations in three patients after achievement of the second C_{max} indicated that elimination of GHB from the systemic circulation in these three patients is capacity limited. Nevertheless, it should be noted that plasma GHB concentrations were no longer detectable by h 6 after the second GHB dose (10 h after the first GHB dose). The mean apparent oral clearance found in this study was 4.2 ± 1.0 mL/min/kg and appeared to be comparable to the apparent oral clearance of 5.3 ± 2.2 mL/min/kg reported in the literature for a group of alcohol dependent patients who were administered a dose of 50 mg/kg (Ferrara, 1992). While it appeared that the GHB dose (ranging from 26.4 to 52.4 mg/kg with a mean of 36.5 mg/kg) in the present study was lower than the comparison GHB dose (50 mg/kg) administered to the alcohol dependent patients (Ferrara, 1992), it should be noted that each patient in the present study was administered two consecutive GHB doses at four-hour interval and residual GHB levels were detected in three out of six patients immediately prior to the second GHB dose. The GHB pharmacokinetic non-linearity in alcohol dependent patients easily can be observed from the apparent oral clearance which increased to 8.1 ± 4.8 mL/min/kg when the GHB dose is reduced to 25 mg/kg dose (Ferrara, 1992). In the present study, the non-linearity was less obvious because each narcoleptic patient received two consecutive fixed 3 g doses regardless of body weight.

The mean elimination half-life of GHB in the six narcoleptic patients was determined to be 53 ± 19 min, longer than that in alcohol dependent patients after a 50 mg/kg GHB dose (Ferrara, 1992). The lengthening of GHB elimination half-life observed in this study partially was caused by the wider spacing in sampling time points. However, capacity limited elimination of this drug in some of the narcoleptic patients also could have contributed to this prolongation.

GHB appears to have a shortcoming in that its elimination from the body is capacity limited in some patients when the drug is administered at a fixed regimen of 3 g twice nightly at four-hour interval. However, from a therapeutic perspective, GHB offers an advantage in the treatment of narcolepsy because by the time a patient wakes up in the morning (i.e. 8 to 10 h after the first GHB dose), all GHB, including that from the second dose, will have been eliminated from the systemic circulation. GHB was also well tolerated by narcoleptic patients in this study. No adverse experience was reported.

32

12. Conclusions

The capacity limited elimination kinetics was observed in three out of six patients who had been administered two consecutive 3 g oral doses of GHB, 4 h apart. From a pharmacokinetic perspective, dividing the nightly GHB dose into two portions and administering the two portions to narcoleptic patients at a 2.5- to 4-h interval was rational because the elimination half-life of GHB was short (<1 h). The pharmacokinetic profiles of GHB in narcoleptic patients who had been receiving this agent nightly for years appeared to be comparable to those in alcohol dependent patients (Ferrara, 1992).

EXAMPLE 4

Sodium Oxybate Formulation Study

I. Study Objectives

This example described ways that sodium oxybate may be prepared and tested for stability to determine preferred formulations. Various formulations of sodium oxybate in water were prepared under different conditions of mixing and with addition of selected acidulents at multiple pH levels (Neo-Pharm Laboratories, Blainville, Quebec). Selected formulations were placed on real time and accelerated stability. Earlier studies have demonstrated that degradation products are formed in acidic conditions and that antimicrobial effectiveness is limited at high pH. Therefore several acidulents across a range of 6.0–9.0 were evaluated.

II. Study Design-Part I

The following experimental work is designed to be performed in two stages. Initial studies were conducted to evaluate the impact of conditions of formulation, pH and acidulent on the resultant levels of impurities, specified and unspecified, and potency of sodium oxybate. Sodium oxybate was prepared (MDS Neo-Pharm Laboratories, Quebec Canada), under different conditions of mixing and with addition of selected acidulents at multiple pH levels. These formulations of sodium oxybate acidulent were then tested.

A. Preliminary studies

1. Formulations Description

All formulations were prepared at a concentration of 500 mg/cc of sodium oxybate in water. Three acidulents (HCl, malic acid, and phosphoric acid), were selected and tested at pH 6.0, 7.5 and 9.0.

2. Method of Formulation

Solutions, were prepared using the described methods:

a. Rapid mix method

Sodium oxybate was dissolved in water and concentrated acidulent was added immediately without temperature control. Temperature of solution was monitored and recorded prior to and during addition of acidulent. The time of equilibration to room temperature was also recorded. After the solution reached ambient room temperature, it was filtered through a 10 μm filter.

b. Cool mix method:

Sodium oxybate was dissolved in water. Acidulent was diluted to 10% and slowly added. The solution was cooled by water with jacket or ice bath. Monitor and record the temperature of the solution was monitored and recorded during addition of acidulent. The time of equilibrium from room temperature was also recorded. The preferred maximum temperature should be maintained at less than 40° C. The solution was filtered through a 10 μm filter.

c. Reverse order of addition:

Acidulent was added to water and cooled to room temperature. The sodium oxybate was dissolved in the diluted

ROX 1024

CBM of U.S. Patent No. 7,765,107

35 of 174

US 6,780,889 B2

33

acidulent solution. The temperature of solution was monitored and recorded during addition of sodium oxybate. The solution was filtered through a 10 μ m filter.

d. Sodium oxybate control

Sodium oxybate was dissolved in water to a concentration of 500 mg/cc with no added acidulent. The final pH was recorded and the solution was filtered through a 10 μ m (micron or micrometer) filter.

3. Solution Data:

Data was recorded for each solution which included: 1) date of preparation 2) date of analysis, 3) amount of acidulent required to achieve target pH, 4) length of time for dissolution of sodium oxybate, 5) temperature profile of solution over time of solution preparation to be recorded at 15 minute intervals, 6) final pH of solution.

34

4. Testing Requirements:

The following methods were used to test the prepared solutions: pH, HPLC (High Pressure Liquid Chromatography) for potency (sodium oxybate), and for impurities. Time 0 analysis was performed immediately (within 24 h). RRT=(relative retention time).

B. Summary of Part i:

1. Preliminary Evaluation of Sodium Oxybate Formulations

Tables 13, 14 and 15 provide test results for the three methods of preparation of sodium oxybate formulations.

Formulation Study/PR98068

Results of Formulation Study—Time Zero
determination of Sodium Oxybate, GBL and
Unspecified Impurities

TABLE 13

Preparation Method A					
Addition of Concentrated Acidulent* (Amount of Acidulent in 1000 ml) Date of Preparation/Date of Assay [Specification]	Target pH [Target \pm 0.5]	Final pH	Sodium Oxybate mg/cc % [95–105%]	Impurities Specified % GBL [\leq 0.5%]	Impurities Unspecified % [\leq 0.1% Total]
HCl (Apr. 23, 1998) (10 drops over 2 minutes) (2.5 ml/4 minutes)	pH 9.0	9.0	509 mg/cc 101%	0.009%	RRT 4.88 = 0.01%
	pH 7.5	7.5	507 mg/cc 101%	0.01%	RRT 4.89 = 0.02%
(45 ml/34 minutes)	pH 6.0	6.0	504 mg/cc 101%	0.033%	RRT 4.89 = 0.33%
Malic Acid (Apr. 24, 1998) (0.12 gm) (1.6 gm)	pH 9.0	9.1	498 mg/cc 99.6%	0.009%	RRT 4.89 = 0.01%
	pH 7.5	7.6	506 mg/cc 101%	0.009%	RRT 4.89 = 0.01%
(25 gm)	pH 6.0	6.2	493 mg/cc 98.6%	0.011%	RRT 4.89 = 0.01%
H ₃ PO ₄ (Apr. 24, 1998) (2 drops) (1.0 ml)	pH 9.0	9.0	493 mg/cc 98.6%	0.009%	RRT 4.89 = 0.01%
	pH 7.5	7.5	493 mg/cc 98.6%	0.009%	RRT 4.89 = 0.02%
(17.3 ml)	pH 6.0	6.1	497 mg/cc 99.4%	0.063%	RRT 4.89 = 0.02%
Sodium Oxybate Control No Acidulent	n.a.	9.8	500 mg/cc 100%	0.009%	RRT 4.89 = 0.04%

*Method A = Mix Method with Concentrated Acidulent and Temperature Monitoring

TABLE 14

Preparation Method B					
Addition of Diluted Acidulent* (Amount of Acidulent in 1000 ml) Date of Preparation/Date of Assay [Specification]	Target pH [Target \pm 0.5]	Final pH	Sodium Oxybate mg/ml % [95–105%]	Impurities Specified % GBL [\leq 0.5%]	Impurities Unspecified % [\leq 0.1% Total]
HCl (25%) (Apr. 28, 1998) (20 drops) (8.0 ml)	pH 9.0	9.1	500 mg/cc 100%	0.009%	RRT 4.88 = 0.01%
	pH 7.5	7.6	499 mg/cc 99.8%	0.009%	RRT 4.88 = 0.01%
(175 ml)	pH 6.0	6.0	502 mg/cc 101%	0.016%	RRT 4.88 = 0.02%
H ₃ PO ₄ (25%) (Apr. 29, 1998) (0.3 ml) (4.0 ml)	pH 9.0	8.9	499 mg/cc 99.8%	0.007%	RRT 4.92 = 0.02%
	pH 7.5	7.5	497 mg/cc 99.4%	0.008%	RRT 4.89 = 0.02%
(120 ml)	pH 6.0	6.0	499 mg/cc 99.8%	0.019%	RRT 4.89 = 0.01%

ROX 1024

CBM of U.S. Patent No. 7,765,107

36 of 174

US 6,780,889 B2

35

36

TABLE 14-continued

<u>Preparation Method B</u>					
Addition of Diluted Acidulent* (Amount of Acidulent in 1000 ml) Date of Preparation/Date of Assay [Specification]	Target pH [Target \pm 0.5]	Final pH	Sodium Oxybate mg/ml % [95-105%]	Impurities Specified % GBL [\leq 0.5%]	Impurities Unspecified % [\leq 0.1% Total]
Malic Acid (500 mg/cc) (Apr. 30, 1998)	pH 9.0	9.0	495 mg/cc 99%	0.008%	RRT 4.92 = 0.02%
(0.115 gm/0.23 ml)	pH 7.5	7.4	488 mg/cc 97.5%	0.009%	RRT 4.92 = 0.01%
(1.75 gm/3.5 ml)	pH 6.0	6.0	487 mg/cc 97.0%	0.013%	RRT 4.92 = 0.01%
(35 gm/70 ml)					

*Acidulent added slowly at the rate of 2-3 drops/second

TABLE 15

<u>Preparation Method C</u>					
Reverse Order of Addition* (Amount of Acidulent in 1000 ml) Date of Preparation/Date of Assay [Specification]	Target pH [Target \pm 0.5]	Final pH	Sodium Oxybate mg/ml % [95-105%]	Impurities Specified % GBL [\leq 0.5%]	Impurities Unspecified % [\leq 0.1% Total]
HCl (May 1, 1998)	pH 9.0	9.0	497 mg/cc 99.4%	0.006%	RRT 4.92 = 0.03%
(20 drops)	pH 7.5	7.6	504 mg/cc 101%	0.004%	RRT 4.92 = 0.04%
(2.4 ml)	pH 6.0	6.0	493 mg/cc 98.6%	0.044%	RRT 4.92 = 0.04%
(45 ml)	pH 9.0	8.9	496 mg/cc 99.2%	0.005%	RRT 4.91 = 0.03%
H ₃ PO ₄ (May 4, 1998)	pH 7.5	7.6	496 mg/cc 99.2%	0.004%	RRT 4.91 = 0.04%
(0.08 ml)	pH 6.0	6.1	489 mg/cc 97.8%	0.023%	RRT 4.91 = 0.04%
(1.0 ml)	pH 9.0	9.0	495 mg/cc 99%	0.006%	RRT 4.93 = 0.02%
(30 ml)	pH 7.5	7.6	497 mg/cc 99.4%	0.004%	RRT 4.93 = 0.04%
Malic Acid (May 5, 1998)	pH 6.0	6.2	495 mg/cc 99%	0.044%	RRT 4.93 = 0.04%
(0.12 gm)					
(1.6 gm)					
(35 gm)					

*Acidulent added to water first, GHB added second

Review of the data indicated that the optimum method for preparation of sodium oxybate with minimal impurity levels is Method B: Controlled mixing with diluted acidulent. Method 2b resulted in formulations with lowest levels of GBL.

2. Conclusions.

Additional evaluations were carried out on selected formulations: 1) sodium oxybate with HCl as acidulent, at pH 7.5, and 2) sodium oxybate with malic acid as acidulent, pH 6.0, 7.5, and 9.0.

III. Study Design-Part II

Microbial Challenge and Stability Tested to determine the most preferred embodiments, the number of formulations was limited to three based on the data prepared from the above experiments.

A. Kinetic Stability Study with Selected Formulations

Samples of formulations are stored in tightly closed containers. Storage Conditions were 25° C., 40° C., and 60° C. Time points in brackets were tested at the inventor's discretion. The samples were tested according to the following schedule: at 25° C. storage temperature, the assay

points will be 0, 14, 28, 45, 60 days and 120 days; at 40° C. storage temperature, the assay points will be 0, 7, 14, 28, 45, 60 days; at 60° C storage temperature, the assay points will be at 0, 3, 7, 14, 28, 45 days, and, 60 days.

The testing requirements included pH, HPLC for sodium oxybate (duplicate injections of single sample preparation), and impurities, specified and unspecified.

B. Preservative Effectiveness Testing of Selected Formulations

Microbial challenge testing of formulations was performed according to USP XXIII, <51>, Eighth Supplement. Solutions are determined to "Pass or Fail" based upon the USP criteria for preservative effectiveness which states: For Bacteria, "Not less than 1 log reduction from the initial microbial count at 14 days and no increase from the 14 days count at 28 days;" and for yeast and molds, "No increase from the initial calculated count at 14 and 28 days." Solutions which met these criteria were designated as "Pass" and those that did not meet these criteria were designated as "Fail".

ROX 1024

CBM of U.S. Patent No. 7,765,107

37 of 174

US 6,780,889 B2

37

C. Summary Stability Results:

1. Formulations prepared with Malic Acid as acidulents:

a. Malic Acid, pH 6.0 formulation (25°), GBL and impurity A levels were very low on Day 0, however, by Day 45 GBL levels had reached 2.8%. Impurity A increased from 0.01 to 1.0%, and pH increased from 6.0 to 6.3 by day 45. This formulation stored at 40° C. and 60° C. showed GBL levels up to 5.4%, impurity A levels increased to 2.3%, and pH increased to 6.3 by Day 14.

b. Malic Acid, pH 7.5 formulation (25° C.), GBL levels were 0.009% on Day 0, and increased to 0.17% by day 45. Impurity A increased from 0.01% to 0.1% and pH increased from 7.5 to 7.9. Malic acid, pH 7.5 GBL levels are reached (40° C.) and 60° C. a maximum of 0.22%. Impurity A levels reached 0.1% and pH increased to 8.0. Under accelerated conditions, all parameters reached an apparent maximum by Day 7 and did not increase significantly thereafter.

c. Malic Acid, pH 9.0 formulation (25° C.) GBL levels measure 0.008% on Day 0, and increased slightly to 0.013% on Day 45. Impurity A did not increase nor did pH increase. Under accelerated conditions, GBL increased from 0.008% to a maximum of 0.018% by Day 14. Impurity A increased slightly from 0.10 to 0.014% by Day 14.

2. Formulations prepared with HCl as acidulents.

HCl, pH 6.0 formulation (25°) GBL levels measured 2.8% by Day 30, and impurity A 0.004%, and pH 6.0. Accelerated storage conditions (40° C.) GBL levels were measured at 6.6%, and impurity A measured 3.1% by Day 30.

HCl, pH 7.5 formulation (25°) GBL levels measured 0.041% on Day 0, Impurity A measured 0.02%, and by Day 18 GBL measured to 0.12% and impurity A to 0.07%. Under accelerated conditions (40° C. and 60° C.), GBL increased to a maximum of 0.21%, impurity A increased from 0.02% to 0.1%, and pH increased from 7.5 to 8.0. As with Malic Acid at pH 7.5, the measured parameters reached maximum by Day 7 and did not increase significantly thereafter.

HCl, pH 9.0 formulation (25° C.) GBL levels reached 0.022% by Day 18. Impurity A stayed constant at 0.01% for 18 days. Under accelerated conditions (40° C.) GBL levels were equivalent to 25° C. storage (0.21%). Impurity A showed no increase over 25° C. conditions.

3. Conclusions.

Formulations selected for microbial challenge testing were the following: HCl, pH 7.5, and malic acid, pH 7.5. The rationale for this decision was twofold. First, the formulations were selected based on minimal formation of GBL and impurity A. Second, the formulations were selected to maintain a pH in the neutral range.

EXAMPLE 5

Further Evaluation of Sodium Oxybate Formulations

Purpose: To prepare, test and evaluate multiple formulations of Sodium Oxybate and two formulations using alternative salts of gamma-hydroxybutyrate.

Scope: Various formulations of Sodium Oxybate in water were prepared with addition of selected acidulents at multiple pH levels. Solutions were prepared and tested at Neo-Pharm Laboratories, Blainville, Quebec. All formulations successfully prepared were placed on limited stability. Earlier studies have demonstrated that degradation products are formed in acidic conditions and that antimicrobial effectiveness is limited at high pH. Conditions of varying pH and

38

concentrations of sodium oxybate previously not evaluated were prepared and tested.

Procedures: Solutions were prepared as summarized and microbial challenge testing carried out as follows:

I. Evaluation of Sodium Oxybate Formulations

Purpose: To prepare, test and evaluate multiple formulations of Sodium Oxybate and two formulations using alternative salts of gamma-hydroxybutyrate.

Scope: Various formulations of Sodium Oxybate in water were prepared with addition of selected acidulents at multiple pH levels. Selected formulations were studied for limited stability. Earlier studies demonstrated that degradation products are formed in acidic conditions and that antimicrobial effectiveness is limited at high pH. Conditions of varying pH and concentrations of sodium oxybate previously not evaluated were prepared and tested.

Responsibility: It was the responsibility of Neo-Pharm Laboratories to prepare selected formulations and perform testing per this protocol. Orphan Medical, New Medicine Development and Quality Assurance were responsible for reviewing raw data at the defined decision point, defining which formulations will be included in stability testing. Orphan Medical was also responsible for reviewing final results (raw data) and the final report.

Procedure: The following formulations were prepared by scientists at Neo-Pharm following the steps listed below and dispensed into containers (amber PET 240 ml bottle, OMI CS-460) and closures (Clic-Loc III, 24-400, OMI CS-470) to a volume of 200 ml each bottle. The bottles were tested by 28-day microbial challenge and by limited stability testing at 25° C. including, appearance, pH, potency, and impurity profile on day 1 (day of preparation) and day 28.

A. Formulations Prepared and Evaluated Using Sodium Oxybate:

TABLE 16

Formulations Prepared and Evaluated Using Sodium Oxybate			
Formulation ID No.	Sodium Oxybate Concentration	Acidulent	Final pH
1	500 mg/cc	Malic Acid	7.5
2	250 mg/cc	Malic Acid	7.5
3	350 mg/cc	Malic Acid	7.5
4	450 mg/cc	Malic Acid	7.5
5	550 mg/cc	Malic Acid	7.5
6	650 mg/cc	Malic Acid	7.5
7	500 mg/cc	Citric Acid	7.5
8	500 mg/cc	Malic Acid	5.0

1. Preparation: Method for preparation of various formulations: As previously determined in PR98068, the method of choice for preparation of liquid formulations of sodium oxybate was the following:

a. For a one liter quantity of product, add the sodium oxybate in 500 ml of purified and stir until dissolved. Prepare a 10% solution of the acid (Malic or Citric) and add slowly to the solution of sodium oxybate. The solution should be monitored for pH and temperature and both variables recorded at reasonable intervals (every 10 or 15 minutes). When the target pH is attained, the solution will be Q. S. to 1 liter, and pH rechecked and recorded.

b. The final solutions will be filtered through 10 μ m filters and 200 mL dispensed into 5 amber PET bottles with closures (provided by Orphan Medical, Inc.). Two bottles will be used for microbial chal-

ROX 1024

CBM of U.S. Patent No. 7,765,107

38 of 174

US 6,780,889 B2

39

lence studies and the remaining three bottles will be placed on limited stability.

2. Testing: Formulations were tested by two methods of evaluation:

a. Limited stability evaluation:

- (1) Storage Conditions: 25° C.
 (2) Pull Points: Day 0 (day of preparation), and day 28
 (3) Testing Requirements:

Test	Method
Appearance	Visual
Potency	HPLC Neopharm 764
Impurities	HPLC Neopharm 793DT
pH	USP <791>

b. Microbial challenge:

- (1) Storage Conditions: Microbial challenge studies of above formulations were set up with 5 microorganisms and stored for 28 days at 20–25° C., per USP <51> Eighth Supplement.
 (2) Microorganisms: After a sufficient quantity of each formulation is prepared, aliquots were inoculated with 5 microorganisms at a concentration of at least 10⁵ microorganisms/cc:
 (a) *Escherichia coli*, ATCC 8739
 (b) *Pseudomonas aeruginosa*, ATCC 9027
 (c) *Staphylococcus aureus*, ATCC 6538
 (d) *Aspergillus niger*, ATCC 18404
 (e) *Candida albicans*, ATCC 10231
 (3) Time Points: A determination of the viable cell concentration in each inoculated container was performed after 0, 1, 3, 7, 14, 21 and 28 days.

B. Formulations To Be Prepared From Alternative Salts of Gamma-Hydroxybutyrate: This work may be staged to take place at a later time than the work described above.

40

TABLE 17

Formulation ID No.	Salt of GHB	Formulation Detail		
		Concentration of Salt of GHB	Acidulent	Final pH
9	Calcium salt	500 mg/cc (Or maximum possible*)	Malic Acid (If compatible)	7.5

1. Solubility determination: Little information is available about the solubility of this alternative salt of gamma-hydroxybutyrate and a determination of solubility was done in advance of efforts to prepare formulations for evaluation by stability and microbial challenge. Maximum solubility is evaluated for pH unadjusted solutions and within the pH range desired for this formulation (pH 6.0–8.0). If solubility is limited, the formulation will be changed to accommodate the solubility limitations. The preferred acidulent for this work is Malic acid. If acid is not compatible with the salt, then an alternative acid can be selected.

2. Preparation: Method for preparation of alternative salt formulations:

- a. The previously described method (Part A) is used for preparation of formulations of calcium gamma-hydroxybutyrate at the concentrations and specified pH determined by solubility experiments.
 b. The final solutions were filtered through 10 µm filters and dispensed into 5 amber PET bottles with closures (provided by Orphan Medical, Inc.). Two bottles are used for microbial challenge studies and two bottles are placed on limited stability. The remaining bottles are retained for any additional studies at a future time.

3. Testing: Formulations are tested as described above.

C. Reporting of Results: The results will be reported for the Stability and Microbial Challenge results in standard format as defined by the described Orphan Medical Development. Copies of HPLC chromatograms and any raw data from these studies will be provided with results.

D. Acceptance Criteria: Specific acceptance criteria for this study can be described analogous to those for sodium oxybate.

Results: Summarized as follows in Tables 18, 19 and 20 for various studies.

TABLE 18

	Result Summary						
	Results of Protocol 98126 Microbial Challenge Study						
	0	Day 1	Day 7	Day 14	Day 21	Day 28	
Lot Number MCH1064-33							
GHB, pH 7.50, 500 mg/cc Malic Acid							
<i>E. coli</i>	490,000	5,500	<100	<10	<10	<10	
<i>P. aeruginosa</i>	141,000	21,600	<100	<10	<10	<10	
<i>S. aureus</i>	1,035,000	405,000	79,500	8,300	1,645	375	
<i>C. albicans</i>	835,000	147,000	<100	<10	<10	<10	
<i>A. niger</i>	370,000	285,000	120,500	246,500	148,500	183,000	

ROX 1024

CBM of U.S. Patent No. 7,765,107

39 of 174

US 6,780,889 B2

41

42

TABLE 18-continued

Result Summary Results of Protocol 98126 Microbial Challenge Study						
	0	Day 1	Day 7	Day 14	Day 21	Day 28
<u>Lot Number MCH1064-35</u>						
GHB, pH 7.50, 250 mg/cc Malic Acid						
<i>E. coli</i>	705,000	229,500	<100	<10	<10	<10
<i>P. aeruginosa</i>	224,500	5,200	<100	<10	<10	<10
<i>S. aureus</i>	1,135,000	390,000	262,500	31,500	4,250	155
<i>C. albicans</i>	705,000	435,000	52,000	850	<10	<10
<i>A. niger</i>	510,000	515,000	155,500	176,000	147,500	184,000
<u>Lot Number MCH1064-37</u>						
GHB, pH 7.50, 350 mg/cc Malic Acid						
<i>E. coli</i>	365,000	310,000	13,400	<10	<10	<10
<i>P. aeruginosa</i>	205,000	15,600	50	<10	<10	<10
<i>S. aureus</i>	1,170,500	605,000	67,500	<60	60	<10
<i>C. albicans</i>	870,000	355,000	8,300	<10	<10	<10
<i>A. niger</i>	540,000	525,000	172,000	155,500	155,500	163,500
<u>Lot Number MCH1064-43</u>						
GHB, pH 7.50, 550 mg/cc Malic Acid						
<i>E. coli</i>	425,000	63,500	700	<10	<10	<10
<i>P. aeruginosa</i>	171,500	211,550	250	<10	<10	<10
<i>S. aureus</i>	1,020,000	520,000	41,500	1,050	180	10
<i>C. albicans</i>	880,000	157,500	800	<10	<10	<10
<i>A. niger</i>	545,000	505,000	131,000	156,500	205,000	187,500
<u>Lot Number MCH1064-45</u>						
GHB, pH 7.50, 550 mg/cc Malic Acid						
<i>E. coli</i>	660,000	58,500	450	<10	<10	<10
<i>P. aeruginosa</i>	896,000	14,450	900	<10	<10	<10
<i>S. aureus</i>	860,000	132,000	19,750	935	110	45
<i>C. albicans</i>	1,125,000	166,000	<100	<10	<10	<10
<i>A. niger</i>	530,000	530,000	105,500	153,000	157,500	177,000
<u>Lot Number MCH1046-47</u>						
GHB, pH 7.50, 650 mg/cc Malic Acid						
<i>E. coli</i>	630,000	119,000	1,350	<10	<10	<10
<i>P. aeruginosa</i>	183,500	5,900	50	<10	<10	<10
<i>S. aureus</i>	890,000	650,000	76,000	14,550	510	1,150
<i>C. albicans</i>	675,000	145,500	<100	<10	<10	<10
<i>A. niger</i>	535,000	385,000	103,000	162,000	187,000	173,000
<u>Lot Number MCH1064-85</u>						
Ca-Oxybate, pH 7.50, 500 mg/cc Malic Acid						
<i>E. coli</i>	425,000	121,000	1,650	<10	<10	<10
<i>P. aeruginosa</i>	420,000	22,000	300	<10	<10	<10
<i>S. aureus</i>	265,000	2,000	<100	<10	<10	<10
<i>C. albicans</i>	565,000	440,000	29,500	<1000	<10	<10
<i>A. niger</i>	1,310,000	965,000	370,000	640,000	690,000	675,000
<u>Lot Number MCH1064-49</u>						
GHB, pH 7.50, 500 mg/cc Citric Acid						
<i>E. coli</i>	615,000	6,500	<100	<10	<10	<10
<i>P. aeruginosa</i>	69,500	14,600	<100	<10	<10	<10
<i>S. aureus</i>	650,000	305,000	1,700	<10	<10	<10
<i>C. albicans</i>	720,000	107,000	<100	<10	<10	<10
<i>A. niger</i>	375,000	380,000	99,500	178,500	212,500	165,500

ROX 1024

CBM of U.S. Patent No. 7,765,107

40 of 174

US 6,780,889 B2

43

44

TABLE 19

Result Summary Data from Dec. 30, 1997									
(n= 3) Inoculu	0	Day 1	Day 3	Day 7	Day 14	Day 21	Day 28	Results	
<u>GHB (pH 7.5)</u>									
<u>750 mg/cc</u>									
<i>E. coli</i>	470,000	160,000	64,500	4,300	420	<10	<10	<10	
<i>P. aeruginos</i>	437,500	152,000	3,500	10	<10	<10	<10	<10	
<i>S. aureus</i>	447,500	330,000	24,500	42,000	8,050	1,935	15	10	
<i>C. albicans</i>	375,000	234,500	28,000	1,950	<10	<10	10	<10	
<i>A. niger</i>	475,500	395,000	395,000	229,000	101,500	161,500	101,000	202,000	
<u>750 mg/cc + 0.2% MP/PP, pH 7.50</u>									
<i>E. coli</i>	470,000	127,000	<1,000	<10	<10	<10	<10	<10	
<i>P. aeruginos</i>	437,500	61,000	<1,000	<10	<10	<10	<10	<10	
<i>S. aureus</i>	447,500	350,000	3,000	4,050	<10	<10	<10	<10	
<i>C. albicans</i>	375,000	103,500	<1,000	<10	<10	<10	<10	<10	
<i>A. niger</i>	457,500	315,000	415,000	35,500	79,500	38,500	87,500	6,400	
<u>750 mg/cc + 0.1% MP/PP, pH 7.5</u>									
<i>E. coli</i>	470,000	157,000	7,000	<10	<10	<10	<10	<10	
<i>P. aeruginos</i>	437,500	90,000	<1,000	<10	<10	<10	<10	<10	
<i>S. aureus</i>	447,500	239,000	5,500	16,950	600	<10	<10	<10	
<i>C. albicans</i>	375,000	169,000	<1,000	<100	<10	<10	<10	<10	
<i>A. niger</i>	457,500	335,000	425,000	34,500	168,500	90,500	95,500	99,000	
<u>750 mg/cc + 0.2% Potassium sorbate, pH 7.5</u>									
<i>E. coli</i>	470,000	180,000	735,000	6,200	475	<10	<10	<10	
<i>P. aeruginos</i>	437,500	152,000	1,000	<10	<10	<10	<10	<10	
<i>S. aureus</i>	447,500	264,000	27,500	49,800	14,550	2,370	<10	<10	
<i>C. albicans</i>	375,000	300,000	41,500	3,800	<10	<10	<10	<100	
<i>A. niger</i>	457,500	325,000	360,000	25,000	202,000	500,000	345,000	425,000	
<u>GHB (pH 6.0)</u>									
<u>500 mg/cc</u>									
<i>E. coli</i>	470,000	221,000	40,000	100	<10	<10	<10	<10	
<i>P. aeruginos</i>	437,500	172,000	3,000	<10	<10	<10	<10	<10	
<i>S. aureus</i>	447,500	320,000	<1,000	30	<10	<10	<10	<10	
<i>C. albicans</i>	375,000	310,000	14,000	100	<10	<10	<10	<10	
<i>A. niger</i>	475,500	270,000	355,000	84,000	120,000	48,500	41,000	8,600	
									PASS
<u>500 mg/cc + 0.2% MP/PP, pH 6.0</u>									
<i>E. coli</i>	470,000	163,000	<1,000	<10	<10	<10	<10	<10	
<i>P. aeruginos</i>	437,500	60,000	<1,000	<10	<10	<10	<10	<10	
<i>S. aureus</i>	447,500	243,000	<1,000	<10	<10	<10	<10	<10	
<i>C. albicans</i>	375,000	150,500	<1,000	<100	<10	<10	<10	<10	
<i>A. niger</i>	475,500	400,000	38,000	<10	<10	<10	<10	<10	
									PASS
<u>500 mg/cc + 0.1% MP/PP, pH 6.0</u>									
<i>E. coli</i>	470,000	206,000	<1,000	<10	<10	<10	<10	<10	
<i>P. aeruginos</i>	437,500	118,000	<1,000	<10	<10	<10	<10	<10	
<i>S. aureus</i>	447,500	330,000	<1,000	<10	<10	<10	<10	<10	
<i>C. albicans</i>	375,000	221,000	<1,000	<100	<10	<10	<10	<10	
<i>A. niger</i>	475,500	355,000	93,500	59,000	8,700	315	35	<10	
									PASS
<u>500 mg/cc + 0.2% Potassium sorbate, pH 6.0</u>									
<i>E. coli</i>	470,000	222,000	46,500	150	<10	<10	<10	<10	
<i>P. aeruginos</i>	437,500	136,000	<1,000	<10	<10	<10	<10	<10	
<i>S. aureus</i>	447,500	410,000	<1,000	130	<10	<10	<10	<10	
<i>C. albicans</i>	375,000	395,000	28,500	<100	<10	<10	<10	<10	
<i>A. niger</i>	475,500	405,000	270,000	63,000	51,000	49,500	39,000	11,150	
									PASS

ROX 1024

CBM of U.S. Patent No. 7,765,107

41 of 174

US 6,780,889 B2

45

46

TABLE 20

Result Summary								
500 mg/cc	Inoculum	0	Day 1	Day 3	Day 7	Day 14	Day 21	Day 28
Data from Study Dated Dec. 30, 1997								
GHB (pH 6.0)								
<i>E. coli</i>	470,000	221,000	40,000	100	<10	<10	<10	<10
<i>P. aeruginosa</i>	437,500	172,000	3,000	<10	<10	<10	<10	<10
<i>S. aureus</i>	447,500	320,000	<1,000	30	<10	<10	<10	<10
<i>C. albicans</i>	375,000	310,000	14,000	100	<10	<10	<10	<10
<i>A. niger</i>	475,500	270,000	355,000	84,000	120,000	48,500	41,000	8,600
Data From Study Begun Mar. 12, 1998								
GHB (pH 6.0)								
<i>E. coli</i>	500,000	370,000	nd	nd	<100	<10	<10	<10
<i>P. aeruginosa</i>	350,000	198,500	nd	nd	<100	<10	<10	<10
<i>S. aureus</i>	280,000	480,000	nd	nd	<100	<10	<10	<10
<i>C. albicans</i>	450,000	340,000	nd	nd	<100	<10	<10	<10
<i>A. niger</i>	450,000	445,000	nd	nd	9,050	20,500	9,450	1,120
GHB (pH 6.0)								
<i>E. coli</i>	500,000	199,000	nd	nd	<100	<10	<10	<10
<i>P. aeruginosa</i>	350,000	192,500	nd	nd	<100	<10	<10	<10
<i>S. aureus</i>	280,000	300,000	nd	nd	<100	<10	<10	<10
<i>C. albicans</i>	450,000	370,000	nd	nd	<100	<10	<10	<10
<i>A. niger</i>	450,000	445,000	nd	nd	10,100	22,750	3,800	4,050
Data From Study Begun Mar. 12, 1998								
GHB (pH 9.0)								
<i>E. coli</i>	500,000	320,000	nd	nd	<100	<10	<10	<10
<i>P. aeruginosa</i>	350,000	12,000	nd	nd	<100	<10	<10	<10
<i>S. aureus</i>	280,000	530,000	nd	nd	<100	<10	<10	<10
<i>C. albicans</i>	450,000	510,000	nd	nd	<100	<10	<10	<10
<i>A. niger</i>	450,000	345,000	nd	nd	13,800	158,500	315,000	110,500
GHB (pH 9.0)								
<i>E. coli</i>	500,000	305,000	nd	nd	<100	<10	<10	<10
<i>P. aeruginosa</i>	350,000	20,000	nd	nd	<100	<10	<10	<10
<i>S. aureus</i>	280,000	495,000	nd	nd	<100	<10	<10	<10
<i>C. albicans</i>	450,000	380,000	nd	nd	<100	<10	<10	<10
<i>A. niger</i>	450,000	355,000	nd	nd	12,550	157,500	365,000	365,000
GHB (pH 6.0 + Excipients)								
<i>E. coli</i>	500,000	96,000	nd	nd	<100	<10	<10	<10
<i>P. aeruginosa</i>	350,000	26,000	nd	nd	<100	<10	<10	<10
<i>S. aureus</i>	280,000	155,000	nd	nd	<100	<10	<10	<10
<i>C. albicans</i>	450,000	205,000	nd	nd	<100	<10	<10	<10
<i>A. niger</i>	450,000	131,500	nd	nd	6,250	1,825	870	370
GHB (pH 6.0 + Excipients)								
<i>E. coli</i>	500,000	93,000	nd	nd	<100	<10	<10	<10
<i>P. aeruginosa</i>	350,000	30,500	nd	nd	<100	<10	<10	<10
<i>S. aureus</i>	280,000	185,000	nd	nd	<100	<10	<10	<10
<i>C. albicans</i>	450,000	135,000	nd	nd	<100	<10	<10	<10
<i>A. niger</i>	450,000	121,500	nd	nd	5,400	1,785	795	505

TABLE 21

Result Summary								
GHB (pH 7.50)	HCl	Jul. 2, 1998 Start Date						
500 mg/cc	Initial Conc	0	Day 1	Day 3	Day 7	Day 14	Day 21	Day 28
<i>E. coli</i>	97000	82000	19200	nd	1000	<10	<10	<10
<i>P. aeruginosa</i>	48500	29500	520	nd	<10	<10	<10	<10
<i>S. aureus</i>	54500	58000	42350	nd	4950	245	<10	<10
<i>C. albicans</i>	58500	38500	1060	nd	<100	<10	<10	<10
<i>A. niger</i>	77500	48000	21450	nd	46000	46000	38000	54000

ROX 1024

CBM of U.S. Patent No. 7,765,107

42 of 174

US 6,780,889 B2

47

48

TABLE 21-continued

GHB (pH 7.50) 500 mg/cc	Malic Acid Initial Conc	0	Day 1	Day 3	Day 7	Day 14	Day 21	Day 28
<i>E. coli</i>	97000	83000	44450	nd	3050	70	<10	<10
<i>P. aeruginosa</i>	48500	15650	545	nd	<10	<10	<10	<10
<i>S. aureus</i>	54500	59500	48400	nd	17400	6500	820	505
<i>C. albicans</i>	58500	44000	6200	nd	500	<10	<10	<10
<i>A. niger</i>	77500	35500	24100	nd	28000	49000	44500	44000

For Category 1C Products:

Bacteria: Not less than 1 log reduction from the initial count at 14 days, and no increase from the 14 days count at 28 days.

Yeast and Molds: No increase from the initial calculated count at 14 and 28 days.

GHB (pH 7.50)	HCl	Jul. 2, 1998 Start Date						
500 mg/cc	Initial Co	0	Day 1	Day 3	Day 7	Day 14	Day 21	Day 28
<i>E. coli</i>	9.70E+04	8.20E+04	1.92E+04	nd	1.00E+03	<10	<10	<10
<i>P. aeruginosa</i>	4.85E+04	2.95E+04	5.20E+02	nd	<10	<10	<10	<10
<i>S. aureus</i>	5.45E+04	5.80E+04	4.24E+04	nd	4.95E+03	2.45E+02	<10	<10
<i>C. albicans</i>	5.85E+04	3.85E+04	1.06E+03	nd	<100	<10	<10	<10
<i>A. niger</i>	7.75E+04	4.80E+04	2.15E+04	nd	4.60E+04	4.60E+04	3.80E+04	5.40E+04

GHB (pH 7.50)	Malic Acid							
500 mg/cc	Initial Co	0	Day 1	Day 3	Day 7	Day 14	Day 21	Day 28
<i>E. coli</i>	9.70E+04	8.30E+04	4.45E+04	nd	3.05E+03	7.00E+01	<10	<10
<i>P. aeruginosa</i>	4.85E+04	1.57E+04	5.45E+02	nd	<10	<10	<10	<10
<i>S. aureus</i>	5.45E+04	5.95E+04	4.84E+04	nd	1.74E+04	6.50E+03	8.20E+02	5.05E+02
<i>C. albicans</i>	5.85E+04	4.40E+04	6.20E+03	nd	5.00E+02	<10	<10	<10
<i>A. niger</i>	7.75E+04	3.55E+04	2.41E+04	nd	2.80E+04	4.90E+04	4.45E+04	4.40E+04

TABLE 22

pH Variable Result Summary									
GHB, pH 7.5 750 mg/cc Dec. 30, 1997					GHB, pH 6.0 500 mg/cc Dec. 30, 1997				
Inoculum	0	Day 14	Day 28		Inoculum	0	Day 14	Day 28	
<i>E. coli</i>	470,000	160,000	<10	<10	<i>E. coli</i>	470,000	221,000	<10	<10
<i>P. aeruginosa</i>	437,500	152,000	<10	<10	<i>P. aeruginosa</i>	437,500	172,000	<10	<10
<i>S. aureus</i>	447,500	330,000	1,935	10	<i>S. aureus</i>	447,500	320,000	<10	<10
<i>C. albicans</i>	375,000	234,500	<10	<10	<i>C. albicans</i>	375,000	310,000	<10	<10
<i>A. niger</i>	475,500	395,000	161,500	202,000	<i>A. niger</i>	475,500	270,000	48,500	8,600
GHB, pH 7.5 750 mg/cc + 0.2% MP/PP Dec. 30, 1997					GHB, pH 6.0 500 mg/cc + 0.2% MP/PP Dec. 30, 1997				
<i>E. coli</i>	470,000	127,000	<10	<10	<i>E. coli</i>	470,000	163,000	<10	<10
<i>P. aeruginosa</i>	437,500	61,000	<10	<10	<i>P. aeruginosa</i>	437,500	60,000	<10	<10
<i>S. aureus</i>	447,500	350,000	<10	<10	<i>S. aureus</i>	447,500	243,000	<10	<10
<i>C. albicans</i>	375,000	103,500	<10	<10	<i>C. albicans</i>	375,000	150,500	<10	<10
<i>A. niger</i>	457,500	315,000	38,500	6,400	<i>A. niger</i>	475,500	400,000	<10	<10
GHB, pH 7.5 750 mg/cc + 0.1% MP/PP					GHB, pH 6.0 500 mg/cc + 0.1% MP/PP Dec. 30, 1997				
<i>E. coli</i>	470,000	157,000	<10	<10	<i>E. coli</i>	470,000	206,000	<10	<10
<i>P. aeruginosa</i>	437,500	90,000	<10	<10	<i>P. aeruginosa</i>	437,500	118,000	<10	<10
<i>S. aureus</i>	447,500	239,000	<10	<10	<i>S. aureus</i>	447,500	330,000	<10	<10
<i>C. albicans</i>	375,000	169,000	<10	<10	<i>C. albicans</i>	375,000	221,000	<10	<10
<i>A. niger</i>	457,500	335,000	90,500	99,000	<i>A. niger</i>	475,500	355,000	315	<10
GHB, pH 7.5 750 mg/cc + 0.2% Potassium sorbate					GHB, pH 6.0 500 mg/cc Mar. 12, 1998				
	xxxxx x				Inoculum	0	Day 14	Day 28	
<i>E. coli</i>					<i>E. coli</i>				

ROX 1024

CBM of U.S. Patent No. 7,765,107

43 of 174

US 6,780,889 B2

49

50

TABLE 22-continued

pH Variable Result Summary									
<i>P. aeruginosa</i> <i>S. aureus</i> <i>C. albicans</i> <i>A. niger</i>					<i>P. aeruginosa</i> <i>S. aureus</i> <i>C. albicans</i> <i>A. niger</i>				
GHB, pH 6.0 500 mg/cc + 0.2% Potassium sorbate Dec. 30, 1997					GHB, pH 6.0 500 mg/cc + Mar. 12, 1998				
	Inoculum	0	Day 14	Day 28		Inoculum	0	Day 14	Day 28
<i>E. coli</i>	470,000	222,000	<10	<10	<i>E. coli</i>	500,000	199,000	<10	<10
<i>P. aeruginosa</i>	437,500	136,000	<10	<10	<i>P. aeruginosa</i>	350,000	192,500	<10	<10
<i>S. aureus</i>	447,500	410,000	<10	<10	<i>S. aureus</i>	280,000	300,000	<10	<10
<i>C. albicans</i>	375,000	395,000	<10	<10	<i>C. albicans</i>	450,000	370,000	<10	<10
<i>A. niger</i>	475,500	405,000	49,500	11,150	<i>A. niger</i>	450,000	445,000	22,750	4,050
GHB, pH 6.0 500 mg/cc + Excipients Mar. 12, 1998					GHB, pH 6.0 500 mg/cc + Excipients Mar. 12, 1998				
	Inoculum	0	Day 14	Day 28		Inoculum	0	Day 14	Day 28
<i>E. coli</i>	500,000	93,000	<10	<10	<i>E. coli</i>	500,000	96,000	<10	<10
<i>P. aeruginosa</i>	350,000	30,500	<10	<10	<i>P. aeruginosa</i>	350,000	26,000	<10	<10
<i>S. aureus</i>	280,000	185,000	<10	<10	<i>S. aureus</i>	280,000	155,000	<10	<10
<i>C. albicans</i>	450,000	135,000	<10	<10	<i>C. albicans</i>	450,000	205,000	<10	<10
<i>A. niger</i>	450,000	121,500	1,785	505	<i>A. niger</i>	450,000	131,500	1,825	370
GHB, pH 9.0 500 mg/cc Mar. 12, 1998					GHB, pH 7.50 500 mg/cc, HCl July 2, 1998				
	Inoculum	0	Day 14	Day 28		Inoculum	0	Day 14	Day 28
<i>E. coli</i>	500,000	320,000	<10	<10	<i>E. coli</i>	97000	82000	<10	<10
<i>P. aeruginosa</i>	350,000	12,000	<10	<10	<i>P. aeruginosa</i>	48500	29500	<10	<10
<i>S. aureus</i>	280,000	530,000	<10	<10	<i>S. aureus</i>	54500	58000	245	<10
<i>C. albicans</i>	450,000	510,000	<10	<10	<i>C. albicans</i>	58500	38500	<10	<10
<i>A. niger</i>	450,000	345,000	158,500	110,500	<i>A. niger</i>	77500	48000	46000	54,000
GHB, pH 9.0 500 mg/cc Mar. 12, 1998					GHB, pH 7.5 500 mg/cc, Malic Acid July 2, 1998				
	Inoculum	0	Day 14	Day 28		Inoculum	0	Day 14	Day 28
<i>E. coli</i>	500,000	305,000	<10	<10	<i>E. coli</i>	97000	83000	70	<10
<i>P. aeruginosa</i>	350,000	20,000	<10	<10	<i>P. aeruginosa</i>	48500	15650	<10	<10
<i>S. aureus</i>	280,000	495,000	<10	<10	<i>S. aureus</i>	54500	59500	6500	505
<i>C. albicans</i>	450,000	380,000	<10	<10	<i>C. albicans</i>	58500	44000	<10	<10
<i>A. niger</i>	450,000	355,000	157,500	365,000	<i>A. niger</i>	77500	35500	49000	44,000

Short term stability testing was carried out as described in ⁴⁵ Appendix A and results are summarized in—Results of Limited Stability Testing—Xyrem oral solution—are show as follows:

TABLE 23-A

ORPHAN MEDICAL INC.
13911, Ridgedale Drive
Minnetonka, (MN) 55305
USA

DATE: 26 Jan. 1999

NO.: 333198

CERTIFICATE OF ANALYSIS

OXYBATE SODIUM, LIQUID FORM.
(28 DAYS CHALLENGE TEST)
PROTOCOL 98126
ORPHAN MEDICAL

LOT: MCH1064-3
CODE:
REQUISITION: 1741

TEST	SPECIFICATION	RESULT	PROCEDURE
Description	Clear to slightly opalescent solution.	Conforms	ORGANO-LEPTIC
Potency	Report	512 mg/ml (102%)	NPLC-793

TABLE 23-A-continued

Impurities total	≤2.0%	0.068%	NPLC-793D
Impurities specified	Gamma-Butyrolactone	RRT 1.45: 0.021% RRT 4.17: 0.02%	NPLC-793D
GBL-RRT 1.6	(RRT = 1.6): ≤0.5% 0.5% Impurity A (RRT 4.3): ≤0.5%		
Impurities unspecified	Ind. imp. ≤0.1%	RRT 1.28: 0.02% RRT 3.79: 0.007%	NPLC-793D
PH	Report	7.6	USP <791>
Challenge	Conforms to USP	Conforms	USP 23 <51>
Test	(0, 1, 7, 14, 21, 28 days)		S.8

COMMENTS:

Initial test

Formulation 1: 500 mg/cc; Malic acid; pH 7.5

THIS CERTIFICATE CORRECTS AND REPLACES CERTIFICATE 328841

ROX 1024

CBM of U.S. Patent No. 7,765,107

44 of 174

US 6,780,889 B2

51

TABLE 23-B

ORPHAN MEDICAL INC. DATE: 21 Jan. 1999
13911, Ridgedale Drive
Minnetonka, (MN) 55305
USA NO.: 331347

CERTIFICATE OF ANALYSIS

OXYBATE SODIUM, LIQUID LOT: MCH1064-3
FORMULATION CODE:
PROTOCOL 98126 REQUISITION: 1741
ORPHAN MEDICAL

TEST	SPECIFICATION	RESULT	PROCEDURE
Description	Clear to slightly opalescent solution.	Conforms	ORGANO-LEPTIC
Potency	Report	510 mg/ml (102%)	NPLC-793-D
Impurities total	≤2.0%	0.36%	NPLC-793D
Impurities specified	Gamma-Butyrolactone (RRT = 1.6): ≤ 0.5% Impurity A (RRT 4.3): ≤0.5%	RRT 1.46: 0.23% RRT 4.31: 0.1%	NPLC-793D
Impurities unspecified	Ind. imp. ≤0.1%	*A	NPLC-793D
PH	Report	7.9	USP <791>

COMMENTS:

28 days (25° C., 60% RH)

Formulation 1: 500 mg/cc; Malic acid; pH 7.5

*A: RRT 1.30: 0.02%

RRT 3.93: 0.008%

TABLE 23-C

ORPHAN MEDICAL INC. DATE: 26 Jan. 1999
13911, Ridgedale Drive
Minnetonka, (MN) 55305
USA NO.: 333197

CERTIFICATE OF ANALYSIS

OXYBATE SODIUM, LIQUID FORM. LOT: MCH1064-3
(28 DAYS CHALLENGE TEST) CODE:
PROTOCOL 98126 REQUISITION: 1741
ORPHAN MEDICAL

TEST	SPECIFICATION	RESULT	PROCEDURE
Description	Clear to slightly opalescent solution.	Conforms	ORGANO-LEPTIC
Potency	Report	258 mg/ml (103%)	NPLC-793-D
Impurities total	≤2.0%	0.045%	NPLC-793D
Impurities specified	Gamma-Butyrolactone (RRT = 1.6): ≤ 0.5% Impurity A (RRT 4.3): ≤0.5%	RRT 1.45: 0.016% RRT 4.17: 0.02%	NPLC-793D
Impurities unspecified	Ind. imp. ≤0.1%	RRT 3.79: 0.009%	NPLC-793D
PH	Report	7.6	USP <791>
Challenge test	Conforms to USP (0, 1, 7, 14, 21, 28 days)	Conforms	USP 23 <51> S.8

COMMENTS:

Initial test

Formulation 2: 250 mg/cc; Malic acid; pH 7.5

THIS CERTIFICATE CORRECTS AND REPLACES CERTIFICATE 328845

52

TABLE 23-D

ORPHAN MEDICAL INC. DATE: 21 Jan. 1999
13911, Ridgedale Drive
Minnetonka, (MN) 55305
USA NO.: 331346

CERTIFICATE OF ANALYSIS

OXYBATE SODIUM, LIQUID LOT: MCH1064-3
FORMULATION CODE:
PROTOCOL 98126 REQUISITION: 1741
ORPHAN MEDICAL

TEST	SPECIFICATION	RESULT	PROCEDURE
Description	Clear to slightly opalescent solution.	Conforms	ORGANO-LEPTIC
Potency	Report	256 mg/ml (102%)	NPLC-793-D
Impurities total	≤2.0%	0.18%	NPLC-793D
Impurities specified	Gamma-Butyrolactone (RRT = 1.6): ≤ 0.5% Impurity A (RRT 4.3): ≤0.5%	RRT 1.46: 0.13% RRT 4.31: 0.03%	NPLC-793D
Impurities unspecified	Ind. imp. ≤0.1%	*A	NPLC-793D
PH	Report	7.9	USP <791>

COMMENTS:

28 DAYS (25° C., 60% RH)

Formulation 2: 250 mg/cc; Malic acid; pH 7.5

*A: RRT 1.29: 0.007%

RRT 3.93: 0.008%

TABLE 23-E

ORPHAN MEDICAL INC. DATE: 26 Jan. 1999
13911, Ridgedale Drive
Minnetonka, (MN) 55305
USA NO.: 333196

CERTIFICATE OF ANALYSIS

OXYBATE SODIUM, LIQUID FORM. LOT: MCH1064-3
(28 DAYS CHALLENGE TEST) CODE:
PROTOCOL 98126 REQUISITION: 1741
ORPHAN MEDICAL

TEST	SPECIFICATION	RESULT	PROCEDURE
Description	Clear to slightly opalescent solution.	Conforms	ORGANO-LEPTIC
Potency	Report	360 mg/ml (103%)	NPLC-793
Impurities total	≤2.0%	0.050%	NPLC-793D
Impurities specified	Gamma-Butyrolactone (RRT = 1.6): ≤ 0.5% Impurity A (RRT 4.3): ≤0.5%	RRT 1.45: 0.017% RRT 4.17: 0.02%	NPLC-793D
Impurities unspecified	Ind. imp. ≤0.1%	RRT 1.28: 0.006% RRT 3.79: 0.007%	NPLC-793D
PH	Report	7.7	USP <791>
Challenge test	Conforms to USP (0, 1, 7, 14, 21, 28 days)	Conforms	USP 23 <51> S.8

COMMENTS:

Initial test

Formulation 3: 350 mg/cc; Malic acid; pH 7.5

THIS CERTIFICATE CORRECTS AND REPLACES CERTIFICATE 328847

ROX 1024

CBM of U.S. Patent No. 7,765,107

45 of 174

US 6,780,889 B2

53

TABLE 23-F

ORPHAN MEDICAL INC. DATE: 21 Jan. 1999
13911, Ridgedale Drive
Minnetonka, (MN) 55305
USA NO.: 331345

CERTIFICATE OF ANALYSIS

OXYBATE SODIUM, LIQUID LOT: MCH1064-3
FORMULATION CODE:
PROTOCOL 98126 REQUISITION: 1741
ORPHAN MEDICAL

TEST	SPECIFICATION	RESULT/RESULT	PROCEDURE
Description	Clear to slightly opalescent solution.	Conforms	ORGANO-LEPTIC
Potency	Report	363 mg/ml (104%)	NPLC-793-D
Impurities total	≤2.0%	0.21%	NPLC-793D
Impurities specified	Gamma-Butyrolactone (RRT = 1.6): ≤0.5% Impurity A (RRT 4.3): ≤0.5%	RRT 1.46: 0.14% RRT 4.31: 0.05%	NPLC-793D
Impurities unspecified	Ind. imp. ≤0.1%	*A	NPLC-793D
PH	Report	8.0	USP <791>

COMMENTS:

28 DAYS (25° C., 60% RH)
Formulation 3: 350 mg/cc; Malic acid; pH 7.5
*A: RRT 1.29: 0.009%
RRT 3.93: 0.008%

TABLE 23-G

ORPHAN MEDICAL INC. DATE: 26 Jan. 1999
13911, Ridgedale Drive
Minnetonka, (MN) 55305
USA NO.: 333195

CERTIFICATE OF ANALYSIS

OXYBATE SODIUM, LIQUID FORM. LOT: MCH1064-4
(28 DAYS CHALLENGE TEST) CODE: 1741
PROTOCOL 98126 REQUISITION: 1741
ORPHAN MEDICAL

TEST	SPECIFICATION	RESULT	PROCEDURE
Description	Clear to slightly opalescent solution.	Conforms	ORGANO-LEPTIC
Potency	Report	461 mg/ml (102%)	NPLC-793
Impurities total	≤2.0%	0.065%	NPLC-793D
Impurities specified	Gamma-Butyrolactone (RRT = 1.6): ≤0.5% Impurity A (RRT 4.3): ≤0.5%	RRT 1.45: 0.018% RRT 4.17: 0.02%	NPLC-793D
GBL-RRT 1.6			
Impurities unspecified	Ind. imp. ≤0.1%	RRT 1.28: 0.02% RRT 3.79: 0.007%	NPLC-793D
PH	Report	7.5	USP <791>
Challenge test	Conforms to USP (0, 1, 7, 14, 21, 28 days)	Conforms	USP 23 <51> S.8

COMMENTS:

Initial test
Formulation 4: 450 mg/cc; Malic acid; pH 7.5
THIS CERTIFICATE CORRECTS AND REPLACES CERTIFICATE 328875

54

TABLE 23-H

ORPHAN MEDICAL INC. DATE: 21 Jan. 1999
13911, Ridgedale Drive
Minnetonka, (MN) 55305
USA NO.: 331343

CERTIFICATE OF ANALYSIS

OXYBATE SODIUM, LIQUID LOT: MCH1064-4
FORMULATION CODE:
PROTOCOL 98126 REQUISITION: 1741
ORPHAN MEDICAL

TEST	SPECIFICATION	RESULT	PROCEDURE
Description	Clear to slightly opalescent solution.	Conforms	ORGANO-LEPTIC
Potency	Report	454 mg/ml (101%)	NPLC-793-D
Impurities total	≤2.0%	0.40%	NPLC-793D
Impurities specified	Gamma-Butyrolactone (RRT = 1.6): ≤0.5% Impurity A (RRT 4.3): ≤0.5%	RRT 1.46: 0.26% RRT 4.31: 0.1%	NPLC-793D
Impurities unspecified	Ind. imp. ≤0.1%	*A	NPLC-793D
PH	Report	7.8	USP <791>

COMMENTS:

28 DAYS (25° C., 60% RH)
Formulation 4: 450 mg/cc; Malic acid; pH 7.5
*A: RRT 1.30: 0.03%
RRT 3.93: 0.008%

TABLE 23-I

ORPHAN MEDICAL INC. DATE: 26 Jan. 1999
13911, Ridgedale Drive
Minnetonka, (MN) 55305
USA NO.: 333194

CERTIFICATE OF ANALYSIS

OXYBATE SODIUM, LIQUID FORM. LOT: MCH1064-4
(28 DAYS CHALLENGE TEST) CODE:
PROTOCOL 98126 REQUISITION: 1741
ORPHAN MEDICAL

TEST	SPECIFICATION	RESULT	PROCEDURE
Description	Clear to slightly opalescent solution.	Conforms	ORGANO-LEPTIC
Potency	Report	563 mg/ml (102%)	NPLC-793
Impurities total	≤2.0%	0.077%	NPLC-793D
Impurities specified	Gamma-Butyrolactone (RRT = 1.6): ≤0.5% Impurity A (RRT 4.3): ≤0.5%	RRT 1.45: 0.020% RRT 4.17: 0.02%	NPLC-793D
GBL-RRT 1.6			
Impurities unspecified	Ind. imp. ≤0.1%	RRT 1.29: 0.03% RRT 3.79: 0.007%	NPLC-793D
PH	Report	7.6	USP <791>
Challenge test	Conforms to USP (0, 1, 7, 14, 21, 28 days)	Conforms	USP 23 <51> S.8

COMMENTS:

Initial test
Formulation 5: 550 mg/cc; Malic acid; pH 7.5
THIS CERTIFICATE CORRECTS AND REPLACES CERTIFICATE 328883

ROX 1024

CBM of U.S. Patent No. 7,765,107

46 of 174

US 6,780,889 B2

55

TABLE 23-J

ORPHAN MEDICAL INC. DATE: 21 Jan. 1999
13911, Ridgedale Drive
Minnetonka, (MN) 55305
USA NO.: 331341

CERTIFICATE OF ANALYSIS

OXYBATE SODIUM, LIQUID LOT: MCH1064-4
FORMULATION CODE:
PROTOCOL 98126 REQUISITION: 1741
ORPHAN MEDICAL

TEST	SPECIFICATION	RESULT	PROCEDURE
Description	Clear to slightly opalescent solution.	Conforms	ORGANO-LEPTIC
Potency	Report	561 mg/ml (102%)	NPLC-793-D
Impurities total	≤2.0%	0.56%	NPLC-793D
Impurities specified	Gamma-Butyrolactone (RRT = 1.6): ≤0.5% Impurity A (RRT 4.3): ≤0.5%	RRT 1.46: 0.31% RRT 4.31: 0.2%	NPLC-793 D
Impurities unspecified	Ind. imp. ≤0.1%	*A	NPLC-793D
PH	Report	7.9	USP <791>

COMMENTS:

28 DAYS (25° C., 60% RH)
Formulation 5: 550 mg/cc; Malic acid; pH 7.5
*A: RRT 1.30: 0.04%
RRT 3.93: 0.007%

TABLE 23-K

ORPHAN MEDICAL INC. DATE: 26 Jan. 1999
13911, Ridgedale Drive
Minnetonka, (MN) 55305
USA NO.: 333193

CERTIFICATE OF ANALYSIS

OXYBATE SODIUM, LIQUID FORM. LOT: MCH1064-4
(28 DAYS CHALLENGE TEST) CODE:
PROTOCOL 98126 REQUISITION: 1741
ORPHAN MEDICAL

TEST	SPECIFICATION	RESULT	PROCEDURE
Description	Clear to slightly opalescent solution.	Conforms	ORGANO-LEPTIC
Potency	Report	666 mg/ml (102%)	NPLC-793
Impurities total	≤2.0%	0.10%	NPLC-793D
Impurities specified	Gamma-Butyrolactone (RRT = 1.6): ≤0.5% Impurity A (RRT 4.3): ≤0.5%	RRT 1.45: 0.025% RRT 4.17: 0.02%	NPLC-793D
Impurities unspecified	Ind. imp. ≤0.1%	RRT 1.28: 0.05% RRT 3.78: 0.007%	NPLC-793D
PH	Report	7.6	USP <791>
Challenge test	Conforms to USP (0, 1, 7, 14, 21, 28 days)	Conforms	USP 23 <51> S.8

COMMENTS:

Initial test
Formulation 6: 650 mg/cc; Malic acid; pH 7.5
THIS CERTIFICATE CORRECTS AND REPLACES CERTIFICATE 328885

56

TABLE 23-L

ORPHAN MEDICAL INC. DATE: 21 Jan. 1999
13911, Ridgedale Drive
Minnetonka, (MN) 55305
USA NO.: 331336

CERTIFICATE OF ANALYSIS

OXYBATE SODIUM, LIQUID LOT: MCH1064-4
FORMULATION CODE:
PROTOCOL 98126 REQUISITION: 1741
ORPHAN MEDICAL

TEST	SPECIFICATION	RESULT	PROCEDURE
Description	Clear to slightly opalescent solution.	Conforms	ORGANO-LEPTIC
Potency	Report	660 mg/ml (102%)	NPLC-764
Impurities total	≤2.0%	0.81%	NPLC-793D
Impurities specified	Gamma-Butyrolactone (RRT = 1.6): ≤0.5% Impurity A (RRT 4.3): ≤0.5%	RRT 1.46: 0.43% RRT 4.31: 0.3%	NPLC-793D
Impurities unspecified	Ind. imp. ≤0.1%	*A	NPLC-793D
PH	Report	7.8	USP <791>

COMMENTS:

28 DAYS (25° C., 60% RH)
Formulation 6: 650 mg/cc; Malic acid; pH 7.5
*A: RRT 1.30: 0.07%
RRT 3.93: 0.007%

TABLE 23-M

ORPHAN MEDICAL INC. DATE: 26 Jan. 1999
13911, Ridgedale Drive
Minnetonka, (MN) 55305
USA NO.: 333192

CERTIFICATE OF ANALYSIS

OXYBATE SODIUM, LIQUID FORM. LOT: MCH1064-4
(28 DAYS CHALLENGE TEST) CODE:
PROTOCOL 98126 REQUISITION: 1741
ORPHAN MEDICAL

TEST	SPECIFICATION	RESULT	PROCEDURE
Description	Clear to slightly opalescent solution.	Conforms	ORGANO-LEPTIC
Potency	Report	518 mg/ml (104%)	NPLC-793
Impurities total	≤2.0%	0.065%	NPLC-793D
Impurities specified	Gamma-Butyrolactone (RRT = 1.6): ≤0.5% Impurity A (RRT 4.3): ≤0.5%	RRT 1.45: 0.018% RRT 4.17: 0.02%	NPLC-793D
Impurities unspecified	Ind. imp. ≤0.1%	RRT 3.79: 0.007% RRT 5.99: 0.02%	NPLC-793D
PH	Report	7.5	USP <791>
Challenge test	Conforms to USP (0, 1, 7, 14, 21, 28 days)	Conforms	USP 23 <51> S.8

COMMENTS:

Initial test
Formulation 7: 500 mg/cc; Citric acid; pH 7.5
THIS CERTIFICATE CORRECTS AND REPLACES CERTIFICATE 329033

ROX 1024

CBM of U.S. Patent No. 7,765,107

47 of 174

US 6,780,889 B2

57

TABLE 23-N

ORPHAN MEDICAL INC. DATE: 21 Jan. 1999
13911, Ridgedale Drive
Minnetonka, (MN) 55305
USA NO.: 331335

CERTIFICATE OF ANALYSIS

OXYBATE SODIUM, LIQUID LOT: MCH1064-4
FORMULATION CODE:
PROTOCOL 98126 REQUISITION: 1741
ORPHAN MEDICAL

TEST	SPECIFICATION	RESULT	PROCEDURE
Description	Clear to slightly opalescent solution.	Conforms	ORGANO-LEPTIC
Potency	Report	515 mg/ml (103%)	NPLC-793-D
Impurities total	≤2.0%	0.38%	NPLC-793D
Impurities specified	Gamma-Butyrolactone (RRT = 1.6): ≤0.5% Impurity A (RRT 4.3): ≤0.5%	RRT 1.46: 0.27% RRT 4.31: 0.1%	NPLC-793D
Impurities unspecified	Ind. imp. ≤0.1%	RRT 3.93: 0.007%	NPLC-793D
PH	Report	7.9	USP <791>

COMMENTS:

28 DAYS (25° C., 60% RH)
Formulation 7: 500 mg/cc; Citric acid; pH 7.5

TABLE 23-O

ORPHAN MEDICAL INC. DATE: 9 Feb. 1999
13911, Ridgedale Drive
Minnetonka, (MN) 55305
USA NO.: 330721

CERTIFICATE OF ANALYSIS

OXYBATE CALCIUM LIQUID FORM. LOT: MCH1064-85
(28 DAYS CHALLENGE TEST) CODE:
PROTOCOL 98126 REQUISITION: 1741
ORPHAN MEDICAL

TEST	SPECIFICATION	RESULT	PROCEDURE
Description	Clear to slightly opalescent solution.	Conforms	ORGANO-LEPTIC
Challenge Test	Conforms to USP (0, 1, 7, 14, 21 and 28 days)	Conforms	USP 23 <51> S.8
Potency	Report	501 mg/ml (100%)	NPLC-793
Impurities total	≤2.0%	1.2%	NPLC-793D
Impurities unspecified	Ind. imp. ≤0.1%	*A	NPLC-793D
Impurities specified	Gamma-Butyrolactone Report:	RRT 1.46: 0.013%	NPLC-793D
PH	Report	7.3	USP <791>
Solubility study	Report	*B	PR 98126 HA

COMMENTS:

Initial test
500 mg/ml cc; Malic acid; pH 7.5
*A: RRT 1.31: 0.02% RRT 1.67: 0.008%
RRT 1.91: Interference with peak of dilution solvent cannot calculate.
RRT 3.47: 0.1% RRT 3.79: 0.009% RRT 3.84: 0.01%
RRT 4.18: 0.06% RRT 5.10: 0.008% RRT 5.35: 0.02%
RRT 6.74: 0.9% RRT 6.90: 0.08% RRT 7.41: 0.006%
*B: Maximum solubility: 700 mg/ml no pH adjustment.

58

TABLE 23-P

ORPHAN MEDICAL INC. DATE: 26 Feb. 1999
13911, Ridgedale Drive
Minnetonka, (MN) 55305
USA NO.: 331307

CERTIFICATE OF ANALYSIS

OXYBATE CALCIUM LIQUID FORM. LOT: MCH1064-85
PROTOCOL 98126 CODE:
ORPHAN MEDICAL REQUISITION: 1741

TEST	SPECIFICATION	RESULT	PROCEDURE
Description	Clear to slightly opalescent solution.	Conforms	ORGANO-LEPTIC
Potency	Report	508 mg/ml (102%)	NPLC-793
Impurities total	≤2.0%	0.70%	NPLC-793D
Impurities unspecified	Ind. imp. ≤0.1%	*A	NPLC-793D
Impurities specified	Gamma-Butyrolactone Report:	RRT 1.37: 0.054%	NPLC-793 D
PH	Report	7.6	USP <791>

COMMENTS:

28 DAYS (25° C., 60% RH)
500 mg/cc; Malic acid; pH 7.5
*A: RRT 1.17: 0.03% RRT 3.47: 0.2%
RRT 5.46: 0.01% RRT 6.87: 0.3%
RRT 7.04: 0.007%
RRT 1.78: Can not calculate because it interfere with a dilution solvent peak.

This report summarizes the results of the above described study and provides a summary of previous development work which evaluated conditions other than those evaluated in this study. The purposes of this information is to define the scope and limitations of the self-preserving properties of Xyrem® oral solution for completion of patent application.

II. Summary of Results

A. Preparation of various formulations of Sodium Oxybate and formulations using an alternative salt of GHB.

1. Various formulations of sodium oxybate were prepared as directed in the above Protocol. Sodium oxybate, 500 mg/cc with Malic Acid was not soluble at pH 5.0, and further evaluation of this solution was discontinued. All other solutions were successfully prepared as described.

2. The preparation of an alternative salt of gamma-hydroxybutyrate was described as the calcium salt, prepared at 500 mg/cc (or maximum possible) with Malic Acid at pH 7.5.

a. The calcium salt of gamma-hydroxybutyrate was prepared by Toronto Research and shipped to NeoPharm for determination of solubility and evaluation according to the Protocol. The absolute limit of solubility, without pH adjustment, was determined to be 700 mg/cc. The pH of this solution was 8.4. Solutions of lower pH were more difficult to prepare at 500 mg/cc using Malic acid as acidulant. When pH was adjusted to 6.0 with Malic acid, the solubility of the calcium oxybate was limited (longer stirring required to solubilize). The desired solution of 500 mg/cc, pH 7.5 was prepared with Malic acid as acidulant without difficulty. Appearance of the final solution was slightly yellow in color.

Copies of the laboratory record for preparation of these solutions is available.

B. Microbial Challenge Testing of the various formulations prepared by MDS NeoPharm.

The microbial challenge testing was carried as specified in the Protocol and the following table summarizes the results

ROX 1024

CBM of U.S. Patent No. 7,765,107

48 of 174

US 6,780,889 B2

59

of microbial challenge testing of various formulations of sodium oxybate and the single calcium oxybate formulation prepared.

TABLE 24

Testing of Sodium and Calcium GHB Salts		
Concentration	pH of Solution	Microbial Challenge Result
<u>Sodium Oxybate</u>		
1. 500 mg/cc	7.5 (Malic acid)	Pass
2. 250 mg/cc	7.5 (Malic acid)	Pass
3. 350 mg/cc	7.5 (Malic acid)	Pass
4. 450 mg/cc	7.5 (Malic acid)	Pass
5. 550 mg/cc	7.5 (Malic acid)	Pass
6. 650 mg/cc	7.5 (Malic acid)	Pass
7. 500 mg/cc	7.5 (Citric acid)	Pass
<u>Calcium Oxybate</u>		
500 mg/cc	7.5	Pass

C. Short term stability evaluation of various formulations of sodium oxybate and a formulation of calcium oxybate.

Solutions were tested on day zero (preparation day) and day 28 according to the described Protocol. The results of the stability evaluation are summarized in Table 25 below:

TABLE 25

Sodium and Calcium GHB Evaluation					
Sodium oxybate solution	Potency mg/cc (%)	Impurities (Total)	Impurities (Unspecified)	Impurities (Specified - GLB)	pH
500 mg/cc pH 7.5 Malic Acid Day 0	512 mg/cc (102%)	0.68%	0.041%	0.027%	7.6
Day 28	510 mg/cc (103%)	0.36%	0.33%	0.028%	7.9
250 mg/cc pH 7.5 Malic Acid Day 0	258 mg/cc (103%)	0.045%	0.009%	0.026%	7.6
Day 28	256 mg/cc (102%)	0.18%	0.015%	0.16%	7.9
350 mg/cc pH 7.5 Malic Acid Day 0	360 mg/cc (103%)	0.050%	0.013%	0.037%	7.7
Day 28	363 mg/cc (104%)	0.21%	0.017%	0.19%	8.0
450 mg/cc pH 7.5 Malic Acid Day 0	461 mg/cc (102%)	0.065%	0.027%	0.038%	7.5
Day 28	454 mg/cc (101%)	0.40%	0.038%	0.36%	7.8
550 mg/cc pH 7.5 Malic Acid Day 0	563 mg/cc (102%)	0.077%	0.037%	0.040%	7.6
Day 28	561 mg/cc (102%)	0.56%	0.047%	0.51%	7.9
650 mg/cc pH 7.5 Malic Acid Day 0	666 mg/cc (102%)	0.10%	0.057%	0.045%	7.6
Day 28	660 mg/cc (102%)	0.81%	0.077%	0.73%	7.8
500 mg/cc pH 7.5 Citric Acid Day 0	518 mg/cc (104%)	0.065%	0.027%	0.038%	7.5
Day 28	515 mg/cc	0.38%	0.007%	0.37%	7.9

60

TABLE 25-continued

Sodium and Calcium GHB Evaluation					
(103%)					
Calcium oxybate solution	Potency	Impurities (Total)	Impurities (Specified)	Impurities (Unspecified)	pH
500 mg/cc pH 7.5 Malic Acid Day 0	501 mg/cc (100%)	1.2%	>0.1% (See C of A Attached)	0.013%	7.3
Day 28	508 mg/cc (102%)	0.70%	>0.1% (See C of A)	0.054%	7.6

D. Summary of Pertinent Solubility and Microbial Challenge Data are shown in Tables 26 and 27.

TABLE 26

Limits of Solubility		
Maximum Solubility	pH of Solution	Comments
<u>Sodium oxybate</u>		
450 mg/cc	pH 4 (HCl)	25°
500 mg/cc	pH 5 (HCl)	25°
600 mg/cc	pH 6 (HCl)	25°
750 mg/cc	pH 6.8 (HCl)	25°
750 mg/cc +	pH 10.3	25°
1000 mg/cc	pH (unadjusted)	65° Soluble, 25° Gel
<u>Calcium oxybate</u>		
700 mg/cc	pH 8.4 (unadjusted)	25°
500 mg/cc	pH 6.0	25°

TABLE 27

Microbial Challenge Results		
Concentration (Date)	pH of Solution	Microbial Challenge Results
<u>Sodium oxybate</u>		
750 mg/cc (December 1997)	7.5 (HCl)	pass
500 mg/cc (December 1997)	6.0 (HCl)	pass
500 mg/cc + Excipients (Xylitol) (March 1998)	6.0 (Malic Acid)	pass
500 mg/cc (March 1998)	9.0 (HCl)	pass (Borderline aspergillus)
150 mg/cc (BDL 1995)	5.0 (HCl)	fail (aspergillus only)
150 mg/cc (BDL 1995)	7.0 (HCl)	fail (aspergillus and staph)
150 mg/cc (BDL 1995)	3.0 (HCl)	fail (aspergillus only)
150 mg/cc (BDL 1995)	10.3 (unadjusted)	fail (aspergillus and staph)
500 mg/cc (May 1998)	6.0 (Malic Acid)	discontinued
500 mg/cc (May 1998)	7.5 (Malic Acid)	pass
500 mg/cc (May 1998)	9.0 (Malic Acid)	discontinued
500 mg/cc (May 1998)	7.5 (HCl)	pass
500 mg/cc	7.5 (Malic Acid)	pass
250 mg/cc	7.5 (Malic Acid)	pass
350 mg/cc	7.5 (Malic Acid)	pass
450 mg/cc	7.5 (Malic Acid)	pass
550 mg/cc	7.5 (Malic Acid)	pass
650 mg/cc	7.5 (Malic Acid)	pass
500 mg/cc	7.5 (Citric Acid)	pass
<u>Calcium oxybate</u>		
500 mg/cc	7.5 (Malic Acid)	pass

ROX 1024

CBM of U.S. Patent No. 7,765,107

49 of 174

US 6,780,889 B2

61

All of the compositions and/or methods disclosed and claimed herein can be made and executed without undue experimentation in light of the present disclosure. While the compositions and methods of this invention have been described in terms of preferred embodiments, it will be apparent to those of skill in the art that variations may be applied to the compositions and/or methods and in the steps or in the sequence of steps of the method described herein without departing from the concept, spirit and scope of the invention. More specifically, it will be apparent that certain agents which are both chemically and physiologically related may be substituted for the agents described herein while the same or similar results would be achieved. All such similar substitutes and modifications apparent to those skilled in the art are deemed to be within the spirit, scope and concept of the invention as defined by the appended claims.

REFERENCES

The following references, to the extent that they provide exemplary procedural or other details supplementary to those set forth herein, are specifically incorporated herein by reference.

- U.S. Pat. No. 5,380,937
U.S. Pat. No. 4,393,236
German Patent DD 237,309 Al Brant et al., "Preparation of storage-stable sodium gamma-hydroxybutyrate"
British Pat. No. 922,029
Aden and Stock, "Increases in brain dopamine," 1973.
Arena and Fung, "Absorption of sodium γ -hydroxybutyrate and its prodrug γ -butyrolactone: relationship between *in vitro* transport and *in vivo* absorption," *J. Pharmaceutical Sciences*, 69(3):356-358, 1980.
Bedard, Montplaisir, Godbout, Lapierre, "Nocturnal γ -Hydroxybutyrate—Effect on Periodic Leg Movements and Sleep Organization of Narcoleptic Patients," 12(1):29-36, 1989.
Berthier, Bonneau, Desbordes, Chevrel, Oriot, Jaeken, Laborit, "Possible involvement of a gamma-hydroxybutyric acid receptor in startle disease," *Acta Paediatr.*, 83:678-80, 1994.
Broughton and Mamelak, "The treatment of narcolepsy-cataplexy with nocturnal gamma-hydroxybutyrate," *Le Journal Canadien Des Sciences Neurologiques*, 6(1):1-6, 1979.
Ferrara, Zotti, Tedeschi, Frison, Castagna, Gallimberti, Gessa, "Pharmacokinetics of γ -hydroxybutyric acid in alcohol dependent patients after single and repeated oral doses," *Br. J. Clin. Pharmacol.*, 34:231-235, 1992.
Gallimberti, Canton, Tentile, Ferri, Cibi, Ferrara, Fadda, Gessa, "Gamma-hydroxybutyric acid for treatment of alcohol withdrawal syndrome," *Clinical Pharmacology*, 787-789, 1989;
Gallimberti, Ferri, Ferrara, Fadda, Gessa "Gamma-Hydroxybutyric acid in the treatment of alcohol dependence: a double-blind study," *Alcohol Clin. Exp. Res.*, 16(4):673-676, 1992;
Gallimberti et al., "Gamma-Hydroxybutyric Acid in the Treatment of Alcohol Dependence: A Double-Blind Study" *Clin. Exp. Res.*, 16, 673-676, 1992.
Gessa and Gallimberti, "Gamma-hydroxybutyric acid in the treatment of alcohol dependent," *Clin. Neuropharm.*, 15(1, PtA):303A-304A, 1992.
Gessa, Diana, Fadda, Colombo, "Gamma-hydroxybutyric acid (GHHHB) for treatment of ethanol dependence," *Clin. Neuropharm.—Supplement*, 1992.

62

- Gessa et al., *Clin. Neuropharm.*, 15(supp.):303A-304A, 1992
Gessa et al., *Internat. Clin. Psychopharm.*, 1994
Grove-White and Kelman, "Critical Flicker Frequency after small (loses of Methohexitone, Diazepam and Sodium 4-Hydroxybutyrate," *Brit. J. Anaesth.*, p. 43, 110, 1971.
Grove-White and Kelman, "Effect of Methohexitone, Diazepam and Sodium 4-Hydroxybutyrate on Short-Term Memory," *Brit. J. Anaesth.*, p. 43, 113, 1971.
Hasenbos and Gielen, "Anaesthesia for bullectomy," *Anaesthesia*, 40:977-980, 1985.
Hoes, Vree, Guelen, "Gamma-hydroxybutyric acid (*) as hypnotic," *L'Encephale*, 4(1):93-99, 1980.
Laborit, "Gamma-Hydroxybutyrate, Succinic Semialdehyde and Sleep," *Laboratoire d'Etonologie, Hôpital Boucicaut, Paris 15, France*, 1973.
Ladinsky, Consolo, Zatta, Vezzani, "Mode of Action of Gamma-Butyrolactone on the Central Cholinergic System," *Naunyn-Schmiedeberg's Arch. Pharmacol.*, 322:42-48, 1983.
Ladinsky et al., "Increases in brain acetylcholine," 1983.
Lammers, Arends, Declerck, Ferrari, Schouwink, Troost, "Gammahydroxybutyrate and Narcolepsy: A Double-Blind Placebo-Controlled Study," *Sleep*, 16(3):216-220, 1993.
Lammers et al., "Gammahydroxybutyrate and narcolepsy: a double-blind placebo-controlled study," *Sleep*, 16(3):216-220, 1993.
Lapierre, Montplaisir, Lamarre, Bedard, "The Effect of Gamma-Hydroxybutyrate on Nocturnal and Diurnal Sleep of Normal Subjects: Further Considerations on REM Sleep-Triggering Mechanisms," *Sleep*, 13(1):24-30, 1990.
Lapierre et al., "Increases in delta sleep," 1988.
Lapierre et al., "Increases in delta sleep," 1990.
Lee, "Evidence for the β -Oxidation of Orally Administered 4-Hydroxybutyrate in Humans," *Biochemical Medicine*, 17, 284-291, 1977.
Lee, C. R. "Evidence for the β -Oxidation of Orally Administered 4-Hydroxybutyrate in Humans" *Biochem. Medicine* 17, 284-291, 1977.
Lettieri and Fung, "Improved pharmacological activity via pro-drug modification: comparative pharmacokinetics of sodium γ -hydroxybutyrate and γ -butyrolactone," *Research Communications in Chemical Pathology and Pharmacology*, 22(1):107-118, 1978.
Mamelak, 1977; "Effects Of Gamma Hydroxybutyrate On Sleep," *Biol. Psychiatry* 12, 273-288.
Mamelak, "Gamma-hydroxybutyrate (GHB): An endogenous regulator of energy metabolism," *Neuroscience and Biobehav. Reviews*, 13:189-198, 1989.
Mamelak, "Gammahydroxybutyrate: An Endogenous Regulator of Energy Metabolism," *Neuro. & Biobehav. Rev.*, 13 187-198, 1989.
Mamelak, 1979;
Mamelak, Escriu, Stokan "The effects of gamma-hydroxybutyrate on sleep," *Biol. Psychiatry*, 12(2):273-288, 1977.
Mamelak, Escriu, Stokan, "Sleep-Inducing Effects of Gammahydroxybutyrate," *The Lancet*, p. 328-329, 1973.
Nema, et al., "Excipients and their use in injectable products," *PDA J. Pharm. Sci. Technol.*, 51(4):166-171, 1997.
Nema et al., "Excipients and their use in injectable products," *PDA J Pharm Sci Technol.*, 51(4):166-171, 1997.

ROX 1024

CBM of U.S. Patent No. 7,765,107

50 of 174

US 6,780,889 B2

63

Palatini, Tedeschi, Frison, Padrini, Zordan, Orlando, Gallimberti, Gessa, Ferrara, "Dose dependent absorption and elimination of gamma-hydroxybutyric acid in healthy volunteers," *Eur. J Clin. Pharmacol.*, 45:353-356, 1993.

Roth and Giarman, "γ-Butyrolactone and γ-Hydroxybutyric Acid-I, Distribution and Metabolism," *Biochemical Pharmacology*, 15:1333-1348, 1966.

Scharf, Brown, Woods, Brown, Hirschowitz, "The effects and effectiveness of gammahydroxybutyrate in patients with narcolepsy," *J. Clin. Psychiatry*, 46(6):222-225, 1985.

Scrima, Hartman, Johnson, Miller, "Gamma-Hydroxybutyrate Effects on Cataplexy and Sleep Attacks in Narcoleptics," Abstract, p. 134.

Scrima, Hartman, Johnson, Thomas, Hiller, "Efficacy of gamma-hydroxybutyrate versus placebo in treating narcolepsy-cataplexy: Double-blind subjective measured," *Biol. Psychiatry*, 26:331-343, 1989.

Scrima, Hartman, Johnson, Thomas, Hiller, "The Effects of γ-Hydroxybutyrate on the Sleep of Narcolepsy Patients: A Double-Blind Study," *Sleep*, 13(6):479-490, 1990.

Scrima, Hartman, Johnson, Thomas, Hiller, "The effects of gamma-hydroxybutyrate on the sleep of narcolepsy patients: A double blind study," *Sleep Res.*, 13:479-490, 1990.

Scrima, Hartman, Johnson, Thomas, Miller, "Effects of Gamma-Hydroxybutyrate (GHB) on Narcolepsy-Cataplexy Symptoms and MSLT Results in Male and Female Patients," Abstract, p. 251.

Scrima, Hoddes, Johnson, Cardin, Thomas, Miller, "Effect of High Altitude on a Patient with Obstructive Sleep Apnea," Abstract, p.427.

Scrima, Hoddes, Johnson, Miller, "Effect of Gamma-Hydroxybutyrate on a Patient with Obstructive Sleep Apnea," Abstract, p. 137.

Scrima, et al, "*Sleep Res.* 16, 134,1987, Abstract.

64

Sériès, Sériès, Cormier, "Effects of Enhancing Slow-Wave Sleep by Gamma-Hydroxybutyrate on Obstructive Sleep Apnea," *Am. Rev. Respir. Dis.*, 1378-1383, 1992.

Snead and Morley, "Ontogeny of gamma-hydroxybutyric acid. Regional concentration in developing rat, monkey and human brain," *Brain Res.*, 227:579-589, 1981.

Snead, Anticonvulsants, alcohol abuse and opiate withdrawal, 1988

Stock, Magnusson, Anden, "Increase in Brain Dopamine after Axotomy or Treatment with Gammahydroxybutyric Acid due to Elimination of the Nerve Impulse Flow," *Naunyn-Schmiedeberg's Arch. Pharmacol.*, 278, 347-361, 1973.

Strong, "γ-Hydroxybutyric acid and Intracranial Pressure," *The Lancet*, Vol. 1:No. 8389, 1984.

van den Bogert, Vree, van der Kleijn, Damsma, "Placental transfer of 4-Hydroxybutyric Acid in Man."

Vickers, "Gammahydroxybutyric Acid," *Int. Anesth. Clinic*, 7:75-89, 1969.

Vickers, *Int. Anesth. Clinic* 7:75-89, 1969;

Lee, *Biochem. Med.* 17:234-291, 1977.

Yamada, Yamamoto, Fujiki, Hishikawa, Kaneko, "Effect of Butyrolactone and Gamma-Hydroxybutyrate on the EEG and Sleep Cycle in Man," *Electroenceph. Clin. Neurophysiol.*, 22:558-562, 1967.

Yamada et al., 1967.

What is claimed is:

1. A pharmaceutical composition, consisting essentially of an aqueous solution of 500 mg/ml sodium gamma-hydroxybutyrate, and malic acid as a pH adjusting agent, wherein the composition has a pH of about 7.5, and wherein the composition is chemically stable and resistant to microbial growth, and wherein the composition is free of preservatives.

* * * * *

UNITED STATES PATENT AND TRADEMARK OFFICE
CERTIFICATE OF CORRECTION

PATENT NO. : 6,780,889 B2
DATED : August 24, 2004
INVENTOR(S) : Cook et al.

Page 1 of 2

It is certified that error appears in the above-identified patent and that said Letters Patent is hereby corrected as shown below:

Title page,

Item [56], **References Cited**, FOREIGN PATENT DOCUMENTS,
After " 3/1963" insert -- A61K/81(1) --.

Drawings,

Below "Fig 1", delete "rresistant" and insert -- resistant --, therefor.

Column 1,

Line 60, delete "el al," and insert -- et al., --, therefor.

Line 66, delete "et a.," and insert -- et al., --, therefor.

Column 2,

Line 8, delete "et al," and insert -- et al., --, therefor.

Column 3,

Line 45, delete "tip" and insert -- up --, therefor.

Line 52, delete "GLIB" and insert -- GHB --, therefor.

Column 4,

Line 19, delete "290 mg/mi" and insert -- 290 mg/ml --, therefor.

Column 5,

Line 51, insert -- , -- before "about 21° C".

Column 24,

Line 18, delete "for" before "any".

Column 32,

Line 20, delete "ill" and insert -- in --, therefor.

Column 33,

Line 11, delete "I)" and insert -- 1) --, therefor.

Column 34,

Line 7, delete "Part i" and insert -- Part I --, therefor.

Line 15, delete "determination" and insert -- determinations --, Therefor.

UNITED STATES PATENT AND TRADEMARK OFFICE
CERTIFICATE OF CORRECTION

PATENT NO. : 6,780,889 B2
DATED : August 24, 2004
INVENTOR(S) : Cook et al.

Page 2 of 2

It is certified that error appears in the above-identified patent and that said Letters Patent is hereby corrected as shown below:

Column 36,

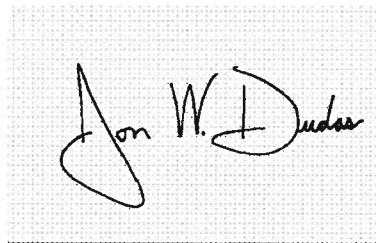
Line 61, delete "I log" and insert -- 1 log --, therefor.

Column 62,

Line 5, delete "(loses" and insert -- doses --, therefor.

Signed and Sealed this

Tenth Day of May, 2005

A handwritten signature in black ink on a light gray grid background. The signature is written in a cursive style and appears to read "Jon W. Dudas".

JON W. DUDAS
Director of the United States Patent and Trademark Office

EXHIBIT B

US007262219B2

(12) United States Patent
Cook et al.**(10) Patent No.: US 7,262,219 B2**
(45) Date of Patent: Aug. 28, 2007**(54) MICROBIOLOGICALLY SOUND AND STABLE SOLUTIONS OF GAMMA-HYDROXYBUTYRATE SALT FOR THE TREATMENT OF NARCOLEPSY**

WO WO-96/40105 12/1996

OTHER PUBLICATIONS**(75) Inventors:** Harry Cook, Eden Prairie, MN (US);
Martha Hamilton, St. Paul, MN (US);
Douglas Danielson, Otsego, MN (US);
Colette Goderstad, St. Paul, MN (US);
Dayton Reardan, Excelsior, MN (US)Arena, C, et al., "Absorption of Sodium Y-Hydroxybutyrate and its Prodrug Y-butyrolactone: relationship between *n vitro* transport and *in vivo* absorption", *Journal of Pharmaceutical Sciences*, 69(3), (Mar. 1980),356-358.**(73) Assignee:** Orphan Medical, Inc., Palo Alto, CA (US)Bedrard, M.A., "Nocturnal y-Hydroxybutyrate—Effect on Periodic Leg Movements and Sleep Organization of Narcoleptic Patients", *Clin Neuropharmacol.*, 12(1), (Feb. 1989),29-36.**(*) Notice:** Subject to any disclaimer, the term of this patent is extended or adjusted under 35 U.S.C. 154(b) by 470 days.Berthier, M, et al., "Possible Involvement of a Gamma-Hydroxybutyric Acid Receptor in Startle Disease", *Acta Paediatr.*, 83(6), (1994),678-680.**(21) Appl. No.:** 10/841,709Broughton, Roger, "The Treatment of Narcolepsy-Cataplexy with Nocturnal Gamma-Hydroxybutyrate", *le Journal Canadien des Sciences Neurologiques*, 6(1), (1979),285-289.**(22) Filed:** May 7, 2004Carter Snead, O., et al., "Ontogeny of Gamma-Hydroxybutyric Acid. Regional Concentration in Developing Rat, Monkey and Human Brain", *Brain Res.*, 227(4), (1981),579-589.**(65) Prior Publication Data**

US 2004/0209955 A1 Oct. 21, 2004

Ferrara, S D., et al., "Pharmacokinetics of Y-Hydroxybutyric Acid in Alcohol Dependent Patients After Single and Repeated Oral Doses", *Br. J. Clin. Pharmacol.*, 34(3), (1992),231-235.**Related U.S. Application Data**Gallimberti, L., "Gamma-Hydroxybutric Acid in the Treatment of Alcohol Dependence: A Double-Blind Study", *Alcohol Clin. Exp. Res.*, 16(4), (1992),673-676.**(62)** Division of application No. 10/194,021, filed on Jul. 11, 2002, now Pat. No. 6,780,889, which is a division of application No. 09/470,570, filed on Dec. 22, 1999, now Pat. No. 6,472,431.Gallimberti, L., "Gamma-hydroxybutyric Acid for Treatment of Alcohol Withdrawal Syndrome", *Clinical Pharmacology*, 2(8666), (1989),787-789.**(60)** Provisional application No. 60/113,745, filed on Dec. 23, 1998.Gessa, G L., et al., "Gamma-hydroxybutyric acid (GHB) for treatment of ethanol dependence", *European Neuropsychopharmacology*, 3(3), (1993),224-225.**(51) Int. Cl.**
A61K 31/19 (2006.01)
A61K 31/365 (2006.01)
A61K 31/12 (2006.01)Gessa, G L., "Gamma-hydroxybutyric Acid in the Treatment of Alcohol Dependence", *Clin. Neuropharm.*, 15 Suppl 1 Pt A, (1992),303a-304a.**(52) U.S. Cl.** **514/557**; 514/553; 514/473; 514/529Grove-White, I G., "Critical Flicker Frequency after Small Doses of Methohexitone, Diazepam and Sodium 4-Hydroxybutyrate", *Brit. J. Anaesth.*, 43(2), (1971),110-2.**(58) Field of Classification Search** 514/557, 514/473, 553, 529
See application file for complete search history.Grove-White, et al., "Effect of Methohexitone, Diazepam and Sodium 4-Hydroxybutyrate on Short-Term Memory", *Brit. J. Anaesth.*, 113, (1971),43.**(56) References Cited**

(Continued)

U.S. PATENT DOCUMENTS

Primary Examiner—Brian Kwon

4,393,236 A 7/1983 Klosa 562/579
4,738,985 A 4/1988 Kluger et al. 514/533
4,983,632 A 1/1991 Gessa et al. 514/557
5,380,937 A 1/1995 Koehler et al. 562/579
5,594,030 A 1/1997 Conte et al. 514/553
5,753,708 A 5/1998 Koehler et al.
5,840,331 A 11/1998 Van Cauter et al. 424/464
5,990,162 A 11/1999 Scharf 514/533
6,472,431 B2 10/2002 Cook et al. 514/557**(74) Attorney, Agent, or Firm**—Schwegman, Lundberg, Woessner & Kluth P.A.**(57) ABSTRACT****FOREIGN PATENT DOCUMENTS**EP 0 235 408 9/1987
EP 0344704 5/1989
EP 0616804 3/1994
EP 0635265 7/1994
EP 5990162 11/1999
GB 922029 3/1963
JP 04-049212 2/1992

Disclosed are formulations of gamma-hydroxybutyrate in an aqueous medium that are resistant to microbial growth. Also disclosed are formulations of gamma-hydroxybutyrate that are also resistant to the conversion into GBL. Disclosed are methods to treat sleep disorders, including narcolepsy, with these stable formulations of GHB. The present invention also provides methods to treat alcohol and opiate withdrawal, reduced levels of growth hormone, increased intracranial pressure, and physical pain in a patient.

4 Claims, 1 Drawing Sheet

ROX 1024

CBM of U.S. Patent No. 7,765,107

55 of 174

US 7,262,219 B2

Page 2

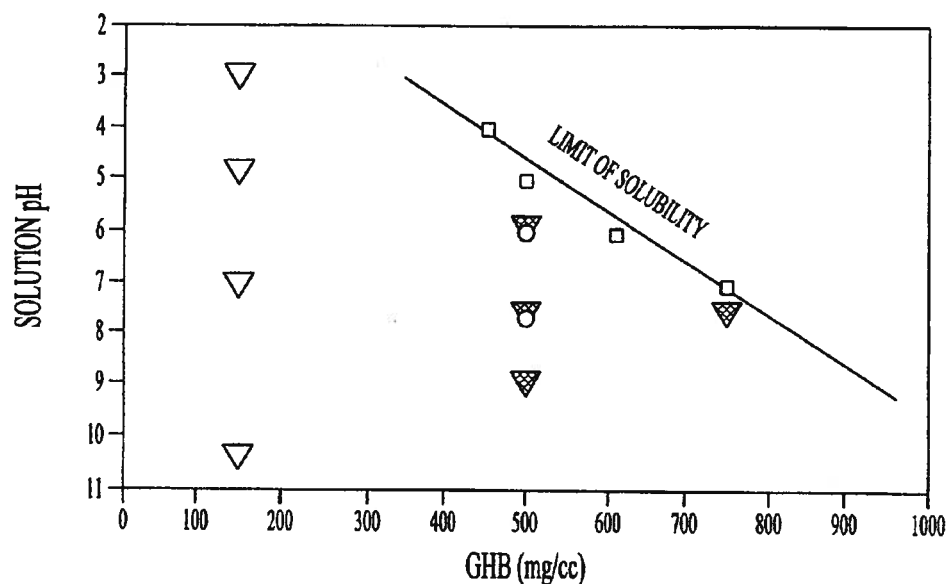
OTHER PUBLICATIONS

- Hoes, M J., "Gamma-hydroxybutyric acid as hypnotic. Clinical and pharmacokinetic evaluation of gamma-hydroxybutyric acid as hypnotic in man", *Encephale*, 6(1), (1980),93-99.
- Laborit, H. , "Gamma-Hydroxybutyrate, Succinic Semialdehyde and Sleep", *Laboratoire d'Etonologie*, (1973),257-274.
- Ladinsky, Herbert , "Mode of Action of Gamma-Butyrolactone on the Central Cholinergic System", *Naunyn-Schmiedeberg's Arch. Pharmacol.*, 322, (1983),42-48.
- Lammers, G J., "Gammahydroxybutyrate and Narcolepsy: A Double-Blind Placebo-Controlled Study", *Sleep*, 16(3), (1993),216-220.
- Lapierre, O. , "The Effect of Gamma-Hydroxybutyrate on Nocturnal and Diurnal Sleep of Normal Subjects: Further Considerations on REM Sleep-Triggering Mechanisms", *Sleep*, 13, (1990),24-30.
- Lee, C R., "Evidence for the B-Oxidation of Orally Administered 4-Hydroxybutyrate in Humans", *Biochemical Medicine*, 17(3), (1977),284-291.
- Lettieri, J, et al., "Improved Pharmacological Activity via Pro-Drug Modification: Comparative Pharmacokinetics of Sodium Y-Hydroxybutyrate and Y-Butyrolactone", *Research Communications in Chemical Pathology and Pharmacology*, 22(1), (1978),107-118.
- Mamelak, M , "Gamma-hydroxybutyrate (GHB): An endogenous Regulator of Energy Metabolism", *Neuroscience and Biobehavioral Reviews*, 13(4), (1989),187-198.
- Mamelak, M, "Sleep-Inducing Effects of Gammahydroxybutyrate", *The Lancet*, 2(7824), (1973),328-329.
- Mamelak, Mortimer, "The Effects of Gamma-Hydroxybutyrate on Sleep", *Biological Psychiatry*, 12(2), (1977),273-288.
- Nema, S , et al., "Excipients and Their Use in Injectable Products", *PDA J. Pharm. Sci. Technol*, 51(4) (1997),166-171.
- Palatini, P , "Dose Dependent Absorption and Elimination of Gamma-Hydroxybutyric Acid in Healthy Volunteers", *Eur. J. Clin. Pharmacol.*, 45(4), (1993),353-356.
- Roth, et al., "Y-Butyrolactone and Y-Hydroxybutyric Acid-I, Distribution and Metabolism", *Biochemical Pharmacology*, 15, (1966),1333-1348.
- Scharf, M B., "The Effects and Effectiveness of y-Hydroxybutyrate in Patients with Narcolepsy", *J. Clin. Psychiatry*, 46(6), (1985),222-225.
- Scrima, et al., "Effect of Gamma-Hydroxybutyrate on a Patient with Obstructive Sleep Apnea", *Sleep Research*, 16, (1987),137.
- Scrima, et al., "Effects of High Altitude on a Patient with Obstructive Sleep Apnea", *Sleep Research*, 16, (1987),427.
- Scrima, et al., "Effects of Gamma-Hydroxybutyrate (GHB) on Narcolepsy-Cataplexy Symptoms and MSLT Results in Male and Female Patients", *Association of Professional Sleep Societies*, (1988),251.
- Scrima, L , et al., "Efficacy of Gamma-Hydroxybutyrate Versus Placebo in Treating Narcolepsy-Cataplexy: Double-blind Subjective Measured", *Biol. Psychiatry*, 26(4), (1989),331-343.
- Scrima, et al., "Gamma-Hydroxybutyrate Effects on Cataplexy and Sleep Attacks in Narcoleptics", *Sleep Research*, 16, (1987),134.
- Scrima, L , "The Effects of Y-Hydroxybutyrate on the Sleep of Narcolepsy Patients: A Double-Blind Study", *Sleep*, 13(6), (1990),479-490.
- Series, F , "Effects of Enhancing Slow-Wave Sleep by Gamma-Hydroxybutyrate on Obstructive Sleep Apnea", *Am. Rev. Respir. Dis.*, 145(6), (1992),1378-1383.
- Stock, G , "Increase in brain dopamine after axotomy or treatment with Gammahydroxybutyric acid due to elimination of the nerve impulse flow", *Naunyn-Schmiedeberg's Arch. Pharmacol.*, 278(4), (1973),347-361.
- Strong, A J., "gamma-Hydroxybutyric acid and intracranial pressure", *The Lancet*, 1(8389), (1984),1304.
- Vickers, M D., "Gammahydroxybutyric Acid", *Int. Anesth. Clinic*, 7(1), (1969),75-89.
- Yamada, Y. , "Effect of Butyrolactone and Gamma-Hydroxybutyrate on the EEG and Sleep Cycle in Man", *Electoenceph. clin. Neurophysiol.*, 22, (1967),558-562.

U.S. Patent

Aug. 28, 2007

US 7,262,219 B2



□ DATA POINTS INDICATING LIMIT OF SOLUBILITY OF GHB AS A FUNCTION OF CONCENTRATION AND pH, SEE TABLE 1.

▽ SOLUTIONS SUSCEPTIBLE TO MICROBIAL GROWTH, DESIGNATED "FAIL".
(ALL SOLUTIONS DEMONSTRATED ACTIVITY AGAINST PSEUDOMONAS AERUGINOSA. SOME REDUCTION OF ASPERGILLUS NIGER MOLD OCCURRED IN 7 DAYS OF CONTACT TIME.)

▽ SOLUTIONS RESISTANT TO MICROBIAL GROWTH, DESIGNATED "PASS".
RATE OF REDUCTION OF MICROORGANISM COUNTS WAS SLIGHTLY HIGHER AT pH 7.5 AND 6.0 THAN pH 9.0. THE RATE OF REDUCTION OF FORMULATIONS AT 750mg/cc GHB WERE SLIGHTLY LOWER THAN FORMULATIONS AT 500 mg/cc GHB.)

○ SOLUTIONS RESISTANT TO MICROBIAL GROWTH, DESIGNATED "PASS".
RESULTS WERE SIMILAR FOR MALIC ACID AND HCl. TASTE VARIATIONS HAS IMPLICATIONS FOR DEVELOPMENT OF FLAVOR SYSTEMS.

▽ ▴ INDICATES pH ADJUSTMENT WITH HCl.

○ INDICATES pH ADJUSTMENT WITH MALIC ACID.

NOTE: SOLUTIONS WITH pH AT 9.0 ARE NOT PALATABLE OR SAFE FOR ORAL CONSUMPTION.

FIG. 1

US 7,262,219 B2

1

**MICROBIOLOGICALLY SOUND AND
STABLE SOLUTIONS OF
GAMMA-HYDROXYBUTYRATE SALT FOR
THE TREATMENT OF NARCOLEPSY**

RELATED APPLICATIONS

This application is a divisional of U.S. patent application Ser. No. 10/194,021, filed Jul. 11, 2002, patented U.S. Pat. No. 6,780,889, which is a divisional of U.S. patent application Ser. No. 09/470,570, filed Dec. 22, 1999, patented U.S. Pat. No. 6,472,431, which claims priority from U.S. Provisional Patent Application Ser. No. 60/113,745, filed Dec. 23, 1998, both of which are incorporated herein by reference.

BACKGROUND OF THE INVENTION

I. Field of the Invention

The present invention relates generally to the fields of pharmaceutical compositions to be used in treatments, such as, sleeping disorders, such as, e.g., narcolepsy (particularly cataplexy), drug abuse, alcohol and opiate withdrawal, a reduced level of growth hormone, anxiety, analgesia, effects in certain neurological disorders such as Parkinson's Disease, depression, certain endocrine disturbances and tissue protection following hypoxia/anoxia such as in stroke or myocardial infarction, or for an increased level of intracranial pressure or the like. The present invention particularly relates to the field of pharmaceutical production of microbiologically resistant and chemically stable preparations or solutions of gamma-hydroxybutyrate (GHB), also known as 4-hydroxybutyrate, and the sodium salt of GHB (sodium oxybate) and other salts such as magnesium, ammonium and calcium, e.g.

II. Description of Related Art

GHB is an endogenous compound with hypnotic properties that is found in many human body tissues. GHB is present, for example, in the mammalian brain and other tissues. In brain the highest GHB concentration is found in the hypothalamus and basal ganglia and GHB is postulated to function as a neurotransmitter (Snead and Morley, 1981). The neuropharmacologic effects of GHB include increases in brain acetylcholine, increases in brain dopamine, inhibition of GABA-ketoglutarate transaminase and depression of glucose utilization but not oxygen consumption in the brain. GHB is converted to succinate and then metabolized via the Krebs cycle. Clinical trials have shown that GHB increases delta sleep and improves the continuity of sleep (Ladinsky et al., 1983; Anden and Stock, 1973; Stock et al., 1973; Laborit, 1973; Lapierre et al., 1988; Lapierre et al., 1990; Yamada et al., 1967; Grove-White and Kelman, 1971; Scharf, 1985).

GHB has typically been administered in clinical trials as an oral solution (Lee, 1977; Mamelak, 1977; Hoes, 1980; Scharf, 1985; Scrima, 1990; Gallimberti, 1992; Series, 1992; Lammers, 1993). GHB treatment substantially reduces the signs and symptoms of narcolepsy, i.e. daytime sleepiness, cataplexy, sleep paralysis and hypnagogic hallucinations. In addition, GHB increases total sleep time and REM sleep, and it decreases REM latency (Mamelak et al, 1973; Yamada et al., 1967; Bedard et al., 1989), reduces sleep apnea (Series

2

et al, 1992; Scrima et al., 1987), and improves general anesthesia (Hasenbos and Gielen, 1985).

GHB has several clinical applications other than narcolepsy and sleep disorders. GHB has been reported to reduce alcohol craving, the number of daily drinks consumed, and the symptoms of alcohol withdrawal in patients (Gallimberti et al., 1989; Gallimberti et al., 1992; Gessa et al., 1992). GHB has been used to decrease the symptoms of opiate withdrawal, including both heroin and methadone withdrawal (Gallimberti et al, 1994; Gallimberti et al., 1993). It has analgesic effects that make it suitable as a pain reliever (U.S. Pat. No. 4,393,236). Intravenous administration of GHB has been reported to reduce intracranial pressure in patients (Strong, A. 1984). Also, administration of GHB was reported to increase growth hormone levels in patients (Gerra et al, 1994; Oyama et al., 1970).

A good safety profile for GHB consumption, when used long term for treatment of narcolepsy, has been reported. Patients have been safely treated for many years with GHB without development of tolerance (Scharf, 1985). Clinical laboratory tests carried out periodically on many patients have not indicated organ or other toxicities (Lammers, 1993; Scrima, 1990; Scharf, 1985; Mamelak, 1977; Mamelak, 1979; Gallimberti, 1989; Gallimberti, 1992; Gessa, 1992). The side effects of GHB treatment have been minimal in incidence and degree of severity, though they include sleepwalking, enuresis, headache, nausea and dizziness (Broughton and Mamelak, 1979; Mamelak et al., 1981; Mamelak et al., 1977; Scrima et al., 1989; Scrima et al., 1990; Scharf et al., 1985).

The pharmacokinetics of GHB have been investigated in alcohol dependent patients (Ferrara et al., 1992) and in normal healthy males (Palatini et al., 1993) after oral administration. GHB possesses a rapid onset and short pharmacological effect (Ferrara et al., 1992; Palatine et al., 1993; Lee, C., 1977; van der Bogert; Gallimberti, 1989; Gallimberti, 1992; Lettieri and Fung, 1978; Arena and Fung, 1980; Roth and Giarman, 1966; Vickers, 1969; Lee, 1977). In alcohol dependent patients, GHB absorption into and elimination from the systemic circulation were fast processes. Virtually no unchanged drug could be recovered in the urine. There were preliminary indications that the pharmacokinetics of GHB might be non-linear or dose-dependent (Ferrara et al., 1992). In the healthy volunteers study, the pharmacokinetics of three rising GHB doses (12.5, 25, and 50 mg/kg) were investigated. These findings indicate that both the oral absorption and elimination processes of GHB were capacity-limited though the degree of dose dependency was moderate (Palatini et al., 1993).

Organic salts and amides of GHB have been produced to reduce the physiological side effects of GHB (U.S. Pat. No. 5,380,937). Magnesium and calcium salt have been produced to reduce the hygroscopic nature of GHB or powdered forms (U.S. Pat. No. 4,393,236; British Patent No. 922,029). However, problems with the storage of GHB solutions still exist. GHB degrades into gamma-butyrolactone (GBL) and possibly other degradants in solution depending upon the pH and other factors. Also, the contamination by microorganisms in GHB solutions rapidly surpass acceptable limits, and preservatives can adversely affect the pH and thus, GHB's stability. As a chronically used product which requires high

ROX 1024

CBM of U.S. Patent No. 7,765,107

58 of 174

US 7,262,219 B2

3

levels of drug, the volume of a non-concentrated product creates cost and handling issues. Thus, there is an immediate need for effective solutions of GHB that are stable to biological or chemical degradation.

SUMMARY OF THE INVENTION

The present invention overcomes deficiencies in the prior art by providing compositions of GHB in an aqueous medium that are resistant to microbial growth. These compositions are also resistant to the uncontrolled degradation of GHB into GBL or other substances. The compositions of the present invention are stable compositions of GHB that improve shelf-life; and provide a titratable formulation of GHB for easy dose measurement. In addition, the concentrated solutions embodied in this invention reduce shipping and storage requirements and allow patients to carry more drugs for their convenience. The present invention provides methods to treat a number of conditions treatable by GHB, referred to herein as "therapeutic categories." Therapeutic categories for the present invention include, but are not limited to, sleeping disorders, drug abuse, alcohol and opiate withdrawal, a reduced level of growth hormone, anxiety, analgesia, effects in certain neurological disorders, such as Parkinson's Disease, depression, certain endocrine disturbances and tissue protection following hypoxia/anoxia such as in stroke or myocardial infarction, or an increased level of intracranial pressure or other conditions treatable with GHB.

The invention first provides a pharmaceutical composition of GHB rendered chemically stable and/or resistant to microbial growth in an aqueous medium. Preferred GHB salts of the present invention include sodium, ammonium and calcium. As used herein in certain embodiments, "stable" may mean resistant to degradation of GHB into its known or unknown decomposition elements. The level of GBL that is acceptable can be up to 0.1% of the formulation as per the ICH guidelines for shelf-life determination. As used herein in certain embodiments, "resistant to microbial growth" or "resistant to microbial challenge" means that the formulations meet the criteria set by the Food and Drug Administration and the U.S. Pharmacopoeia for products made with aqueous bases or vehicles, which for bacteria means not less than a 1.0 log reduction from the initial count at 14 days, and no increase from the 14 days count at 28 days, and for yeast and molds, no increase from the initial calculated count at 14 and 28 days. As used herein in certain embodiments, an "aqueous medium" may mean a liquid comprising more than about 50% water. In certain preferred embodiments, an "aqueous medium" may be a solution, suspension, gel or emulsion of GHB, with a solution of GHB being most preferred. Preferred gels are thixotropic gels. Compositions that are resistant to microbial growth are created by dissolving or mixing GHB in an aqueous medium to a concentration or content of greater than of about 150 mg/ml GHB to the maximal solubility of GHB. The solubility of GHB is up to about 750 mg/ml at room temperature (20° C. to about 25° C.), however, heating the aqueous medium during preparation up to 100° C. will increase GHB solubility to at least about 1000 mg/ml. A preferred concentration or content of GHB is about 500 mg/ml.

4

The amount of GHB that may be mixed or dissolved into an aqueous medium and still be resistant to microbial growth depends upon the pH of the aqueous medium. In certain embodiments the presence of a preservative may allow the amount of GHB contained in the compositions of the present invention to be increased and still maintain resistance to chemical degradation and/or microbial growth. In one embodiment of the present invention, the pH of the aqueous medium of the pharmaceutical composition is about 3 to about 10.

In a preferred embodiment, the pH of said aqueous medium is about 6 to about 7.5. The pH may be from about 3.0 to about 10.3, namely of about 3.0, about 3.1, about 3.2, about 3.3, about 3.4, about 3.5, about 3.6, about 3.7, about 3.8, about 3.9, about 4.0, about 4.1, about 4.2, about 4.3, about 4.4, about 4.5, about 4.6, about 4.7, about 4.8, about 4.9, about 5.0, about 5.1, about 5.2, about 5.3, about 5.4, about 5.5, about 5.6, about 5.7, about 5.8, about 5.9, about 6.0, about 6.1, about 6.2, about 6.3, about 6.4, about 6.5, about 6.6, about 6.7, about 6.8, about 6.9, about 7.0, about 7.1, about 7.2, about 7.3, about 7.4, about 7.5, about 7.6, about 7.7, about 7.8, about 7.9, about 8.0, about 8.1, about 8.2, about 8.3, about 8.4, about 8.5, about 8.6, about 8.7, about 8.8, about 8.9, about 9.0, about 9.1, about 9.2, about 9.3, about 9.4, about 9.5, about 9.6, about 9.7, about 9.8, about 9.9, about 10.0, about 10.1, about 10.2, or about 10.3, and all pH values between each of the listed pH values, of the aqueous media. This will produce a GHB composition that is resistant to microbial growth as defined by the test described herein. As used herein, the term "about" generally means within about 10-20%.

These pH values will produce compositions resistant to microbial growth in an aqueous medium if the amount of GHB added, admixed, or dissolved is from above about 150 mg/ml to about 450 mg/ml, namely, above about 150 mg/ml, about 160 mg/ml, about 170 mg/ml, about 180 mg/ml, about 190 mg/ml, about 200 mg/ml, about 210 mg/ml, about 220 mg/ml, about 230 mg/ml, about 240 mg/ml, about 250 mg/ml, about 260 mg/ml, about 270 mg/ml, about 280 mg/ml, about 290 mg/ml, about 300 mg/ml, about 310 mg/ml, about 320 mg/ml, about 330 mg/ml, about 340 mg/ml, about 350 mg/ml, about 360 mg/ml, about 370 mg/ml, about 380 mg/ml, about 390 mg/ml, about 400 mg/ml, about 410 mg/ml, about 420 mg/ml, about 430 mg/ml, about 440 mg/ml, to about 450 mg/ml, and all amounts of GHB between the values listed.

At the medium to high end of the concentration or content of GHB that may be dissolved or mixed in the aqueous medium, the maximal pH that may be used is reduced at room temperature. This is shown in FIG. 1, a graphical presentation of acceptable formulation ranges. At a concentration or content of about 450 mg/ml GHB, the pH may be of about 3.9 to about 10.3. At a concentration or content of about 500 mg/ml GHB, the pH may be of about 4.75 to about 10.3. At a concentration or content of about 600 mg/ml GHB, the pH may be of about 6.1 to about 10.3. At a concentration or content of about 750 mg/ml GHB, the pH may be of about 7.0 to about 10.3. Of course, all pH and concentration or content values in between each of the listed pH and concentration or content values are encompassed by the invention.

ROX 1024

CBM of U.S. Patent No. 7,765,107

59 of 174

US 7,262,219 B2

5

Certain embodiments may be selected as sub-ranges from these values of GHB content and aqueous medium pH. For example, a specific embodiment may be selected as a content of about 170 mg/ml to about 440 mg/ml GHB in an aqueous medium, at a pH range of about pH 5.5 to about pH 8.7. Another example of how a range may be selected in an embodiment would be the selection of a content of about 155 mg/ml of GHB, which is a value between the above listed values, to a content of about 350 mg/ml of GHB, and the selection of a pH range of the aqueous medium, such as a pH range of about 8.87, which is a value between the listed pH values, to a pH of about 8.93, which is another value between the listed values of pH. A third example of ranges that may be selected for a specific embodiment would be selection of a single content or concentration of GHB, such as about 200 mg/ml of GHB, and the selection of a pH range, such as a pH of about 3.5 to about 8.2. A fourth example of ranges that may be selected for a specific embodiment would be selection of a content or concentration of GHB over a range, such as about 300 mg/ml to about 400 mg/ml, and the selection of a single pH value for the aqueous medium, such as a pH of about 3. Another example of a range selected for an embodiment may be the selection of a single content or concentration of GHB, such as 400 mg/ml GHB, and a single pH value of the aqueous medium, such as pH 7.7.

Other examples of how a range of an embodiment of GHB content or concentration may be selected include a range of GHB content or concentration from about 200 mg/ml to about 460 mg/ml GHB, encompassing the ranges for GHB described herein, and a range of pH for the aqueous medium may be from about pH 4.3 to about pH 7, encompassing ranges for GHB in an aqueous medium at room temperature described herein. Another example would be the selection of a range of GHB content or concentration from about 153 mg/ml to about 750 mg/ml, and a pH range of about 7 to about 9, encompassing ranges between the listed values of GHB content and pH described herein. An example may be the selection as a GHB concentration or content of about 170 mg/ml to about 640 mg/ml in an aqueous medium, at a pH range of about pH 6.5 to about pH 7.7. Another example of how a range may be selected in an embodiment would be a content or concentration of about 185 mg/ml of GHB, which is a value between the listed values, to a content or concentration of about 750 mg/ml of GHB, at a pH range of about 7.87, which is a value between the listed pH values, to a pH of about 8.91, which is another value between the listed values of pH. An additional example of ranges that may be selected for a specific embodiment would be a content or concentration of about 200 mg/ml of GHB at a pH of about 7 to about 8.2. Another example of ranges that may be selected for a specific embodiment would be a content or concentration of about 750 mg/ml to about 400 mg/ml at a pH of about 7. Another example of ranges that may be selected for a specific embodiment would be a content or concentration of about 300 mg/ml to about 750 mg/ml at a pH of about 8.5 to about 7. Another example of ranges that may be selected for a specific embodiment would be a content or concentration of about 400 mg/ml to about 600 mg/ml at a pH of about 9 to about 5.8. And so forth. Thus, all ranges of pH and GHB concentration or content that can

6

be selected from the values herein and as would be understood by those of ordinary skill in the art, are encompassed by the present invention.

The chemical stability of GHB is affected by pH, with compositions of GHB in an aqueous medium with a pH below about 6 being less effective in maintaining the chemical stability of GHB. Compositions with a pH of greater than about 6.0 are preferred to produce chemically stable formulations of GHB. Thus, a preferred range to produce chemically stable GHB would be from about pH 6 to about pH 9. However, all concentrations or content of GHB in an aqueous medium, as described herein, and as would be understood by those of ordinary skill in the art, may be selected to produce compositions of the present invention.

Additionally, the ranges described above are for a composition at room temperature, which is defined herein as from about about 20° C. to about 25° C., namely, about 20° C. about 21° C., about 22° C., about 23° C., about 24° C., to about 25° C. Within the values and ranges of pH described above, the ranges of concentration or content of GHB may increase at temperatures greater than room temperature. Thus, the maximal content or concentration of GHB in an aqueous medium at a temperature of from about 26° C. to about 100° C., namely about 26° C., about 27° C., about 28° C., about 29° C., about 30° C., about 31° C., about 32° C., about 33° C., about 34° C., about 35° C., about 36° C., about 37° C., about 38° C., about 39° C., about 40° C., about 41° C., about 42° C., about 43° C., about 44° C., about 45° C., about 46° C., about 47° C., about 48° C., about 49° C., about 50° C., about 51° C., about 52° C., about 53° C., about 54° C., about 55° C., about 56° C., about 57° C., about 58° C., about 59° C., about 60° C., about 61° C., about 62° C., about 63° C., about 64° C., about 65° C., about 66° C., about 67° C., about 68° C., about 69° C., about 70° C., about 71° C., about 72° C., about 73° C., about 74° C., about 75° C., about 76° C., about 77° C., about 78° C., about 79° C., about 80° C., about 81° C., about 82° C., about 83° C., about 84° C., about 85° C., about 86° C., about 87° C., about 88° C., about 89° C., about 90° C., about 91° C., about 92° C., about 93° C., about 94° C., about 95° C., about 96° C., about 97° C., about 98° C., about 99° C., to about 100° C. may be from about 750 to about 1 g/ml, namely to about 751 mg/ml, about 760 mg/ml, about 770 mg/ml, about 780 mg/ml, about 790 mg/ml, about 800 mg/ml, about 810 mg/ml, about 820 mg/ml, about 830 mg/ml, about 840 mg/ml, about 850 mg/ml, about 860 mg/ml, about 870 mg/ml, about 880 mg/ml, about 890 mg/ml, about 900 mg/ml, about 910 mg/ml, about 920 mg/ml, about 930 mg/ml, about 940 mg/ml, about 950 mg/ml, about 960 mg/ml, about 970 mg/ml, about 980 mg/ml, about 990 mg/ml, to about 1000 mg/ml. At temperatures below room temperature, the solubility of GHB may decrease, and compositions at lower temperature and solubility of GHB at the pH values and ranges described herein are also encompassed by the invention. Additionally, differences of atmospheric pressure may also increase or decrease the solubility of GHB within the ranges described, and embodiments of the invention with an increased or decreased content of GHB due to changes in pressure are also encompassed by the invention. Of course, it is understood that the present invention encompasses embodiments of GHB concentration or content in an aque-

US 7,262,219 B2

7

ous medium at higher or lower temperature within the values described herein, such as about 980 mg/ml to about 200 mg/ml at 95° C. GHB at a pH of about 9 to about 7.5. Or about 150 mg/ml GHB at about 17° C. at about pH 6 to about pH 7. And so forth. Thus, all ranges of pH and GHB content that can be selected at various temperatures and pressures from the values above, and as would be understood by those of ordinary skill in the art, are encompassed by the present invention.

In certain other embodiments of the present invention, the pharmaceutical composition may comprise a pH adjusting or buffering agent. Such agents may be acids, bases, or combinations thereof. In certain embodiments, the acid may be an organic acid, preferably a carboxylic acid or aliphatic hydroxy carboxylic acid. In certain other embodiments, the acid is selected from the group including, but not limited to, acetic, acetylsalicylic, barbital, barbituric, benzoic, benzyl penicillin, boric, caffeine, carbonic, citric, dichloroacetic, ethylenediaminetetra-acetic acid (EDTA), formic, glycerophosphoric, glycine, lactic, malic, mandelic, monochloroacetic, oxalic, phenobarbital, phenol, picric, propionic, saccharin, salicylic, sodium dihydrogen phosphate, succinic, sulfadiazine, sulfamerazine, sulfapyridine, sulfathiazole, tartaric, trichloroacetic, and the like, or inorganic acids such as hydrochloric, nitric, phosphoric or sulfuric, and the like. In a preferred embodiment, the acid is malic or hydrochloric acid. In certain other embodiments, the pH adjusting agent may be a base selected from the group including, but not limited to, acetanilide, ammonia, apomorphine, atropine, benzocaine, caffeine, calcium hydroxide, cocaine, codeine, ephedrine, morphine, papaverine, physostigmine, pilocarpine, potassium bicarbonate, potassium hydroxide, procaine, quinine, reserpine, sodium bicarbonate, sodium dihydrogen phosphate, sodium citrate, sodium tetraborate, sodium carbonate, sodium hydroxide, theobromine, thiourea or urea. In certain other embodiments, the pH adjusting agent may be a mixture of more than one acid and/or more than one base. In other preferred embodiments, a weak acid and its conjugate base are used to form a buffering agent to help stabilize the composition's pH.

In certain embodiments, the composition may contain one or more salts. A "salt" is understood herein to mean certain embodiments to mean a compound formed by the interaction of an acid and a base, the hydrogen atoms of the acid being replaced by the positive ion of the base. Various salts, including salts of GHB, are also encompassed by the invention, particularly as pH adjusting or buffering agents. Pharmaceutically acceptable salts, include inorganic acids such as, for example, hydrochloric or phosphoric acids, or such organic acids as malic, acetic, oxalic, tartaric, mandelic, and the like. Salts formed can also be derived from inorganic bases such as, for example, sodium, potassium, silicates, ammonium, calcium, or ferric hydroxides, and such organic bases as isopropylamine, trimethylamine, histidine, procaine and the like. Alkali metal salts, such as lithium, potassium, sodium, and the like may be used, preferably with an acid to form a pH adjusting agent. Other salts may comprise ammonium, calcium, magnesium and the like. In one embodiment, a salt of GHB comprising an alkali metal may be combined with an acid to create a composition that achieves the desired pH when admixed with an aqueous medium. In another

8

embodiment, a weak base may be combined with GHB to create a composition that achieves the desired pH when admixed with an aqueous solution. Of course, other salts can be formed from compounds disclosed herein, or as would be known to one of ordinary skill in the art, and all such salts are encompassed by the invention.

In certain embodiments, excipients may be added to the invention. An "excipient" as used herein shall mean certain embodiments which are more or less inert substances added as diluents or vehicles or to give form or consistency when the remedy is in a solid form, though they may be contained in liquid form preparations, e.g. syrups, aromatic powders, honey, and various elixirs. Excipients may also enhance resistance to microbial growth, and thus act as a preservative. Such excipients include, but are not limited to, xylitol, mannitol, lactose, starch, magnesium stearate, sodium saccharine, cellulose, cellulose derivatives, magnesium carbonate and the like.

In certain embodiments, the pharmaceutical composition may contain a preservative. A "preservative" is understood herein to mean certain embodiments which are substances added to inhibit chemical change or microbial action. Such preservatives may include, but are not limited to, xylitol, sodium benzoate, methylparaben, propyl gallate BP, sorbic acid, chlorobutanol, dihydroacetic acid, monoethyglycerol, potassium benzoate, propylparaben, benzoic acid, benzalkonium chloride, alcohol, benzoic acid, benzalkonium chloride, benzethonium chloride, benzyl alcohol, butylparaben, cetylpyridinium chloride, ethylenediamine, ethylparaben, ethyl vanillin, glycerin, hypophosphorus acid, methylparaben, phenol, phenylethyl alcohol, phenylmercuric nitrate, propylparaben, sassafras oil, sodium benzoate, sodium propionate, thimerosal and potassium sorbate. Preferred preservatives may be selected from the group comprising, but not limited to, xylitol, sodium benzoate, methylparaben, propylparaben and potassium sorbate. Xylitol is particularly preferred in certain compositions of the invention, because it acts as an preservative and a sweetener, is a caries preventative, is less laxative than other sweeteners, and is recommended for diabetics.

In certain embodiments, the pharmaceutical composition may also contain an antioxidant. An "antioxidant" is understood herein to mean certain embodiments which are substances that inhibits oxidation. Such antioxidants include, but are not limited to, ascorbyl palmitate, butylated hydroxyanisole, butylated hydroxytoluene, potassium metabisulfite, sodium metabisulfite, anoxomer and maleic acid BP.

In certain embodiments, the pharmaceutical composition may also contain a flavoring agent. A "flavoring agent" is understood herein to mean certain embodiments which are substances that alters the flavor of the composition during oral consumption. A type of "flavoring agent" would be a sweetener. Preferred sweeteners or flavoring agents would be microbially non-metabolizable. Especially preferred sweeteners or flavoring agents would be carbohydrates such as xylitol and sorbitol. Such flavoring agents include, but are not limited to, acacia syrup, anethole, anise oil, aromatic elixir, benzaldehyde, benzaldehyde elixir-compound, caraway, caraway oil, cardamom oil, cardamom seed, cardamom spirit, cardamom tincture-compound, cherry juice, cherry

ROX 1024

CBM of U.S. Patent No. 7,765,107

61 of 174

US 7,262,219 B2

9

syrup, cinnamon oil, cinnamon water, citric acid, citric acid syrup, clove oil, coca, coca syrup, coriander oil, dextrose, eriodictyon, eriodictyon fluidextract, eriodictyon syrup-aromatic, ethyl acetate, ethyl, vanillin, fennel oil, ginger, ginger fluidextract, ginger oleoresin, glucose, glycerin, glycyrrhiza, glycyrrhiza elixir, glycyrrhiza extract, glycyrrhiza extract-pure, glycyrrhiza fluidextract, glycyrrhiza syrup, honey, non-alcoholic elixir, lavender oil, citrus extract or oil, lemon oil, lemon tincture, mannitol, methyl salicylate, nutmeg oil, orange-bitter-elixir, orange-bitter-oil, orange flower oil, orange flower water, orange oil, orange peel-bitter, orange-peel-sweet-tincture, orange spirit-compound, compound, orange syrup, peppermint, peppermint oil, peppermint spirit, peppermint water, phenylethyl alcohol, raspberry juice, raspberry syrup, rosemary oil, rose oil, rose water, saccharin, saccharin calcium, saccharin sodium, sarsaparilla syrup, sorbitol solution, spearmint, spearmint oil, sucrose, syrup, thyme oil, tolu balsam, tolu balsam syrup, vanilla, vanilla tincture, vanillin or wild cherry syrup.

Salts, excipients, pH adjusting agents such as acids, bases and buffering agents, flavoring agents, and other agents that may be combined with the compositions of the present invention, or may be used to prepare the compositions of the present invention, are well known in the art, (see for example, "Remington's Pharmaceutical Sciences" 8th and 15th Editions, and Nema et al., 1997, incorporated herein in their entirety), and are encompassed by the invention.

In certain other embodiments, the pharmaceutical composition comprises GHB, a pH adjusting or buffering agent, and an aqueous medium, wherein the components are admixed (sequentially or simultaneously) to prepare said pharmaceutical composition. The pH adjusting or buffering agent and aqueous medium may be any described herein.

The invention also provides a method of preparing a chemically stable and microbial growth-resistant pharmaceutical composition for the treatment of a condition responsive to GHB, comprising admixing GHB and a pH-adjusting or buffering agent in an aqueous medium. In certain embodiments, the method of preparing the pharmaceutical composition further comprises admixing a preservative with the pharmaceutical composition. Other components, such as flavoring agents, salts, and the like, may be added to the composition. The pH adjusting or buffering agent, aqueous medium, preservative, flavoring agents, salts, or other ingredient may be any described herein.

In certain other embodiments, the method of preparing the pharmaceutical composition comprises admixing GHB, a pH adjusting or buffering agent, and an aqueous medium soon before administration to a patient suspected of having a condition responsive to GHB.

The invention also provides a method of treating any therapeutic category of disorder responsive to GHB, comprising administering to a patient suspected of having such a condition a therapeutic amount of a pharmaceutical composition comprising chemically stable GHB (e.g. 1-10 gms.) in an aqueous medium resistant to microbial growth. In certain embodiments, the method of treating a condition responsive to GHB comprises a patient taking a first dosage of from about 0.1 g to about 10 g, namely about 0.1, about 0.2 about 0.3 about 0.4, about 0.5, about 0.6, about 0.7, about 0.8, about 0.9, about 1.0, about 1.1, about 1.2, about

10

1.3, about 1.4, about 1.5, about 1.6, about 1.7, about 1.8, about 1.9, about 2.0, about 2.1, about 2.2, about 2.3, about 2.3, about 2.4, about 2.5, about 2.6, about 2.7, about 2.8, about 2.9, about 3.0, about 3.1, about 3.2, about 3.3, about 3.4, about 3.5, about 3.6, about 3.7, about 3.8, about 3.9, about 4.0, about 4.1, about 4.2, about 4.3, about 4.4, about 4.5, about 4.6, about 4.7, about 4.8, about 4.9, about 5.0, about 5.1, about 5.2, about 5.3, about 5.4, about 5.5, about 5.6, about 5.7, about 5.8, about 5.9, about 6.0, about 6.1, about 6.2, about 6.3, about 6.4, about 6.5, about 6.6, about 6.7, about 6.8, about 6.9, about 7.0, about 7.1, about 7.2, about 7.3, about 7.4, about 7.5, about 7.6, about 7.7, about 7.8, about 7.9, about 8.0, about 8.1, about 8.2, about 8.3, about 8.4, about 8.5, about 8.6, about 8.7, about 8.8, about 8.9, about 9.0, about 9.1, about 9.2, about 9.3, about 9.4, about 9.5, about 9.6, about 9.7, about 9.8, about 9.9, to about 10 grams of GHB, or as needed by the patient as would be recognized by one of skill in the art. Of course, it will be understood that all values in between those listed, such as 9.45 grams, 6.32 grams, etc. may be administered, and those values are encompassed well. In preferred embodiments, the first dose is administered within an hour of sleep. In preferred embodiments, a second dose of GHB within the values described above may be administered. This second dose is administered preferably within about 2.0 to about 5.0 hrs, namely about 2.0, about 2.1, about 2.2, about 2.3, about 2.3, about 2.4, about 2.5, about 2.6, about 2.7, about 2.8, about 2.9, about 3.0, about 3.1, about 3.2, about 3.3, about 3.4, about 3.5, about 3.6, about 3.7, about 3.8, about 3.9, about 4.0, about 4.1, about 4.2, about 4.3, about 4.4, about 4.5, about 4.6, about 4.7, about 4.8, about 4.9, to about 5.0 hours after the first dose, though it may be administered at a time outside of the preferred range.

In certain embodiments, a second pharmaceutical may be administered with the composition of GHB. Such a second pharmaceutical may be e.g., a stimulant administered within the same 24 hour period as the first dose of GHB. The stimulant may be, e.g., but not limited to, methylphenidate or pemoline to counter the residual effects of GHB treatment during periods of wakefulness. In certain embodiments, the method of treating a sleep disorder may include the discontinuation of other second pharmaceuticals used to control a sleep disorder. Such second pharmaceuticals may include, but are not limited to, a tricyclic antidepressant.

In certain embodiments, the invention provides a method of treating any appropriate therapeutic category of disorder, by administration of GHB compositions of the present invention as described above for the treatment of sleep disorders. When GHB is used in methods of treating any therapeutic category of disorder, the GHB composition of the present invention may be mixed with the aqueous medium, and optionally pH adjusting or buffering agent or other additives, by the patient or administrator soon before consumption. The patient may prepare the composition within a few minutes to hours before administration. Alternatively, one or more of the components may be premixed for ready use. The components of the GHB composition of the present invention, GHB, an aqueous medium, pH adjusting or buffering agent, excipients, preservatives, flavoring agents, and/or other components or additives may be stored in a container means suitable to aid preservation. Preferably,

ROX 1024

CBM of U.S. Patent No. 7,765,107

62 of 174

US 7,262,219 B2

11

the container means is in the form of a set. A "set" as used herein certain embodiments is one or more components of the composition packaged in a container or other suitable storage means.

The present invention also provides a set for the treatment of a condition responsive to GHB comprising, in suitable storage means, GHB and a pH adjusting or buffering agent. In certain embodiments, the GHB and the pH adjusting or buffering agent are separately packaged. In certain other embodiments the GHB and the pH-adjusting or buffering agent may be mixed. The set may contain an aqueous medium. In certain other embodiments, at least one component selected from the group including, but not limited to, GHB, the pH-adjusting or buffering agent and/or an aqueous medium is separately packaged. In certain other embodiments, at least two of the components selected from the group comprising GHB, a pH adjusting or buffering agent and an aqueous medium are mixed together. In some embodiments, the set further contains a preservative. Such a set may have one, two, or more components from the group comprising GHB, a pH-adjusting or buffering agent, an aqueous medium or a preservative packaged separately. Such a set may have two or more components mixed together. Thus, both liquid and dry formulations of GHB and other components may be packaged in a set for mixing before administration, or one or more components may be premixed and packaged together with other components, or all the components may be premixed and packaged in a set.

It is understood that the compositions of the present invention, including those in a set, may be dispersed in a pharmaceutically acceptable carrier solution as described below. Such a solution would be sterile or aseptic and may include water, co-solvent vehicle buffers, isotonic agents, pharmaceutical aids or other ingredients known to those of skill in the art that would cause no allergic or other harmful reaction when administered to an animal or human subject. Therefore, the present invention may also be described as a pharmaceutical composition of GHB with increased stability in a pharmaceutically acceptable carrier solution.

Unless defined otherwise, all technical and scientific terms used herein have the same meaning as commonly understood by one of ordinary skill in the art to which this invention belongs. Also as used herein, the term "a" "an" or "the" is understood to include the meaning "one or more". Although any methods and materials similar or equivalent to those described herein can be used in the practice or testing of the present invention, the preferred methods and materials are now described.

BRIEF DESCRIPTION OF THE DRAWINGS

The following drawings form part of the present specification and are included to further demonstrate certain aspects of the present invention. The invention may be better understood by reference to one or more of these drawings in combination with the detailed description of specific embodiments presented herein.

FIG. 1. The Range of Gamma-Hydroxybutyrate's Resistance to Microbial Growth and Chemical Stability in Aqueous Solution. The ordinate is the pH of solutions of GHB.

12

The axis is the concentration (mg/ml) of GHB in aqueous solution. The region below the diagonal line [] is the range of GHB solubility at room temperature. Greater solubility can be achieved, up to 1 g/ml, by heating the solution up to 100° C. Three solutions were adjusted with HCl and were susceptible to microbial growth (Δ). Two solutions were pH adjusted with malic acid and were resistant to microbial growth (●). Of these two solutions, the one at pH 6 contained xylitol as an excipient. Three solutions were pH adjusted with hydrochloric acid and were resistant to microbial growth (▲). One solution was not pH adjusted and was susceptible to microbial growth (*).

DESCRIPTION OF ILLUSTRATIVE EMBODIMENTS

I. Formulations of Gamma-Hydroxybutyrate

A. Microbial Growth and Gamma-Butyrolactone Formation

The present invention arises from the discovery of chemically stable and microorganism resistant formulations of GHB in an aqueous medium, preferably a solution, and the efficacy of these formulations in the treatment of therapeutic categories of disorders, such as narcolepsy and other sleep disorders. Specifically, GHB is prepared at a concentration greater than about 150 mg/ml in an aqueous medium, up to the limits of GHB's solubility or retention in an aqueous medium, to produce the compositions of the present invention.

The maximum solubility of GHB is affected by the pH of the aqueous medium. At about pH 4, the maximum amount of sodium-GHB that can be dissolved is about 450 mg/ml. The value of pH that is conducive to GHB solubility increases, as is shown at FIG. 1, so that the minimal pH that will dissolve 750 mg/ml GHB was found to be about pH 6.8. This is shown in Table 1.

TABLE 1

ID	Limits of Sodium Oxybate Solubility		
	Sodium Oxybate Maximum Solubility	pH of Solution	Temperature
B	450 mg/cc	pH 4 (HCl)	25°
C	500 mg/cc	pH 5 (HCl)	25°
D	600 mg/cc	pH 6 (HCl)	25°
E	750 mg/cc	pH 6.8 (HCl)	25°
F	750 mg/cc+	pH 10.3	25°
G	1000 mg/cc	pH unadjusted	65° Soluble, 25° Gel

The pH of the aqueous medium also affects the resistance of the composition to microbial growth at about 500 mg/ml GHB. GHB at this concentration in an aqueous medium that is between about pH 5 and pH 9 is resistant to microbial growth, with compositions at about pH 6 to about pH 7.5 being particularly resistant to microbial growth. However, at concentrations of GHB greater than about 750 mg/ml above about pH 7.5, the resistance to microbial growth is reduced.

ROX 1024

CBM of U.S. Patent No. 7,765,107

63 of 174

US 7,262,219 B2

13

This is shown at Table 2.

14

TABLE 2

Microbial Challenge Data Summary			
ID	Sodium Oxybate Concentration	pH of Solution	Microbial Challenge Result
I	750 mg/cc	7.5 (HCl)	pass
J	500 mg/cc	6.0 (HCl)	pass
K	500 mg/cc + Excipients (Xylitol)	6.0 (Malic Acid)	pass
L	500 mg/cc	9.0 (HCl)	pass (borderline <i>aspergillus</i>)
M	150 mg/cc (BDL 1995)	5.0 (HCl)	fail (<i>aspergillus</i> only)
N	150 mg/cc (BDL 1995)	7.0 (HCl)	fail (<i>aspergillus</i> & <i>staph</i>)
O	150 mg/cc (BDL 1995)	3.0 (HCl)	fail (<i>aspergillus</i> only)
P	150 mg/cc (BDL 1995)	10.3 (unadjusted)	fail (<i>aspergillus</i> and <i>staph</i>)
Q	500 mg/cc	6.0 (Malic Acid)	discontinued
R	500 mg/cc	7.5 (Malic Acid)	pass
S	500 mg/cc (May 1998)	9.0 (Malic Acid)	discontinued
T	500 mg/cc (May 1998)	7.5 (HCl)	pass*
U	Others: 200 mg/cc–800 mg/cc	5.0–9.0	pending

*pass is generally defined as:

For Category 1C Products	
Bacteria:	Not less than 1.0 log reduction from the initial count at 14 days, and no increase from the 14 days' count at 28 days.
Yeast and Molds:	No increase from the initial calculated count at 14 and 28 days.

The data from Table 1 and Table 2 are graphically shown in FIG. 1. The concentration of GHB in the composition, when evaluated in relationship to the pH, affects the resistance of the GHB composition to microbial challenge. Compositions of GHB at or below 150 mg/ml are poorly resistant to microbial challenge from a pH range of about pH 3 to about pH 9. However, concentrations of GHB of greater than about 150 mg/ml, up to about 1000 mg/ml of GHB, are believed to be suitably resistant to microbial contamination at these pH ranges.

The chemical stability of GHB is affected by pH. Accordingly, the method for preparing GHB, as described herein, particularly as disclosed in the specific examples, varies with pH. GBL begins to form if the pH is about 6 or less. Compositions with a pH of greater than about 6.0 are preferred to produce chemically stable formulations of GHB. Thus, a preferred range to produce chemically stable GHB would be from about pH 6 to about pH 9. However, any pH or range of pH values where a clinically acceptable amount of GBL is produced is also contemplated as being preferred, and is encompassed by the present invention. The range of GBL could be regulatorily broadened with availability of sufficient toxicological data.

In certain embodiments of the invention, a pH-adjusting agent may be added to the composition. The choice of a pH adjusting agent may affect the resistance to microbial challenge and/or the stability of GHB, as measured by the reduction in assayable GHB. Compositions of GHB, pH adjusted with malic acid are resistant to both microbial growth and chemical degradation of GHB, and are preferred.

Other pH adjusting or buffering agents may be selected. Agents that adjust pH that are selected on this basis will undergo a taste testing study. However, any pH adjusting agent disclosed herein or as would be known to one of ordinary skill in the art is contemplated as being useful in the invention. Of course, any salt, flavoring agent, excipient, or other pharmaceutically acceptable addition described herein or as would be known to one of ordinary skill in the art is contemplated as being useful in the invention.

Any of the above formulations may be prepared and/or packaged as a powdered or dry form for mixing with an aqueous medium before oral administration, or they may be prepared in an aqueous medium and packaged. After mixing with an aqueous medium, preferably to prepare a solution, these formulations are resistant to both microbial growth and chemical conversion of GHB to GBL, thereby increasing the shelf-life of therapeutic formulations of GHB in an aqueous medium. These formulations then provide an easily titratable liquid medium for measuring the dosage of GHB to be administered to a patient. Additional embodiments of the composition and methods of preparation are described below and in the examples.

B. Pharmaceutical Compositions

1. Pharmaceutically Acceptable Carriers

Aqueous compositions of the present invention comprise an effective amount of GHB dissolved or dispersed in a pharmaceutically acceptable carrier and/or an aqueous medium. The phrases "pharmaceutically or pharmacologically acceptable" refer to molecular entities and compositions that do not produce an adverse, allergic or other untoward reaction when administered to an animal, or a human, as appropriate.

As used herein, "pharmaceutically acceptable carrier" includes any and all solvents, dispersion media, coatings, antibacterial and antifungal agents, isotonic and absorption delaying agents and the like. The use of such media and agents for pharmaceutical active substances is well known in the art. Insofar as any conventional media or agent is incompatible with the active ingredient, its use in the therapeutic compositions is not appropriate. Supplementary com-

ROX 1024

CBM of U.S. Patent No. 7,765,107

64 of 174

US 7,262,219 B2

15

patible active ingredients can be incorporated into the compositions. For human administration, preparations should meet sterility, pyrogenicity, general safety and purity standards as required by the Food and Drug Administration (FDA).

The GHB may be lyophilized for more ready formulation into a desired vehicle where appropriate. The active compounds may be formulated for parenteral administration, e.g., formulated for injection via intravenous, intraarterial, intramuscular, sub-cutaneous, intralesional, intraperitoneal or other parenteral routes. The preparation of an aqueous composition that contains a GHB agent as an active component or ingredient will be known to those of skill in the art in light of the present disclosure. Typically, such compositions can be prepared as injectables, either as liquid solutions or suspensions. Solid forms suitable for using to prepare solutions or suspensions upon the addition of a liquid prior to injection can also be prepared; and the preparations can also be emulsified.

The pharmaceutical forms suitable for injectable use include sterile aqueous solutions or dispersions; formulations including, e.g., aqueous propylene glycol; and sterile powders for the extemporaneous preparation of sterile injectable solutions or dispersions. In all cases the form must be sterile and must be fluid to the extent that easy syringability exists. It must be stable under the conditions of manufacture and storage and must be preserved against the contaminating action of microorganisms, such as bacteria and fungi.

Solutions of the active compounds as free acid or pharmacologically acceptable salts can be prepared in water suitably mixed with hydroxypropylcellulose and/or a pharmaceutically acceptable surfactant. Dispersions can also be prepared in glycerol, liquid polyethylene glycols, and mixtures thereof as well as in oils. Under ordinary conditions of storage and use, these preparation may best contain a preservative to further prevent the growth of microorganisms.

A GHB composition of the present invention can be formulated into a composition in a neutral or salt form. Such salts can be formed from any of the acids and bases described herein particularly depending on the particular GHB or GHB salt used, or as would be known to one of ordinary skill in the art.

The carrier can also be a solvent or dispersion medium containing, for example, water, ethanol, polyol (for example, glycerol, propylene glycol, and liquid polyethylene glycol, or the like), suitable mixtures thereof, and vegetable oils. The proper fluidity can be maintained, for example, by the use of a substance, such as lecithin (e.g. a coating), by the maintenance of the required particle size in the case of dispersion and by the use of surfactants. The prevention of the action of microorganisms can be brought about by any of the preservatives described herein, or as would be known to one of ordinary skill in the art, including various antibacterial and antifungal agents, for example, parabens, chlorobutanol, phenol, sorbic acid, thimerosal, and the like. In many cases, it will be preferable to include isotonic agents, for example, sugars or sodium chloride. Prolonged absorption of the injectable compositions can be brought about by

16

the use in the compositions of agents delaying absorption, for example, aluminum monostearate.

Sterile injectable solutions are prepared by incorporating the active compounds in the required amount in the appropriate solvent with, various of the other ingredients enumerated above, as required, followed by filtered sterilization. Generally, dispersions are prepared by incorporating the various sterilized active ingredients into a sterile vehicle which contains the basic dispersion medium and the required other ingredients from those enumerated above. In the case of sterile powders for the preparation of sterile injectable solutions, the preferred methods of preparation are vacuum-drying and freeze-drying techniques which yield a powder of the active ingredient plus any additional desired ingredient from a previously sterile-filtered solution thereof. The preparation of more, or highly, concentrated solutions for direct injection is also contemplated, where the use of DMSO as solvent (although DMSO may not now be a permitted human drug) is envisioned to result in extremely rapid penetration, delivering high concentrations of the active agents to a small area.

Upon formulation, solutions will be administered in a manner compatible with the dosage formulation and in such amount as is therapeutically effective. The formulations are easily administered in a variety of dosage forms, such as the type of injectable solutions described above, but drug release capsules and the like can also be employed.

For parenteral administration in an aqueous solution, for example, the solution should be suitably buffered if necessary and the liquid diluent first rendered isotonic with sufficient saline or glucose. These particular aqueous solutions are especially suitable for intravenous, intramuscular, subcutaneous and intraperitoneal administration. In this connection, sterile aqueous media which can be employed will be known to those of skill in the art in light of the present disclosure. For example, one dosage could be dissolved in 1 ml of isotonic NaCl solution and either added to 1000 ml of fluid or injected at the proposed site of infusion, (see for example, "Remington's Pharmaceutical Sciences" 15th Edition, pages 1035-1038 and 1570-1580). Some variation in dosage will necessarily occur depending on the condition of the subject being treated. The person responsible for administration will, in any event, determine the appropriate dose for the individual subject.

The active GHB may be formulated within a therapeutic mixture to comprise about 100 to about 10,000 milligrams per dose. Multiple doses can also be administered.

In addition to the compounds formulated for parenteral administration, such as intravenous or intramuscular injection, other pharmaceutically acceptable forms include, e.g., tablets or other solids; liposomal formulations; time release capsules; and any other form currently used, including cremes, which then may be admixed with an aqueous medium for oral administration.

One may also use nasal solutions or sprays, aerosols or inhalants in the present invention. Nasal solutions are usually aqueous solutions designed to be administered to the nasal passages in drops or sprays. Nasal solutions are prepared so that they are similar in many respects to nasal secretions, so that normal ciliary action is maintained. Thus, the aqueous nasal solutions usually are isotonic and slightly

ROX 1024

CBM of U.S. Patent No. 7,765,107

65 of 174

US 7,262,219 B2

17

buffered to maintain a pH of 5.5 to 6.5, though other pH ranges disclosed herein the specific examples, such as pH 3 to about pH 9, or pH 6 to about 7.5, are contemplated. In addition, preservatives, similar to those used in ophthalmic preparations, and appropriate drug stabilizers, if required, may be included in the formulation. Various commercial nasal preparations are known and include, for example, antibiotics and antihistamines and are used for asthma prophylaxis.

The preferred oral formulations may include such normally employed excipients, as, for example, pharmaceutical grades of xylitol, mannitol, lactose, starch, magnesium stearate, sodium saccharin, cellulose, magnesium carbonate and the like. These compositions can take the form of solutions, suspensions, tablets, pills, capsules, sustained release formulations or powders to be admixed with an aqueous medium. In certain defined embodiments, oral pharmaceutical compositions will comprise an inert diluent or assimilable edible carrier, or they may be enclosed in hard or soft shell gelatin capsule, or they may be compressed into tablets, or the GHB may be packaged separately from or in combination with the excipients, salts, flavorings or any other components described herein, to be admixed with an aqueous medium for oral or injectable formulations, or they may be incorporated directly with the food (i.e. a beverage) of the diet.

For oral therapeutic administration, the active compounds may be incorporated with excipients and used in the form of tablets, buccal tablets or tabs, troches, capsules, elixirs, suspensions, syrups, wafers, and the like, to be admixed with an aqueous medium. Such compositions and preparations should contain at least 0.1% of active compound. The percentage of the compositions and preparations may, of course, be varied and may conveniently be between about 2 to about 75% of the weight of the unit, or preferably between 25-60%. The amount of active compounds in such therapeutically useful compositions is such that a suitable dosage will be obtained.

The tablets, troches, pills, capsules and the like may also contain the following: a binder, natural as gum tragacanth, acacia, cornstarch, or gelatin or synthetic as polyvinyl acetate; excipients, such as dicalcium phosphate; a disintegrating agent, such as corn starch, potato starch, alginic acid and the like; a lubricant, such as magnesium stearate; and a sweetening agent, such as sucrose, lactose or saccharin may be added or a natural or synthetic flavoring agent. When the dosage unit form is a capsule for admixing with a specific volume of an aqueous medium, it may contain, in addition to materials of the above type, a liquid carrier. Various other materials may be present as coatings or to otherwise modify the physical form of the dosage unit. For instance, tablets, pills, or capsules may be coated with sugar, natural or synthetic polymers, or both. A syrup or elixir may contain the active compounds, sucrose as a sweetening agent, a preservative, a dye and/or a flavoring.

Additionally, any excipient, salt, acid, pH-mediating, adjusting or buffering compound or agent, flavoring, solution, solvent, dispersion, glycerol, glycol, oil, antibacterial and antifungal agents, antibiotics and antihistamines, binders, disintegrating agents, lubricants, sweetening agents, or any other additive or ingredient from those enumerated

18

above or in the examples, or in any pharmaceutically acceptable composition or carrier described herein, or as would be known by one of skill in the art, is contemplated for use in aqueous mediums or solid forms of the GHB compositions of the invention. One or more of these compositions may be packaged with GHB or packaged separately from GHB prior to consumption. If packaged separately, useful compositions of GHB may be obtained by mixing GHB with the other components with an aqueous medium prior to consumption. Such components may be packaged in a set, described below.

2. Sets

Therapeutic sets of the present invention are sets comprising GHB. Such sets will generally contain, in suitable container, a pharmaceutically acceptable formulation of GHB. The set may have a single container, or it may have distinct container for each component, or distinct container for various combinations of components.

When the components of the set are provided in one or more liquid formulations, the liquid formulation is an aqueous medium, with a sterile aqueous solution being particularly preferred. The GHB compositions may also be formulated into a syringeable composition. In which case, the container means may itself be a syringe, pipette, vial, ampule or other such like apparatus, from which the formulation may be applied to an infected area of the body, injected into an animal, or even applied to and mixed with the other components of the set.

However, the components of the set may be provided as dried powder(s). When reagents or components are provided as a dry powder, the powder can be reconstituted by the addition of a suitable solvent. It is envisioned that the solvent may also be provided in another container means.

The container means will generally include at least one vial, test tube, flask, bottle, pouch syringe or other container means, into which the GHB formulation or components thereof are placed, preferably, suitably allocated. The sets may also comprise a second container means for containing a sterile, pharmaceutically acceptable buffer or other diluent.

The sets of the present invention will also typically include a means for containing the vials in close confinement for commercial sale, such as, e.g., injection or blow-molded plastic containers into which the desired vials are retained.

Irrespective of the number or type of containers, the sets of the invention may also comprise, or be packaged with, an instrument for assisting with the injection/administration or placement of the GHB composition within the body of an animal. Such an instrument may be a drinking cup, syringe, pipette, or any such medically approved delivery vehicle.

II. Methods of Treatment with the GHB Compositions

Because GHB has been shown to be effective in treating narcolepsy and sleep disorders (Lee, 1977; Mamelak, 1977; Hoes, 1980; Scharf, 1985; Scrima, 1990; Gallimberti, 1992; Series, 1992; Lammers, 1993), reducing alcohol craving and alcohol withdrawal symptoms, (Gallimberti et al., 1989; Gallimberti et al., 1992; Gessa et al., 1992), reducing opiate withdrawal symptoms (Gallimberti et al, 1994; Gallimberti et al., 1993), reducing pain (U.S. Pat. No. 4,393,236), reducing intracranial pressure in patients (Strong, A. 1984),

ROX 1024

CBM of U.S. Patent No. 7,765,107

66 of 174

US 7,262,219 B2

19

and increasing growth hormone levels in patients (Gerra et al., 1994; Oyama et al., 1970), the formulations of the present invention are also contemplated to be useful in the treatment of any of these disorders or conditions in patients. GHB has also been used alone as a narcotic in patients with a terminal carcinomatous state. GHB has been used with other analgesics, neuroleptics, or with a subliminal barbiturate dose for use as an anesthesia. GHB has been used in closed cranio-cerebral trauma and as a soporific (U.S. Pat. No. 5,380,937). The inventors contemplate the use of the GHB compositions of the present invention as a narcotic, hypnotic, or as a soporific. The inventors also contemplate the use of the GHB compositions of the present invention in combination with analgesics, neuroleptics or barbiturates for use as an anesthesia. The GHB compositions of the present invention may be prepared and administered by any of the means described herein, particularly those described in the section "Pharmaceutical Compositions" and the examples, or by any means as would be known to those of skill in the art.

The following examples are included to demonstrate preferred embodiments of the invention. It should be appreciated by those of skill in the art that the techniques disclosed in the examples which follow represent techniques discovered by the inventor to function well in the practice of the invention, and thus can be considered to constitute preferred modes for its practice. However, those of skill in the art should, in light of the present disclosure, appreciate that many changes can be made in the specific embodiments which are disclosed and still obtain a like or similar result without departing from the spirit and scope of the invention.

EXAMPLE 1

Preferred Embodiments

XYREM™ Clinical Trials

The inventors developed a liquid formulation composed of GHB, xylitol, and preservative in water (XYREM™). Subsequent instability of the preservative in this formulation and a desire to initiate clinical trials in a timely manner led to a change in the formulation to a foil pouch. One clinical trial utilized a twin-pouch dosage form, with one side (pouch 1) of the foil packet containing GHB and the other side (pouch 2) containing the flavoring agents (Xylitol, [NF]; Malic Acid, NF;

Patients were instructed to open the twin-pouch with a scissors, empty the contents into a dosing cup, add 2 ounces of water, snap the lid on the dosing cup, shake to dissolve, and drink the entire contents of the cup. Clinical trials conducted by the inventors have been performed using the twin-pouch dosage form.

However, the inventors have continued development of a liquid solution and have now overcome inherent problems

20

with particular formulations and/or preservatives. The inventors have converted patients currently enrolled in a GHB open-label trial to a liquid solution composed of GHB, malic acid, and water—that is diluted with water immediately prior to oral administration.

The need for a liquid solution dosage form is further evidenced by the range of doses being used in a subsequent GHB open-label trial. Three sizes of pouches were prepared for the GHB open-label trial: 1.5 grams, 3.0 grams, and 4.5 grams. The initial dose for all patients in the GHB open-label trial was 6 grams of GHB nightly in divided doses. Dosage adjustments were permitted in the first two weeks of the trial as indicated for intolerance or lack of efficacy. The investigator was permitted to decrease the dose of GHB to 3 grams or 4.5 grams, or increase the dose to 7.5 grams or 9 grams nightly. After two weeks, further dosage adjustments were made if clinically indicated.

Thirty-five patients had their dose increased, and 16 patients had their dose decreased. Patients in the lowest dose group were disproportionately female and weighed 15 kg less than patients in the other two groups. Current dosing levels are noted below:

TABLE 3

Dosing Levels in the GHB Open-Label Trial

		1.5	3.0	4.5	6.0	7.5	9.0
	Total	gram	gram	gram	gram	gram	gram
Number of Patients	95	0	4	10	39	12	30
Per Cent of Patients	100%	0%	4%	10%	41%	13%	32%

To achieve these individualized doses, it has been necessary to provide a combination of different dose strengths. This complexity would be very difficult to achieve with a marketed product. In addition, a month's supply of twin-pouches is quite bulky. A liquid formulation allows for ease in dosing adjustment with one dosage form. In addition "child-resistant" packaging has been developed with the liquid formulation.

A number of patients have also complained about the flavor with the twin-pouches. As follow-up the inventors sent questionnaires to participants in the inventors' clinical trial, and performed taste testing in normal volunteers. The questionnaire responses, taste testing results, and the clinical experience in narcolepsy patients of the study administrator have all confirmed that unflavored solutions were acceptable.

The concentration and volume of the GHB solution that the patient administers will be the same irrespective of whether it is dissolved from the pouch or diluted from the liquid. This is illustrated in Chart 1 and Table 4:

ROX 1024

CBM of U.S. Patent No. 7,765,107

67 of 174

US 7,262,219 B2

21

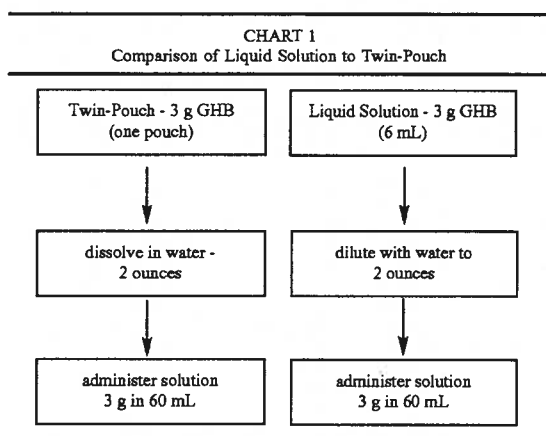


TABLE 4

Comparison of Liquid Solution to Twin-Pouch		
	Twin-Pouch	Liquid Solution
Amount of GHB	3 grams (1 pouch)	3 grams (6 mL)
Inactive Components	malic acid xylitol lemon/lime flavor orange flavor	malic acid
Final Concentration	50 mg/mL	50 mg/mL*
Final Volume	60 mL	60 mL

*Final concentration outside the range of the most stable formulation. This formulation strength may be only stable at short periods of time such as 48 hours. The twin pouch version could be solubilized at a concentration within the preferred range of pH and GHB concentration for longer term storage.

Apart from the elimination of the sweetener (xylitol) and flavoring, the two formulations result in identical solutions.

Conclusions

The concentration and volume of the GHB solution that the patient administers is the same irrespective of whether it is dissolved from the pouch or diluted from the liquid. Either method may be used to produce acceptably stable solutions of GHB.

EXAMPLE 2

Preferred Embodiments

Self Preserving Formulations of Gamma-Hydroxybutyrate Summary of Formulation Studies—Liquid XYREM™

I. Maximum Solubility Range

As seen in FIG. 1 and Table 1, the solubility of GHB varies with pH levels at room temperature (25° C.). Additional amounts of GHB can be solubilized in a gel if heat is applied, in which case a 1000 mg/ml concentration can be achieved. The inventors contemplate that though the concentrations or contents of GHB shown in FIG. 1 and Table 1 are preferred for use, due to the ease of preparing and

22

consuming unheated preparations, higher concentrations of GHB in aqueous medium may also be made, up to 1000 mg/ml.

II. Microbial Testing

The inventors used a three factor analysis involving pH, concentrations of GHB and the pH adjuster used. As seen in FIG. 1, and Table 2, unacceptably low resistance to microbial challenge was seen at 150 mg/ml GHB at pH 3, 5, 7, and 9.0, using HCl as the pH adjusting agent. 150 mg/ml GHB at pH 10.3 without a pH adjusting agent also proved unacceptably resistant to microbial challenge. Borderline acceptable microbial preservativeness was seen in a solution pH adjusted with HCl at 500 mg/ml GHB at pH 9. At a concentration of 500 mg/ml at pH 6.0 or 7.5, adjusted with either malic acid or HCl, and 500 mg/ml at pH 9.0 adjusted with HCl, the formulation is very effective in a microbial challenge test. The inventors contemplate that a concentration of greater than about 150 mg/ml of GHB, up to the maximal solubility in aqueous solution of GHB, will be suitably resistant to microbial challenge from about pH 3 to pH 10.3. Preferably, the aqueous medium will contain a pH-adjusting or buffering agent.

III. Gamma-Butyrolactone Degradation Range

GBL begins to form if the pH is about 6 or less with the formulation tested thus far.

A. Liquid Formulation Development

The objective of these experiments was to develop a commercial formulation for sodium gamma hydroxybutyric acid. The initial formulation for sodium gamma hydroxybutyric acid (GHB) was intended to be an aqueous liquid formulation containing 150 mg/mL GHB, preservatives and flavoring agents. To develop this formulation, studies were conducted to establish the: solubility of the drug in water and as a function of pH, type and concentrations of suitable preservatives, type and concentrations of flavor ingredients, and stability of the formulations.

1. Solubility

The feasibility of preparing formulations containing 150 mg/mL of GHB at pH 3, 5 and 7 was established. Solutions containing 150 mg/mL GHB were prepared. The initial pH was greater than pH 7.5 and the final pH was adjusted to 3, 5 or 7 with hydrochloric acid. The solutions were observed for precipitation and assayed by HPLC for GHB content. The results showed that no precipitation was observed and the drug concentration was found to be 150 mg/mL by HPLC. This information was used as the basis for additional formulation development studies.

2. Preservatives

Preservative effectiveness studies were conducted to identify a suitable preservative for the GHB liquid formulation. The following formulations shown in Table 5 were prepared and tested using *Staphylococcus aureus* (ATCC #6538), *Pseudomonas aeruginosa* (ATCC #9027) and *Aspergillus niger* (ATCC #16404).

ROX 1024

CBM of U.S. Patent No. 7,765,107

68 of 174

US 7,262,219 B2

23

TABLE 5

Liquid Formulations Used in Preservative Effectiveness Testing					
Formulation	pH	Sodium Benzoate	Methylparaben Propylparaben	Potassium Sorbate	Control
1	3	X			
2	5	X			
3	7	X			
4	3		X		
5	5		X		
6	7		X		
7	3			X	
8	5			X	
9	7			X	
10	3				X
11	5				X
12	7				X
13	no pH adjustment				X

The preservative used in each formulation is marked with an X. The results showed that formulations #3, 4, 6 and 9 reduced all three challenge microorganisms by >99.99% in 48 h of contact time. Formulations #1, 5 and 7 reduced all three challenge microorganism by >99.99% in 7 days of contact time. Formulations #2, 8, 10, 11, 12 and 13 did not reduce *Aspergillus niger* mold to >99.99%, although some reduction occurred in 7 days of contact time. Controls #10, 11, 12 and 13 demonstrated activity against *Pseudomonas aeruginosa*.

3. Stability

Based on the results of the preservative effectiveness testing, five formulations were selected for stability testing. Table 6 shows the composition of the formulations.

TABLE 6

Liquid Formulations Used in Informal Stability Program					
Chemical	1	2	3	4	5
Potassium Sorbate	0.4 gm	0.4 gm			
Sodium			1.0 gm		

24

TABLE 6-continued

Liquid Formulations Used in Informal Stability Program					
Chemical	1	2	3	4	5
Benzoate					
Methylparaben				0.36 gm	0.36 gm
Propylparaben				0.04 gm	0.04 gm
GHB	30 gm	30 gm	30 gm	30 gm	30 gm
Xylitol	40 gm	40 gm	40 gm	40 gm	40 gm
Water q.s.	200 mL	200 mL	200 mL	200 mL	200 mL
Initial pH	8.68	8.68	9.30	7.75	7.75
Formulation	3.01	5.00	3.00	2.98	4.98
Adjusted pH					

The formulations were packaged in 125 mL, amber PET bottles with safety lined child-resistant caps and stored upright and inverted at 60° C., 40° C./75% relative humidity (RH) and 25° C./60% relative humidity. Samples were removed from the stability chambers after 1, 2 and 3 months and assayed by high performance liquid chromatography (HPLC) for GHB content. Appearance and pH were also monitored.

Table 7 shows the results for the 3 month time point. Samples stored at 60° C. changed color but samples at all other conditions remained unchanged in color.

The pH of all formulations migrated upward over the three month stability period 60C. The percent increase in pH from initial to 3 months, was greater for the formulations which were initially adjusted to lower values.

For example, the migration of pH in formulations 1,3 and 4 (adjusted down to pH 3) were 21-30 percent across all conditions in three months. The migration of pH in formulations 2 and 5 (adjusted down to pH5) were 4.2-12 percent across all conditions in 3 months. Maintenance of pH becomes important for long term storage since preservatives are known to degrade in formulations having pH levels above approximately pH 6.

Additionally, development of flavor systems to mask the negative taste of perservatives is difficult.

TABLE 7

Results of Liquid Formulation Informal Stability Study at Three Months						
Formulation # (See Table 6)	Attribute	25° C./ 60% RH Upright	25° C./ 60% RH Inverted	40° C./ 75% RH Upright	40° C./ 75% RH Inverted	60° C. Upright
1	% t = 0	100.7	101.6	101.2	NA	NA
Potassium Sorbate (pH3)	pH	3.63	3.64	3.84	3.82	3.91
at 3 months storage	Appearance	clear, colorless	clear, colorless	clear, colorless	clear, colorless	clear, light yellow
2	% t = 0*	102.1	105.0	104.0	102.0	99.6
Potassium Sorbate (pH5)	pH	5.21	5.28	5.55	5.56	5.61
	Appearance	clear, colorless	clear, colorless	clear, colorless	clear, colorless	clear, light brown
3	% t = 0	102.4	104.1	99.1	102.6	97.0
Sodium Benzoate (pH3)	pH	3.60	3.74	3.78	3.75	3.79
	Appearance	clear, colorless	clear, colorless	clear, colorless	clear, colorless	clear, colorless

ROX 1024

CBM of U.S. Patent No. 7,765,107

69 of 174

US 7,262,219 B2

25

26

TABLE 7-continued

Results of Liquid Formulation Informal Stability Study at Three Months						
Formulation # (See Table 6)	Attribute	25° C./ 60% RH Upright	25° C./ 60% RH Inverted	40° C./ 75% RH Upright	40° C./ 75% RH Inverted	60° C. Upright
4	% t = 0	101.5	102.7	100.6	101.2	93.7
4 Methyl & Propyl Parabense (pH3)	pH	3.63	3.71	3.81	3.80	3.83
	Appearance	clear, colorless	clear, colorless	clear, colorless	clear, colorless	clear, colorless
5	% t = 0	103.1	105.8	101.9	103.1	95.6
4 methyl & Propyl Prabens (pH5)	pH	5.22	5.55	5.55	5.56	5.60
	Appearance	clear, colorless	clear, colorless	clear, colorless	clear, colorless	clear, light yellow

*% GHB at t = 0 percent of label claim

**initial time (t = 0)

4. Liquid Formulation Organoleptic Testing

Based on the above stability data and preservative effectiveness testing, a pH 5 formulation containing potassium sorbate was selected as the primary base formulation for flavor system development and organoleptic testing. A pH 3 formulation containing potassium sorbate was selected as the back-up formulation.

B. Dry Powder Formulation Development

Developing a flavor system for the primary and back-up liquid formulations proved to be difficult and a decision was made to develop a dry powder formulation for reconstitution with water before consumption. This approach removed the need for a preservative system, the requirement to adjust pH to levels below pH6, and allowed the development of a suitable flavor system.

1. Dry Powder Formulation Organoleptic Testing

To develop a flavor system for the powder formulation, several parameters were evaluated. The flavor attributes of a GHB solution was characterized by a professional sensory panel. A mimic base containing similar sensory properties as a GHB solution for flavor system was developed. Generally Recognized As Safe (GRAS) excipients for flavor system development were selected. Different excipients (flavorings, sweeteners, acidulants and flow agents) in the mimic base were screened. Three flavor systems for the focus group test were selected. A preferred flavor system was optimized based on comments obtained from the focus group testing. This final formulation with GHB was optimized.

Based on the above activities, the following formulations in Table 8 were selected for stability studies:

TABLE 8

Composition of Prototype Dry Powder Formulation		
Ingredient	Composition (grams)	Purpose
GHB	3	Active
Xylitol	5.5	non-cariogenic sweetener
Malic acid	0.2	Acidulant
Flavor 1	0.2	Flavor ingredient
Flavor 2	0.04	Flavor ingredient
Silicon Dioxide (Cab-O-Sil ®)	0.03	Flow enhancer

2. Dry Powder Formulation Stability

A study was initiated to evaluate the stability of the above prototype formulation in two types of foil packages (high and moderate moisture resistant) as well as the stability of GHB alone in one type of foil package (high moisture resistant). Table 9 shows the Lots that were placed on stability. The foil packages were a high moisture resistant pouch and a moderate moisture resistant pouch. The study protocol, Table 10, required the samples to be stored at 40±2° C./75±5% relative humidity for six months, and 25±2° C./60±5% relative humidity for 12 months. Table 11 shows the tests, methods, number of packets/test and specifications for the study.

TABLE 9

Dry Powder Informal Stability Study Package Composition			
Lot Number	Manufacture Date	Package Configuration	Special Comments
SPO #8018 A	Oct. 6, 1995	Foil Packet	Moderate moisture resistant pouch.
SPO #8018 B	Oct. 6, 1995	Foil Packet	Highest moisture protection pouch.
SPO #8018 C	Oct. 6, 1995	Foil Packet	Drug substance only. Highest moisture protection pouch.

TABLE 10

<u>Dry Powder Informal Stability Study Protocol</u>								
		<u>Stability Time in Months</u>						
60	Storage Conditions	0	1	2	3	6	9	12
	40 ± 2° C./75% ± 5% RH		X	X	X	X		
	25 ± 2° C./60% ± 5% RH	X	X	C	C	R	R	R
<hr/>								
X = Samples to be tested								
C = Contingency Samples								
R = Reduced testing; assay and H ₂ O only								
RH = Relative Humidity								

ROX 1024

CBM of U.S. Patent No. 7,765,107

70 of 174

US 7,262,219 B2

27

TABLE 11

Dry Powder Informal Stability Tests and Specifications			
Test	Method	Packets/ Test	Specification Limits
Appearance Dry Material	Visual	Use HPLC	White to off-white free flowing powder
Appearance Reconstituted Material	Visual	Use HPLC	Cloudy, off-white solution with visible particulates
Rate of Dissolution	Visual	Use HPLC	Material should dissolve completely in five min with mixing
Odor	Olfactory	Use HPLC	Characteristic Lemon/Lime odor
Assay: GHB	HPLC	3	90.0%–110.0%
Assay: Malic Acid	HPLC	Use HPLC	90.0%–110.0%
Impurities/ Degradants	HPLC	Use HPLC	Not more than 1% for any individual impurity/degra- dant and Not more than 3% total impurity/degradants
Vacuum Leak test	Visual	3	No Appearance of Leaking
pH	USP <791>	Use HPLC	For Information
Moisture	Karl Fisher	3	Report Value - to be determined

After two months at $40\pm 2^\circ\text{C}/75\pm 5\%$ relative humidity, the potency (% label claim) of Lots SPO 8018A and SPO 8018B was less than 94.0%, the lower limit of the specification, whereas Lot SPO 8018C showed no loss in potency. Lots 8018A and 8018B showed approximately 96% potencies after 2 months at $25^\circ\text{C}/65\pm 5\%$ relative humidity. Lot SPO 8018C again showed no loss in potency at this lower storage condition.

3. Appearance

After 2 months at $40^\circ\text{C}/75\pm 5\%$ relative humidity, Lots SPO 8018A and SPO 8018B showed significant melting, whereas Lot 8018C showed no melting. Lots SPO 8018A and SPO 8018B also showed partial melting after 2 months at $25^\circ\text{C}/65\pm 5\%$ relative humidity. Lot SPO 8018C again showed no evidence of melting at this lower storage condition.

Based on the physical changes in state observed during the stability studies, it was apparent that a solid state interaction between GHB and the excipient blend had occurred. Since xylitol made up the majority of the excipient blend, it was assumed that xylitol was the primary source of the drug-excipient interaction. An alternative hypothesis was also proposed, based on the possibility that the package was mediating the interaction between GHB and xylitol. Three studies were initiated to test these hypotheses.

4. Stability of GHB Solids in a Set Container-System

In the first study, the samples that were stored at $25\pm 2^\circ\text{C}/60\pm 5\%$ relative humidity were transferred to glass vials and then stored at $40\pm 2^\circ\text{C}/7\pm 5\%$ relative humidity. In the second study, mixtures of GHB and xylitol were gently rubbed between sheets of different types of foil packaging. The mixtures were observed for changes in physical appearance. In the third study, different mixtures of GHB and xylitol were prepared. Differential Scanning Calorimetry (DSC) thermograms were then done to look for changes in the thermograms. The results of these studies are summarized below.

28

Transfer to Glass: Samples of Lot 8018A and Lot 8018C that were previously stored at $25\pm 2^\circ\text{C}/60\pm 5\%$ relative humidity were transferred to amber screw cap vials and stored at $40\pm 2^\circ\text{C}/75\pm 5\%$ relative humidity. Analyses similar to those shown in Table 6 were done. After 1 month, the potency of Lot 8018A was 94.6% whereas the potency of Lot 8018C (GHB only) was 100%. In addition, Lot 8018A also showed evidence of melting. The results supported the hypothesis that GHB and xylitol were interacting in the solid state and the interaction appeared to be independent of packaging.

Foil Study: Mixtures of GHB and xylitol were placed between folded sheets of several different foil packaging materials. Slight adhesion of the mixed granules with the foil lining was observed for all of the foils examined. No direct evidence of melting was observed, however, even when excessive force was applied to the outer foil surfaces. This data suggests that the packaging material was not responsible for the solid state interaction observed during the stability studies.

DSC thermographs were obtained for samples of GHB/xylitol containing GHB:xylitol mixtures of 33:66, 45:55 and 55 percent 45 respectively. The scans were conducted at a scan rate of $10^\circ\text{C}/\text{min}$. The thermograms showed that the sample containing GHB:xylitol 33:66 showed a broad endothermic transition starting at 35°C . -40°C . Samples with higher ratios of GHB:xylitol also showed broad endothermic transitions that started at temperatures of 45°C . -50°C . The changes seen in the thermograms supported the hypothesis that a solid state interaction may be occurring between GHB and xylitol that resulted in low potencies for formulations containing mixtures of these two agents.

As a result of the changes seen in the DSC thermograms for different mixtures of GHB:xylitol, a study was initiated to investigate the stability of a formulation containing GHB:xylitol excipient blend 55:45. A formulation containing GHB:xylitol excipient blend 33:66 was used as a control sample. The formulations were packaged in glass vials and stored at 50°C , $40\pm 2^\circ\text{C}/75\pm 5\%$ relative humidity and $25\pm 2^\circ\text{C}/60\pm 5\%$ relative humidity. The appearance and potency of the formulations were monitored through analyses of stability samples. The stability study also showed potency losses after 1 month at $40^\circ\text{C}/75\pm 5\%$ relative humidity with both the 50/50 GHB:xylitol ratio as well as the original 33/66 ratio formulation. Partial evidence of melting was also observed in both formulations.

Studies with mixtures of GHB:xylitol excipient blend indicated that the mixture was incompatible in the solid state. However, when prepared as an aqueous solution, these mixtures were chemically compatible. Using this information, a decision was made to package the GHB formulation in dual pouches; one pouch containing GHB alone and the other containing a mixture of xylitol and the other flavor ingredients. The formulation will contain equal amounts of GHB and the excipient blend. This product will be prepared, packaged, and may be checked for stability.

ROX 1024

CBM of U.S. Patent No. 7,765,107

71 of 174

US 7,262,219 B2

29

EXAMPLE 3

The Pharmacokinetics of Gamma-Hydroxybutyrate

I. Study Objectives

The objective of this study was to assess the pharmacokinetics of GHB after oral administration of two consecutive single doses of GHB (3 g/dose; patients generally ingested the first dose of this medication prior to bedtime and the second dose from 2.5 to 4.0 h later) to narcoleptic patients who are maintained on a chronic regimen of GHB.

II. Study Design

This pharmacokinetic study was conducted as an open-label, single-center investigation in 6 narcoleptic patients. The study design is summarized as follows:

TABLE 12

Screening/Washout ⇒	Treatment/Blood Sampling ⇒	Follow-up
(1 or more days to dosing; washout, at least 8 h)	(Two 3 g GHB oral doses, 4 h apart; 21 blood samples)	(Within 48 h after last blood sample)

Narcoleptic patients, 18 years of age or older, who volunteered for this study were screened at least one day prior to the treatment phase. Each patient was determined to be in stable health and evaluated for the presence of narcolepsy, defined for the purposes of this example as one or more years of medical history of narcolepsy as evidenced by a recent nocturnal polysomnogram (PSG) and a valid score from a Multiple Sleep Latency Test (MSLT).

Patients maintained on GHB were allowed to participate. These patients had been weaned from antidepressants, hypnotics, sedatives, antihistamines, clonidine, and anticonvulsants though a stable regimen of methylphenidate (immediate release or sustained release) was allowed. Each patient passed a pre-study physical examination (which included hematology, blood chemistry, urinalysis, and vital signs measurements) prior to the commencement of the treatment phase.

Before oral administration of the first GHB dose, an indwelling catheter was placed in an arm vein and a baseline blood sample was collected. Each patient then ingested a 3 g dose of GHB before bedtime. Another 3 g GHB dose was administered 4 h after the first dose. Twenty-one sequential blood samples were collected over 12 h (starting at 10 min after the first dose and ending at 8 h after the second dose). Upon completion of the treatment phase, a follow-up physical examination which included the measurement of vital signs was performed on each patient within 48 h after the last blood sample. A detailed description of the trial methodology is presented in Section IV.

III. Inclusion Criteria

Patients were included in the study if they: had signed an informed consent prior to beginning protocol required procedures; had not participated in such a study at an earlier date; were willing and able to complete the entire study as described in the protocol; were 18 years of age or older at study entry; had not taken any investigational therapy other than GHB within the 30-day period prior to screening for

30

this study; had an established diagnosis of narcolepsy for at least one year with documentation from a qualified laboratory by a nocturnal polysomnogram (PSG) and a Multiple Sleep Latency Test (MSLT) which demonstrated mean sleep latency to be less than 5 min and REM onset in at least 2 of 5 naps; had not been diagnosed with uncontrolled sleep apnea syndrome, defined as a sleep Apnea Index of 5 or an Apnea Hypopnea Index (AHI) greater than 10 per hour or any other cause of daytime sleepiness; and were free of any medication for their narcolepsy (including hypnotics, sedatives, antidepressants, antihistamines, clonidine, and anticonvulsants) other than GHB and methylphenidate (IR or SR). Patients admitted to this study if they were not experiencing unstable cardiovascular, endocrine, gastrointestinal, hematologic, hepatic, immunologic, metabolic, neurological, pulmonary, and/or renal disease which would place them at risk during the study or compromise the protocol objective; did not have neurological or psychiatric disorders (including transient ischemic attacks, epilepsy, or multiple sclerosis) which, in the investigator's opinion, would preclude the patients' participation and completion of this study; did not have a current or recent (within one year) history of alcohol or drug abuse; did not have a serum creatinine greater than 2.0 mg/dL, abnormal liver function tests (SGOT or SGPT more than twice the upper limit of normal, or serum bilirubin more than 1.5 times normal). Female patients were entered into the study if they were either post-menopausal (i.e. no menstrual period for a minimum of 6 months), surgically sterilized or provided evidence of effective birth control. Females of childbearing potential must agree to continue to use an IUD, diaphragm, or take their oral contraceptives for the duration of the study. Female patients of childbearing potential must have a negative pregnancy test upon entry into the study.

IV. Trial Methodology

A time and events schedule is presented in Table 12.

A. Screening Period/Washout

Six narcoleptic patients who were chronically being treated with GHB were recruited to participate in this pharmacokinetic study. The screening period was at least one day prior to the treatment phase. During the screening period each patient completed the following procedures for the assessment of their physical condition: medical history evaluation; physical examination evaluation; clinical laboratory evaluation; inclusion criteria review. Each patient's GHB and methylphenidate regimen also were recorded on an appropriate case report form (CRF). The investigator also ensured that there was at least an 8-hour washout period for GHB prior to the treatment.

B. Treatment Period/Blood Samples Collection

All patients were hospitalized from approximately four hours prior to first GHB dosing (around 6 p.m.) until the end of the treatment period (around 10 a.m. the next morning). Patients ate their dinner at the clinical research unit soon after arrival and fasted until breakfast next morning. At least three hours elapsed between the completion of dinner and the administration of the first GHB dose. An indwelling catheter was placed in an arm vein of each patient for blood

ROX 1024

CBM of U.S. Patent No. 7,765,107

72 of 174

US 7,262,219 B2

31

sampling at approximately 30 min and 1 h before the first GHB dose and a baseline blood sample (5 mL) was collected.

The first GHB dose (3 g) was administered at around 10 p.m. Dosing of individual patients were staggered. The second GHB dose was administered at 4 h after the first GHB dose (i.e. immediately after the 4 h blood sample). The exact dosing times in each patient were recorded on appropriate CRF pages. Blood samples (5 mL each) were collected through the indwelling catheter into heparinized tubes at 0.2, 0.4, 0.6, 0.8, 1, 1.5, 2, 3, 4, 4.2, 4.4, 4.6, 4.8, 5, 5.5, 5, 7, 8, 10, and 12 h after the first GHB dose. Blood samples were processed according to the procedures described herein. Patients were monitored for adverse experiences throughout the study according to the specific procedures.

C. Follow-Up

Follow-up occurred within 48 h after the last blood sample had been collected. An abbreviated physical examination which included vital signs measurement was performed. Adverse experiences and concomitant medication use, if any, were assessed. Any ongoing adverse experiences and clinically important findings in a patient were followed to the investigator's and/or sponsor's satisfaction before the patient was discharged from the study.

D. Methods of Assessment

1. Medical History

The medical history was recorded during the screening period. The history included gender, age, race, height, prior reaction to drugs, use of alcohol and tobacco, history and treatment, if any, of cardiovascular pulmonary, gastrointestinal, hepatic, renal, immunologic, neurological, or psychiatric diseases and confirmation of inclusion criteria.

2. Physical Examination

Physical Examination included body system review as well as measurement of body weight and vital signs and a neurological examination.

3. Vital Signs

Vital signs measurements included recording of blood pressure, heart rate, respiration, and body temperature.

4. Clinical Laboratory

All clinical laboratory tests were performed at a local laboratory. The laboratory tests and analysis were required of each patient included: hematology, including hemoglobin, hematocrit, red blood cell count, white blood cell count and differential; fasting blood chemistries included blood urea nitrogen (BUN), uric acid, glucose, creatinine, calcium, phosphorus, total protein, albumin, sodium, potassium, SCOT (AST), SGPT (ALT), alkaline phosphatase, lactate dehydrogenase (LDH), and total bilirubin; midstream catch urinalysis included specific gravity, pH, protein, occult blood, ketones and glucose by dipstick determination as well as a microscopic examination of urine sediment for RBC, WBC, epithelial cells or casts or crystals; and a urine pregnancy test, if applicable. Any laboratory parameter that was out of range and considered clinically significant excluded the patient from participation in this study. The investigator would provide an explanation of all observations that were significantly outside the reference range.

32

5. Concomitant Medication

The continued use of a fixed dose of methylphenidate immediate release or sustained release (IR or SR) is acceptable. The methylphenidate regimen was recorded on the appropriate case report form.

6. Adverse Experiences

An adverse experience are any undesirable event experienced by a patient or volunteer whether or not considered drug-related by the investigator. An undesirable event can be, but is not limited to, subjective symptoms experienced by a patient or, objective findings such as significant clinical laboratory abnormalities. Adverse experience is considered synonymous with the term "adverse event".

The investigators report in detail all adverse experiences and symptoms that occurred during or following the course of trial drug administration for up to 2 days. Included in the description was the nature of the sign or symptom; the date of onset; date or resolution (duration); the severity; the relationship to trial treatment or other therapy; the action taken, if any; and the outcome.

A serious adverse experience is defined as one that is fatal, life threatening, permanently disabling, or which results in or prolongs hospitalization. In addition, overdose, congenital anomaly and occurrences of malignancy are always considered to be serious adverse experiences. An unexpected adverse experience is one not previously reported.

Any serious or unexpected adverse experience (including death) due to any cause which occurs during the course of this investigation, whether or not it is related to the investigational drug, was reported within 24 h by telephone or facsimile. Appropriate authorities were to be informed if the serious or unexpected adverse experience, in the opinion of inventors, was likely to affect the safety of other patients or volunteers or the conduct of the trial.

7. Clinical Supplies-Study Medication

Formulation: Unit 3 g GHB doses (Lot PK1) were obtained from Orphan Medical. Each unit dose comprised twin foil pouches: one pouch containing GHB and the other containing a flavor excipient blend. (Table 8 formulation)

Labeling: The clinical supplies for individual patients were packaged in separate containers. Each container included two unit doses, i.e. two twin-pouches. Clinical supplies for eight patients (including those for two replacement patients) were delivered to the investigator. Foil twin-pouches were identified with a two-part label.

Dose Administration: The investigator or designee prepared the oral solution for dosing within 30 min prior to the first oral administration to individual patients. The contents of one twin-pouch was emptied into a dosing cup to which two ounces of water were added. After replacing the lid of the dosing cup, it was gently shaken to dissolve the GHB and excipient in water. The GHB solution was ingested in its entirety. Likewise, the second GHB dosing solution was prepared in the same manner and was ingested in its entirety at 4 h after the first GHB dose.

Investigational Drug Accountability: At the conclusion of the study, all clinical supplies were accounted for on the drug accountability form and unused drug supplies were returned for proper disposition.

ROX 1024

CBM of U.S. Patent No. 7,765,107

73 of 174

US 7,262,219 B2

33

8. Determination of Plasma GHB Concentrations

Plasma samples were analyzed for GHB by the Department of Bioanalytical Chemistry (Covance (previously known as Hazelton Corning), Madison, Wis.) A gas chromatographic method with mass selective detection (GC-MSD) was used in the analysis.

9. Data Management and Analysis

Data Base: An EXCEL data base (spreadsheet) was constructed from data recorded on Case Report Forms (CFR) and plasma GHB concentration data sets received from Covance (Corning Hazelton). Each entry in the EXCEL spreadsheet was checked against the CRFs and any data entry error found was corrected.

Pharmacokinetic Analysis: Pharmacokinetic parameters were determined for individual sets of plasma GHB concentration vs. time data using the non-compartmental routine in WinNonlin Version 1.1. The peak GHB concentrations (C_{max}) and the times of their respective occurrences (t_{max}) were observed values. Terminal half-life ($T_{1/2}$) was obtained by log-linear regression analysis of the terminal phase of concentration vs. time curves. The area under the curve (AUC_{inf}) and the area under the first moment curve ($AUMC_{inf}$) were calculated by the linear trapezoidal rule up to the last determined concentration and included extrapolated areas to time infinity. Apparent oral clearance (CL/F) was calculated as $Dose/AUC_{inf}$. Volume of distribution (V_z/F) was determined by taking the ratio between CL/F and λ_z (elimination rate constant). Mean residence time (MRT) was estimated from the ratio between $AUMC_{inf}$ and AUC_{inf} .

Safety Analyses: Results of physical examinations, vital signs, clinical laboratory data were summarized in tabular form and presented by patient number. Adverse events also were tabulated in a similar fashion.

10. Results

Patient and Study Accountability: Six narcoleptic patients were enrolled and all six completed the study in its entirety.

Protocol Compliance: There were no inclusion criteria violations. All patients admitted into the study met the study entrance requirements and completed the screening phase at least one day before the treatment phase.

All six patients took non-study medications in addition to methylphenidate and GHB doses because none of their concomitant medications (Synthyroid, Premarin, Lovastatin, Fluvastatin, furosemide, potassium, hydrochlorothiazide, lansoprazole, and verapamil) were on the exclusion list (which included hypnotics, sedatives, antidepressants, antihistamines, clonidine, and anticonvulsants). Adverse experience probes, vital sign measurements, and essentially all pharmacokinetic blood samples were performed at protocol specified times; the few deviations in blood sampling times should not have any impact on the outcome of the study since actual blood sampling times were used in the pharmacokinetic analysis.

The diagnosis of narcolepsy for at least one year in each patient was verified by a nocturnal polysomnogram (NSG) and a Multiple Sleep Latency Test (MSLT) conducted at a qualified laboratory. Five patients have been maintained on GHB nightly for over 10 years and one patient has been receiving GHB nightly for two years. One patient (Subject 101) also had multiple sclerosis; however, the attending physician, judged that it would not interfere with the objec-

34

tive of this study. A few of the screening clinical laboratory results marginally fell outside the reference range but none was considered by the attending physician to be clinically significant.

Exposure to Study Drug: All patients ingested the two GHB doses as scheduled (immediately prior to bedtime). The GHB doses per kg body weight ranged from 26.4 to 52.4 mg/kg.

Plasma GHB Concentration Profiles: It was noted that, in certain cases, (Patients #103, and #106), plasma GHB concentrations did not decline from the first C_{max} to zero concentration at h 4. Upon achievement of the second C_{max} , the semi-logarithmic plots of concentration versus time data in Patients #102, #103, and #105 exhibited a convex decline profile. Such a decline pattern suggested non-linear pharmacokinetics. The highest plasma GHB concentration observed in the study was 125.0 $\mu\text{g/mL}$ which occurred in Subject 101 after the second 3 g GHB dose.

Pharmacokinetic Parameter Estimates: The mean (\pm SD) showed that maximum GHB concentrations (C_{max}) were 62.8 ± 27.4 $\mu\text{g/mL}$ and 91.2 ± 25.6 $\mu\text{g/mL}$ for the first and second GHB doses, respectively. The corresponding mean observed times to maximum concentrations were 40 ± 6 and 36 ± 7 min after the first and second GHB doses, respectively. The mean AUC_{inf} was 17732 ± 4603 $\mu\text{g/mL}\cdot\text{h}$. The mean CL/F was 4.2 ± 1 mL/min/kg and the mean V_z/F was 307 ± 96 mL/kg . The mean MRT_{inf} was 249 ± 56 min. The mean GHB $T_{1/2}$, estimated by linear regression of $\log[C]$ vs. time data of the terminal phase of the second GHB dose was 53 ± 19 min.

Adverse Experiences: No adverse experiences were reported in the study.

Follow-up Safety Assessments: Inspection of screen and follow-up physical examination results per individual patient did not identify any changes attributable to GHB.

11. Discussion

To the inventors' knowledge, the level of GHB in human systemic circulation has not been reported in the literature. Hence, baseline (0 h) plasma samples were analyzed for GHB concentrations. The GC-MSD method used in the present study had a limit of quantification (LOQ) of 7.02 $\mu\text{g/mL}$ and analysis of the baseline plasma samples showed the endogenous levels of GHB are below this sensitivity limit. This finding was confirmed by adding known amounts of GHB (5, 10, and 25 μg per mL of plasma) to blank human plasma samples and subjected these samples to GC-MSD analysis. This method of standard addition allowed an estimation of the endogenous GHB level in human plasma which was found to average about 2.02 $\mu\text{g/mL}$, (i.e. approximately $\frac{1}{3}$ of the Limit Of Quantitation (LOQ) for a validated assay. Hence, the endogenous GHB level was not subtracted from exogenous GHB concentrations prior to pharmacokinetic analysis.

Values of mean t_{max} (~40 min after dosing) and $t_{1/2}$ (~35 min) suggest that the GHB solution administered to narcoleptic patients in this study was readily absorbed and rapidly eliminated. In 3 out of 6 patients the drug was essentially gone from the systemic circulation by h 4 after the first GHB dose whereas in the remaining three patients residual GHB levels of ~15 $\mu\text{g/mL}$ was still detected at h 4.

ROX 1024

CBM of U.S. Patent No. 7,765,107

74 of 174

US 7,262,219 B2

35

The convex nature of the decline of plasma GHB concentrations in three patients after achievement of the second C_{max} indicated that elimination of GHB from the systemic circulation in these three patients is capacity limited. Nevertheless, it should be noted that plasma GHB concentrations were no longer detectable by h 6 after the second GHB dose (10 h after the first GHB dose). The mean apparent oral clearance found in this study was 4.2 ± 1.0 mL/min/kg and appeared to be comparable to the apparent oral clearance of 5.3 ± 2.2 mL/min/kg reported in the literature for a group of alcohol dependent patients who were administered a dose of 50 mg/kg (Ferrara, 1992). While it appeared that the GHB dose (ranging from 26.4 to 52.4 mg/kg with a mean of 36.5 mg/kg) in the present study was lower than the comparison GHB dose (50 mg/kg) administered to the alcohol dependent patients (Ferrara, 1992), it should be noted that each patient in the present study was administered two consecutive GHB doses at four-hour interval and residual GHB levels were detected in three out of six patients immediately prior to the second GHB dose. The GHB pharmacokinetic non-linearity in alcohol dependent patients easily can be observed from the apparent oral clearance which increased to 8.1 ± 4.8 mL/min/kg when the GHB dose is reduced to 25 mg/kg dose (Ferrara, 1992). In the present study, the non-linearity was less obvious because each narcoleptic patient received two consecutive fixed 3 g doses regardless of body weight.

The mean elimination half-life of GHB in the six narcoleptic patients was determined to be 53 ± 19 min, longer than that in alcohol dependent patients after a 50 mg/kg GHB dose (Ferrara, 1992). The lengthening of GHB elimination half-life observed in this study partially was caused by the wider spacing in sampling time points. However, capacity limited elimination of this drug in some of the narcoleptic patients also could have contributed to this prolongation.

GHB appears to have a shortcoming in that its elimination from the body is capacity limited in some patients when the drug is administered at a fixed regimen of 3 g twice nightly at four-hour interval. However, from a therapeutic perspective, GHB offers an advantage in the treatment of narcolepsy because by the time a patient wakes up in the morning (i.e. 8 to 10 h after the first GHB dose), all GHB, including that from the second dose, will have been eliminated from the systemic circulation. GHB was also well tolerated by narcoleptic patients in this study. No adverse experience was reported.

12. Conclusions

The capacity limited elimination kinetics was observed in three out of six patients who had been administered two consecutive 3 g oral doses of GHB, 4 h apart. From a pharmacokinetic perspective, dividing the nightly GHB dose into two portions and administering the two portions to narcoleptic patients at a 2.5- to 4-h interval was rational because the elimination half-life of GHB was short (<1 h). The pharmacokinetic profiles of GHB in narcoleptic patients who had been receiving this agent nightly for years appeared to be comparable to those in alcohol dependent patients (Ferrara, 1992).

36

EXAMPLE 4

Sodium Oxybate Formulation Study

I. Study Objectives

This example described ways that sodium oxybate may be prepared and tested for stability to determine preferred formulations. Various formulations of sodium oxybate in water were prepared under different conditions of mixing and with addition of selected acidulents at multiple pH levels (Neo-Pharm Laboratories, Blainville, Quebec). Selected formulations were placed on real time and accelerated stability. Earlier studies have demonstrated that degradation products are formed in acidic conditions and that antimicrobial effectiveness is limited at high pH. Therefore several acidulents across a range of 6.0-9.0 were evaluated.

II. Study Design-Part I

The following experimental work is designed to be performed in two stages. Initial studies were conducted to evaluate the impact of conditions of formulation, pH and acidulent on the resultant levels of impurities, specified and unspecified, and potency of sodium oxybate. Sodium oxybate was prepared (MDS Neo-Pharm Laboratories, Quebec Canada), under different conditions of mixing and with addition of selected acidulents at multiple pH levels. These formulations of sodium oxybate acidulent were then tested.

A. Preliminary Studies

1. Formulations Description

All formulations were prepared at a concentration of 500 mg/cc of sodium oxybate in water. Three acidulents (HCl, malic acid, and phosphoric acid), were selected and tested at pH 6.0, 7.5 and 9.0.

2. Method of Formulation

Solutions, were prepared using the described methods:

a. Rapid Mix Method

Sodium oxybate was dissolved in water and concentrated acidulent was added immediately without temperature control. Temperature of solution was monitored and recorded prior to and during addition of acidulent. The time of equilibration to room temperature was also recorded. After the solution reached ambient room temperature, it was filtered through a 10 μ m filter.

b. Cool Mix Method:

Sodium oxybate was dissolved in water. Acidulent was diluted to 10% and slowly added. The solution was cooled by water with jacket or ice bath. Monitor and record the temperature of the solution was monitored and recorded during addition of acidulent. The time of equilibrium from room temperature was also recorded. The preferred maximum temperature should be maintained at less than 40° C. The solution was filtered through a 10 μ m filter.

c. Reverse Order of Addition:

Acidulent was added to water and cooled to room temperature. The sodium oxybate was dissolved in the diluted acidulent solution. The temperature of solution was monitored and recorded during addition of sodium oxybate. The solution was filtered through a 10 μ m filter.

d. Sodium Oxybate Control

Sodium oxybate was dissolved in water to a concentration of 500 mg/cc with no added acidulent. The final pH was

ROX 1024

CBM of U.S. Patent No. 7,765,107

75 of 174

US 7,262,219 B2

37

recorded and the solution was filtered through a 10 μ m (micron or micrometer) filter.

3. Solution Data:

Data was recorded for each solution which included: 1) date of preparation 2) date of analysis, 3) amount of acidulent required to achieve target pH, 4) length of time for dissolution of sodium oxybate, 5) temperature profile of solution over time of solution preparation to be recorded at 15 minute intervals, 6) final pH of solution.

38

4. Testing Requirements:

The following methods were used to test the prepared solutions: pH, HPLC (High Pressure Liquid Chromatography) for potency (sodium oxybate), and for impurities. Time 0 analysis was performed immediately (within 24 h). RRT= (relative retention time).

B. Summary of Part I:

1. Preliminary Evaluation of Sodium Oxybate Formulations

Tables 13, 14 and 15 provide test results for the three methods of preparation of sodium oxybate formulations.

TABLE 13

Formulation Study/PR98068 Results of Formulation Study - Time Zero determinations of Sodium Oxybate, GBL and Unspecified Impurities Preparation Method A					
Addition of Concentrated Acidulent* (Amount of Acidulent in 1000 ml) Date of Preparation/Date of Assay [Specification]	Target pH [Target \pm 0.5]	Final pH	Sodium Oxybate mg/cc % [95-105%]	Impurities Specified % GBL [\leq 0.5%]	Impurities Unspecified % [\leq 0.1% Total]
HCl (Apr. 23, 1998) (10 drops over 2 minutes) (2.5 ml/4 minutes)	pH 9.0	9.0	509 mg/cc 101%	0.009%	RRT 4.88 = 0.01%
(45 ml/34 minutes)	pH 7.5	7.5	507 mg/cc 101%	0.01%	RRT 4.89 = 0.02%
	pH 6.0	6.0	504 mg/cc 101%	0.033%	RRT 4.89 = 0.33%
Malic Acid (Apr. 24, 1998) (0.12 gm) (1.6 gm)	pH 9.0	9.1	498 mg/cc 99.6%	0.009%	RRT 4.89 = 0.01%
	pH 7.5	7.6	506 mg/cc 101%	0.009%	RRT 4.89 = 0.01%
(25 gm)	pH 6.0	6.2	493 mg/cc 98.6%	0.011%	RRT 4.89 = 0.01%
H ₃ PO ₄ (Apr. 24, 1998) (2 drops) (1.0 ml)	pH 9.0	9.0	493 mg/cc 98.6%	0.009%	RRT 4.89 = 0.01%
	pH 7.5	7.5	493 mg/cc 98.6%	0.009%	RRT 4.89 = 0.02%
(17.3 ml)	pH 6.0	6.1	497 mg/cc 99.4%	0.063%	RRT 4.89 = 0.02%
Sodium Oxybate Control No Acidulent	n.a.	9.8	500 mg/cc 100%	0.009%	RRT 4.89 = 0.04%

*Method A = Mix Method with Concentrated Acidulent and Temperature Monitoring

TABLE 14

Preparation Method B					
Addition of Diluted Acidulent* (Amount of Acidulent in 1000 ml) Date of Preparation/Date of Assay [Specification]	Target pH [Target \pm 0.5]	Final pH	Sodium Oxybate mg/ml % [95-105%]	Impurities Specified % GBL [\leq 0.5%]	Impurities Unspecified % [\leq 0.1% Total]
HCl (25%) (Apr. 28, 1998) (20 drops) (8.0 ml)	pH 9.0	9.1	500 mg/cc 100%	0.009%	RRT 4.88 = 0.01%
	pH 7.5	7.6	499 mg/cc 99.8%	0.009%	RRT 4.88 = 0.01%
(175 ml)	pH 6.0	6.0	502 mg/cc 101%	0.016%	RRT 4.88 = 0.02%
H ₃ PO ₄ (25%) (Apr. 29, 1998) (0.3 ml) (4.0 ml)	pH 9.0	8.9	499 mg/cc 99.8%	0.007%	RRT 4.92 = 0.02%
	pH 7.5	7.5	497 mg/cc 99.4%	0.008%	RRT 4.89 = 0.02%
(120 ml)	pH 6.0	6.0	499 mg/cc 99.8%	0.019%	RRT 4.89 = 0.01%
Malic Acid (500 mg/cc) (Apr. 30, 1998) (0.115 gm/0.23 ml) (1.75 gm/3.5 ml)	pH 9.0	9.0	495 mg/cc 99%	0.008%	RRT 4.92 = 0.02%
	pH 7.5	7.4	488 mg/cc 97.5%	0.009%	RRT 4.92 = 0.01%
(35 gm/70 ml)	pH 6.0	6.0	487 mg/cc 97.0%	0.013%	RRT 4.92 = 0.01%

*Acidulent added slowly at the rate of 2-3 drops/second

ROX 1024

CBM of U.S. Patent No. 7,765,107

76 of 174

US 7,262,219 B2

39

40

TABLE 15

Preparation Method C					
Reverse Order of Addition* (Amount of Acidulent in 1000 ml) Date of Preparation/Date of Assay [Specification]	Target pH [Target \pm 0.5]	Final pH	Sodium Oxybate mg/ml % [95-105%]	Impurities Specified % GBL [\leq 0.5%]	Impurities Unspecified % [\leq 0.1% Total]
HCl (May 1, 1998) (20 drops) (2.4 ml)	pH 9.0	9.0	497 mg/cc 99.4%	0.006%	RRT 4.92 = 0.03%
(45 ml)	pH 7.5	7.6	504 mg/cc 101%	0.004%	RRT 4.92 = 0.04%
H ₃ PO ₄ (May 4, 1998) (0.08 ml) (1.0 ml)	pH 6.0	6.0	493 mg/cc 98.6%	0.044%	RRT 4.92 = 0.04%
(30 ml)	pH 9.0	8.9	496 mg/cc 99.2%	0.005%	RRT 4.91 = 0.03%
	pH 7.5	7.6	496 mg/cc 99.2%	0.004%	RRT 4.91 = 0.04%
	pH 6.0	6.1	489 mg/cc 97.8%	0.023%	RRT 4.91 = 0.04%
Malic Acid (May 5, 1998) (0.12 gm) (1.6 gm)	pH 9.0	9.0	495 mg/cc 99%	0.006%	RRT 4.93 = 0.02%
(35 gm)	pH 7.5	7.6	497 mg/cc 99.4%	0.004%	RRT 4.93 = 0.04%
	pH 6.0	6.2	495 mg/cc 99%	0.044%	RRT 4.93 = 0.04%

*Acidulent added to water first, GHB added second.

Review of the data indicated that the optimum method for preparation of sodium oxybate with minimal impurity levels is Method B: Controlled mixing with diluted acidulent. Method 2b resulted in formulations with lowest levels of GBL.

2. Conclusions

Additional evaluations were carried out on selected formulations: 1) sodium oxybate with HCl as acidulent, at pH 7.5, and 2) sodium oxybate with malic acid as acidulent, pH 6.0, 7.5, and 9.0.

III. Study Design-Part II

Microbial Challenge and Stability Tested to determine the most preferred embodiments, the number of formulations was limited to three based on the data prepared from the above experiments.

A. Kinetic Stability Study with Selected Formulations

Samples of formulations are stored in tightly closed containers. Storage Conditions were 25° C., 40° C., and 60° C. Time points in brackets were tested at the inventor's discretion. The samples were tested according to the following schedule: at 25° C. storage temperature, the assay points will be 0, 14, 28, 45, 60 days and 120 days; at 40° C. storage temperature, the assay points will be 0, 7, 14, 28, 45, 60 days; at 60° C. storage temperature, the assay points will be at 0, 3, 7, 14, 28, 45 days, and, 60 days.

The testing requirements included pH, HPLC for sodium oxybate (duplicate injections of single sample preparation), and impurities, specified and unspecified.

B. Preservative Effectiveness Testing of Selected Formulations

Microbial challenge testing of formulations was performed according to USP XXIII, <51>, Eighth Supplement. Solutions are determined to "Pass or Fail" based upon the USP criteria for preservative effectiveness which states: For Bacteria, "Not less than 1 log reduction from the initial microbial count at 14 days and no increase from the 14 days

count at 28 days;" and for yeast and molds, "No increase from the initial calculated count at 14 and 28 days." Solutions which met these criteria were designated as "Pass" and those that did not meet these criteria were designated as "Fail".

C. Summary Stability Results:

1. Formulations Prepared with Malic Acid as Acidulents:

a. Malic Acid, pH 6.0 formulation (250), GBL and impurity A levels were very low on Day 0, however, by Day 45 GBL levels had reached 2.8%. Impurity A increased from 0.01 to 1.0%, and pH increased from 6.0 to 6.3 by day 45. This formulation stored at 40° C. and 60° C. showed GBL levels up to 5.4%, impurity A levels increased to 2.3%, and pH increased to 6.3 by Day 14.

b. Malic Acid, pH 7.5 formulation (25° C.), GBL levels were 0.009% on Day 0, and increased to 0.17% by day 45. Impurity A increased from 0.01% to 0.1% and pH increased from 7.5 to 7.9. Malic acid, pH 7.5 GBL levels are reached (40° C.) and 60° C. a maximum of 0.22%. Impurity A levels reached 0.1% and pH increased to 8.0. Under accelerated conditions, all parameters reached an apparent maximum by Day 7 and did not increase significantly thereafter.

c. Malic Acid, pH 9.0 formulation (25° C.) GBL levels measure 0.008% on Day 0, and increased slightly to 0.013% on Day 45. Impurity A did not increase nor did pH increase. Under accelerated conditions, GBL increased from 0.008% to a maximum of 0.018% by Day 14. Impurity A increased slightly from 0.10 to 0.014% by Day 14.

2. Formulations Prepared with HCl as Acidulents

HCl, pH 6.0 formulation (25°) GBL levels measured 2.8% by Day 30, and impurity A 0.004%, and pH 6.0. Accelerated storage conditions (40° C.) GBL levels were measured at 6.6%, and impurity A measured 3.1% by Day 30.

HCl, pH 7.5 formulation (25°) GBL levels measured 0.041% on Day 0, Impurity A measured 0.02%, and by Day 18 GBL measured to 0.12% and impurity A to 0.07%. Under

ROX 1024

CBM of U.S. Patent No. 7,765,107

77 of 174

US 7,262,219 B2

41

accelerated conditions (40° C. and 60° C.), GBL increased to a maximum of 0.21%, impurity A increased from 0.02% to 0.1%, and pH increased from 7.5 to 8.0. As with Malic Acid at pH 7.5, the measured parameters reached maximum by Day 7 and did not increase significantly thereafter.

HCl, pH 9.0 formulation (25° C.) GBL levels reached 0.022% by Day 18. Impurity A stayed constant at 0.01% for 18 days. Under accelerated conditions (40° C.) GBL levels were equivalent to 25° C. storage (0.21%). Impurity A showed no increase over 25° C. conditions.

3. Conclusions.

Formulations selected for microbial challenge testing were the following: HCl, pH 7.5, and malic acid, pH 7.5. The rationale for this decision was twofold. First, the formulations were selected based on minimal formation of GBL and impurity A. Second, the formulations were selected to maintain a pH in the neutral range.

EXAMPLE 5

Further Evaluation of Sodium Oxybate Formulations

Purpose: To prepare, test and evaluate multiple formulations of Sodium Oxybate and two formulations using alternative salts of gamma-hydroxybutyrate.

Scope: Various formulations of Sodium Oxybate in water were prepared with addition of selected acidulents at multiple pH levels. Solutions were prepared and tested at Neo-Pharm Laboratories, Blainville, Quebec. All formulations successfully prepared were placed on limited stability. Earlier studies have demonstrated that degradation products are formed in acidic conditions and that antimicrobial effectiveness is limited at high pH. Conditions of varying pH and concentrations of sodium oxybate previously not evaluated were prepared and tested.

Procedures: Solutions were prepared as summarized and microbial challenge testing carried out as follows:

I. Evaluation of Sodium Oxybate Formulations

Purpose: To prepare, test and evaluate multiple formulations of Sodium Oxybate and two formulations using alternative salts of gamma-hydroxybutyrate.

Scope: Various formulations of Sodium Oxybate in water were prepared with addition of selected acidulents at multiple pH levels. Selected formulations were studied for limited stability. Earlier studies demonstrated that degradation products are formed in acidic conditions and that antimicrobial effectiveness is limited at high pH. Conditions of varying pH and concentrations of sodium oxybate previously not evaluated were prepared and tested.

Responsibility: It was the responsibility of Neo-Pharm Laboratories to prepare selected formulations and perform testing per this protocol. Orphan Medical, New Medicine Development and Quality Assurance were responsible for reviewing raw data at the defined decision point, defining which formulations will be included in stability testing. Orphan Medical was also responsible for reviewing final results (raw data) and the final report.

Procedure: The following formulations were prepared by scientists at Neo-Pharm following the steps listed below and dispensed into containers (amber PET 240 ml bottle, OMI

42

CS-460) and closures (Clic-Loc III, 24-400, OMI CS-470) to a volume of 200 ml each bottle. The bottles were tested by 28-day microbial challenge and by limited stability testing at 25° C. including, appearance, pH, potency, and impurity profile on day 1 (day of preparation) and day 28.

A. Formulations Prepared and Evaluated Using Sodium Oxybate:

TABLE 16

Formulations Prepared and Evaluated Using Sodium Oxybate			
Formulation ID No.	Sodium Oxybate Concentration	Acidulent	Final pH
1	500 mg/cc	Malic Acid	7.5
2	250 mg/cc	Malic Acid	7.5
3	350 mg/cc	Malic Acid	7.5
4	450 mg/cc	Malic Acid	7.5
5	550 mg/cc	Malic Acid	7.5
6	650 mg/cc	Malic Acid	7.5
7	500 mg/cc	Citric Acid	7.5
8	500 mg/cc	Malic Acid	5.0

1. Preparation: Method for preparation of various formulations: As previously determined in PR98068, the method of choice for preparation of liquid formulations of sodium oxybate was the following:

a. For a one liter quantity of product, add the sodium oxybate in 500 ml of purified and stir until dissolved. Prepare a 10% solution of the acid (Malic or Citric) and add slowly to the solution of sodium oxybate. The solution should be monitored for pH and temperature and both variables recorded at reasonable intervals (every 10 or 15 minutes). When the target pH is attained, the solution will be Q. S. to 1 liter, and pH rechecked and recorded.

b. The final solutions will be filtered through 10 µm filters and 200 mL dispensed into 5 amber PET bottles with closures (provided by Orphan Medical, Inc.). Two bottles will be used for microbial challenge studies and the remaining three bottles will be placed on limited stability.

2. Testing: Formulations were tested by two methods of evaluation:

a. Limited stability evaluation:

(1) Storage Conditions: 25° C.

(2) Pull Points: Day 0 (day of preparation), and day 28

(3) Testing Requirements:

Test	Method
Appearance	Visual
Potency	HPLC Neopharm 764
Impurities	HPLC Neopharm 793DT
pH	USP <791>

b. Microbial challenge:

(1) Storage Conditions: Microbial challenge studies of above formulations were set up with 5 microorganisms and stored for 28 days at 20-25° C., per USP <51> Eighth Supplement.

(2) Microorganisms: After a sufficient quantity of each formulation is prepared, aliquots were inoculated with 5 microorganisms at a concentration of at least 10⁵ microorganisms/cc:

ROX 1024

CBM of U.S. Patent No. 7,765,107

78 of 174

US 7,262,219 B2

43

- (a) *Escherichia coli*, ATCC 8739
 (b) *Pseudomonas aeruginosa*, ATCC 9027
 (c) *Staphylococcus aureus*, ATCC 6538
 (d) *Aspergillus niger*, ATCC 18404
 (e) *Candida albicans*, ATCC 10231

- (3) Time Points: A determination of the viable cell concentration in each inoculated container was performed after 0, 1, 3, 7, 14, 21 and 28 days.

B. Formulations To Be Prepared From Alternative Salts of Gamma-Hydroxybutyrate: This work may be staged to take place at a later time than the work described above.

TABLE 17

Formulation Detail				
Formulation ID No.	Salt of GHB	Concentration of Salt of GHB	Acidulent	Final pH
9	Calcium salt	500 mg/cc (Or maximum possible*)	Malic Acid (If compatible)	7.5

1. Solubility determination: Little information is available about the solubility of this alternative salt of gamma-hydroxybutyrate and a determination of solubility was done in advance of efforts to prepare formulations for evaluation by stability and microbial challenge. Maxi-

44

imum solubility is evaluated for pH unadjusted solutions and within the pH range desired for this formulation (pH 6.0-8.0). If solubility is limited, the formulation will be changed to accommodate the solubility limitations. The preferred acidulent for this work is Malic acid. If acid is not compatible with the salt, then an alternative acid can be selected.

2. Preparation: Method for preparation of alternative salt formulations:

- a. The previously described method (Part A) is used for preparation of formulations of calcium gamma-hydroxybutyrate at the concentrations and specified pH determined by solubility experiments.
 b. The final solutions were filtered through 10 µm filters and dispensed into 5 amber PET bottles with closures (provided by Orphan Medical, Inc.). Two bottles are used for microbial challenge studies and two bottles are placed on limited stability. The remaining bottles are retained for any additional studies at a future time.

3. Testing: Formulations are tested as described above.

C. Reporting of Results: The results will be reported for the Stability and Microbial Challenge results in standard format as defined by the described Orphan Medical Development. Copies of HPLC chromatograms and any raw data from these studies will be provided with results.

D. Acceptance Criteria: Specific acceptance criteria for this study can be described analogous to those for sodium oxybate.

Results: Summarized as follows in Tables 18, 19 and 20 for various studies.

TABLE 18

Result Summary Results of Protocol 98126 Microbial Challenge Study						
	0	Day 1	Day 7	Day 14	Day 21	Day 28
Lot Number MCH1064-33 GHB, pH 7.50, 500 mg/cc Malic Acid						
<i>E. coli</i>	490,000	5,500	<100	<10	<10	<10
<i>P. aeruginosa</i>	141,000	21,600	<100	<10	<10	<10
<i>S. aureus</i>	1,035,000	405,000	79,500	8,300	1,645	375
<i>C. albicans</i>	835,000	147,000	<100	<10	<10	<10
<i>A. niger</i>	370,000	285,000	120,500	246,500	148,500	183,000
Lot Number MCH1064-35 GHB, pH 7.50, 250 mg/cc Malic Acid						
<i>E. coli</i>	705,000	229,500	<100	<10	<10	<10
<i>P. aeruginosa</i>	224,500	5,200	<100	<10	<10	<10
<i>S. aureus</i>	1,135,000	390,000	262,500	31,500	4,250	155
<i>C. albicans</i>	705,000	435,000	52,000	850	<10	<10
<i>A. niger</i>	510,000	515,000	155,500	176,000	147,500	184,000
Lot Number MCH1064-37 GHB, pH 7.50, 350 mg/cc Malic Acid						
<i>E. coli</i>	365,000	310,000	13,400	<10	<10	<10
<i>P. aeruginosa</i>	205,000	15,600	50	<10	<10	<10
<i>S. aureus</i>	1,170,500	605,000	67,500	<60	60	<10
<i>C. albicans</i>	870,000	355,000	8,300	<10	<10	<10
<i>A. niger</i>	540,000	525,000	172,000	155,500	155,500	163,500
Lot Number MCH1064-43 GHB, pH 7.50, 550 mg/cc Malic Acid						
<i>E. coli</i>	425,000	63,500	700	<10	<10	<10
<i>P. aeruginosa</i>	171,500	211,550	250	<10	<10	<10

ROX 1024

CBM of U.S. Patent No. 7,765,107

79 of 174

US 7,262,219 B2

45

46

TABLE 18-continued

Result Summary						
Results of Protocol 98126 Microbial Challenge Study						
	0	Day 1	Day 7	Day 14	Day 21	Day 28
<i>S. aureus</i>	1,020,000	520,000	41,500	1,050	180	10
<i>C. albicans</i>	880,000	157,500	800	<10	<10	<10
<i>A. niger</i>	545,000	505,000	131,000	156,500	205,000	187,500
Lot Number MCH1064-45						
GHB, pH 7.50, 550						
mg/cc Malic Acid						
<i>E. coli</i>	660,000	58,500	450	<10	<10	<10
<i>P. aeruginosa</i>	896,000	14,450	900	<10	<10	<10
<i>S. aureus</i>	860,000	132,000	19,750	935	110	45
<i>C. albicans</i>	1,125,000	166,000	<100	<10	<10	<10
<i>A. niger</i>	530,000	530,000	105,500	153,000	157,500	177,000
Lot Number MCH1046-47						
GHB, pH 7.50, 650						
mg/cc Malic Acid						
<i>E. coli</i>	630,000	119,000	1,350	<10	<10	<10
<i>P. aeruginosa</i>	183,500	5,900	50	<10	<10	<10
<i>S. aureus</i>	890,000	650,000	76,000	14,550	510	1,150
<i>C. albicans</i>	675,000	145,500	<100	<10	<10	<10
<i>A. niger</i>	535,000	385,000	103,000	162,000	187,000	173,000
Lot Number MCH1064-85						
Ca-Oxybate, pH						
7.50, 500 mg/cc						
Malic Acid						
<i>E. coli</i>	425,000	121,000	1,650	<10	<10	<10
<i>P. aeruginosa</i>	420,000	22,000	300	<10	<10	<10
<i>S. aureus</i>	265,000	2,000	<100	<10	<10	<10
<i>C. albicans</i>	565,000	440,000	29,500	<1000	<10	<10
<i>A. niger</i>	1,310,000	965,000	370,000	640,000	690,000	675,000
Lot Number MCH1064-49						
GHB, pH 7.50, 500						
mg/cc Citric Acid						
<i>E. coli</i>	615,000	6,500	<100	<10	<10	<10
<i>P. aeruginosa</i>	69,500	14,600	<100	<10	<10	<10
<i>S. aureus</i>	650,000	305,000	1,700	<10	<10	<10
<i>C. albicans</i>	720,000	107,000	<100	<10	<10	<10
<i>A. niger</i>	375,000	380,000	99,500	178,500	212,500	165,500

TABLE 19

Result Summary								
Data from Dec. 30, 1997								
(n = 3)	0	Day 1	Day 3	Day 7	Day 14	Day 21	Day 28	Results
Inoculu								
GHB (pH 7.5)								
750 mg/cc								
<i>E. coli</i>	470,000	160,000	64,500	4,300	420	<10	<10	<10
<i>P. aeruginosa</i>	437,500	152,000	3,500	10	<10	<10	<10	<10
<i>S. aureus</i>	447,500	330,000	24,500	42,000	8,050	1,935	15	10
<i>C. albicans</i>	375,000	234,500	28,000	1,950	<10	<10	10	<10
<i>A. niger</i>	475,500	395,000	395,000	229,000	101,500	161,500	101,000	202,000
750 mg/cc +								
0.2% MP/PP,								
pH 7.50								
<i>E. coli</i>	470,000	127,000	<1,000	<10	<10	<10	<10	<10
<i>P. aeruginosa</i>	437,500	61,000	<1,000	<10	<10	<10	<10	<10
<i>S. aureus</i>	447,500	350,000	3,000	4,050	<10	<10	<10	<10
<i>C. albicans</i>	375,000	103,500	<1,000	<10	<10	<10	<10	<10
<i>A. niger</i>	457,500	315,000	415,000	35,500	79,500	38,500	87,500	6,400
750 mg/cc +								
0.1% MP/PP,								

ROX 1024

CBM of U.S. Patent No. 7,765,107

80 of 174

US 7,262,219 B2

47

48

TABLE 19-continued

Result Summary Data from Dec. 30, 1997									
(n = 3) Inoculu	0	Day 1	Day 3	Day 7	Day 14	Day 21	Day 28	Results	
<u>pH 7.5</u>									
<i>E. coli</i>	470,000	157,000	7,000	<10	<10	<10	<10	<10	
<i>P. aeruginos</i>	437,500	90,000	<1,000	<10	<10	<10	<10	<10	
<i>S. aureus</i>	447,500	239,000	5,500	16,950	600	<10	<10	<10	
<i>C. albicans</i>	375,000	169,000	<1,000	<100	<10	<10	<10	<10	
<i>A. niger</i>	457,500	335,000	425,000	34,500	168,500	90,500	95,500	99,000	
<u>750 mg/cc + 0.2% Potassium sorbate, pH 7.5</u>									
<i>E. coli</i>	470,000	180,000	735,000	6,200	475	<10	<10	<10	
<i>P. aeruginos</i>	437,500	152,000	1,000	<10	<10	<10	<10	<10	
<i>S. aureus</i>	447,500	264,000	27,500	49,800	14,550	2,370	<10	<10	
<i>C. albicans</i>	375,000	300,000	41,500	3,800	<10	<10	<10	<100	
<i>A. niger</i>	457,500	325,000	360,000	25,000	202,000	500,000	345,000	425,000	
<u>GHB (pH 6.0) 500 mg/cc</u>									
<i>E. coli</i>	470,000	221,000	40,000	100	<10	<10	<10	<10	
<i>P. aeruginosa</i>	437,500	172,000	3,000	<10	<10	<10	<10	<10	
<i>S. aureus</i>	447,500	320,000	<1,000	30	<10	<10	<10	<10	
<i>C. albicans</i>	375,000	310,000	14,000	100	<10	<10	<10	<10	
<i>A. niger</i>	475,500	270,000	355,000	84,000	120,000	48,500	41,000	8,600	
PASS									
<u>500 mg/cc + 0.2% MP/PP, pH 6.0</u>									
<i>E. coli</i>	470,000	163,000	<1,000	<10	<10	<10	<10	<10	
<i>P. aeruginosa</i>	437,500	60,000	<1,000	<10	<10	<10	<10	<10	
<i>S. aureus</i>	447,500	243,000	<1,000	<10	<10	<10	<10	<10	
<i>C. albicans</i>	375,000	150,500	<1,000	<100	<10	<10	<10	<10	
<i>A. niger</i>	475,500	400,000	38,000	<10	<10	<10	<10	<10	
PASS									
<u>500 mg/cc + 0.1% MP/PP, pH 6.0</u>									
<i>E. coli</i>	470,000	206,000	<1,000	<10	<10	<10	<10	<10	
<i>P. aeruginosa</i>	437,500	118,000	<1,000	<10	<10	<10	<10	<10	
<i>S. aureus</i>	447,500	330,000	<1,000	<10	<10	<10	<10	<10	
<i>C. albicans</i>	375,000	221,000	<1,000	<100	<10	<10	<10	<10	
<i>A. niger</i>	475,500	355,000	93,500	59,000	8,700	315	35	<10	
PASS									
<u>500 mg/cc + 0.2% Potassium sorbate, pH 6.0</u>									
<i>E. coli</i>	470,000	222,000	46,500	150	<10	<10	<10	<10	
<i>P. aeruginosa</i>	437,500	136,000	<1,000	<10	<10	<10	<10	<10	
<i>S. aureus</i>	447,500	410,000	<1,000	130	<10	<10	<10	<10	
<i>C. albicans</i>	375,000	395,000	28,500	<100	<10	<10	<10	<10	
<i>A. niger</i>	475,500	405,000	270,000	63,000	51,000	49,500	39,000	11,150	
PASS									

TABLE 20

Result Summary Data from Study Dated Dec. 30, 1997								
Inoculum	0	Day 1	Day 3	Day 7	Day 14	Day 21	Day 28	
<u>GHB (pH 6.0) 500 mg/cc</u>								
<i>E. coli</i>	470,000	221,000	40,000	100	<10	<10	<10	<10
<i>P. aeruginosa</i>	437,500	172,000	3,000	<10	<10	<10	<10	<10
<i>S. aureus</i>	447,500	320,000	<1,000	30	<10	<10	<10	<10

ROX 1024

CBM of U.S. Patent No. 7,765,107

81 of 174

US 7,262,219 B2

49

50

TABLE 20-continued

Result Summary								
	Inoculum	0	Day 1	Day 3	Day 7	Day 14	Day 21	Day 28
<i>C. albicans</i>	375,000	310,000	14,000	100	<10	<10	<10	<10
<i>A. niger</i>	475,500	270,000	355,000	84,000	120,000	48,500	41,000	8,600
Data From Study Begun Mar. 12, 1998								
GHB (pH 6.0)								
500 mg/cc								
<i>E. coli</i>	500,000	370,000	nd	nd	<100	<10	<10	<10
<i>P. aeruginosa</i>	350,000	198,500	nd	nd	<100	<10	<10	<10
<i>S. aureus</i>	280,000	480,000	nd	nd	<100	<10	<10	<10
<i>C. albicans</i>	450,000	340,000	nd	nd	<100	<10	<10	<10
<i>A. niger</i>	450,000	445,000	nd	nd	9,050	20,500	9,450	1,120
GHB (pH 6.0)								
500 mg/cc								
<i>E. coli</i>	500,000	199,000	nd	nd	<100	<10	<10	<10
<i>P. aeruginosa</i>	350,000	192,500	nd	nd	<100	<10	<10	<10
<i>S. aureus</i>	280,000	300,000	nd	nd	<100	<10	<10	<10
<i>C. albicans</i>	450,000	370,000	nd	nd	<100	<10	<10	<10
<i>A. niger</i>	450,000	445,000	nd	nd	10,100	22,750	3,800	4,050
GHB (pH 9.0)								
500 mg/cc								
<i>E. coli</i>	500,000	320,000	nd	nd	<100	<10	<10	<10
<i>P. aeruginosa</i>	350,000	12,000	nd	nd	<100	<10	<10	<10
<i>S. aureus</i>	280,000	530,000	nd	nd	<100	<10	<10	<10
<i>C. albicans</i>	450,000	510,000	nd	nd	<100	<10	<10	<10
<i>A. niger</i>	450,000	345,000	nd	nd	13,800	158,500	315,000	110,500
GHB (pH 9.0)								
500 mg/cc								
<i>E. coli</i>	500,000	305,000	nd	nd	<100	<10	<10	<10
<i>P. aeruginosa</i>	350,000	20,000	nd	nd	<100	<10	<10	<10
<i>S. aureus</i>	280,000	495,000	nd	nd	<100	<10	<10	<10
<i>C. albicans</i>	450,000	380,000	nd	nd	<100	<10	<10	<10
<i>A. niger</i>	450,000	355,000	nd	nd	12,550	157,500	365,000	365,000
GHB (pH 6.0 +								
Excipients)								
500 mg/cc								
<i>E. coli</i>	500,000	96,000	nd	nd	<100	<10	<10	<10
<i>P. aeruginosa</i>	350,000	26,000	nd	nd	<100	<10	<10	<10
<i>S. aureus</i>	280,000	155,000	nd	nd	<100	<10	<10	<10
<i>C. albicans</i>	450,000	205,000	nd	nd	<100	<10	<10	<10
<i>A. niger</i>	450,000	131,500	nd	nd	6,250	1,825	870	370
GHB (pH 6.0 +								
Excipients)								
500 mg/cc								
<i>E. coli</i>	500,000	93,000	nd	nd	<100	<10	<10	<10
<i>P. aeruginosa</i>	350,000	30,500	nd	nd	<100	<10	<10	<10
<i>S. aureus</i>	280,000	185,000	nd	nd	<100	<10	<10	<10
<i>C. albicans</i>	450,000	135,000	nd	nd	<100	<10	<10	<10
<i>A. niger</i>	450,000	121,500	nd	nd	5,400	1,785	795	505

ROX 1024

CBM of U.S. Patent No. 7,765,107

82 of 174

US 7,262,219 B2

51

52

TABLE 21

Result Summary								
GHB (pH 7.50)	Initial	Jul. 2, 1998 Start Date						
500 mg/cc	Conc	0	Day 1	Day 3	Day 7	Day 14	Day 21	Day 28
	HCl							
<i>E. coli</i>	97000	82000	19200	nd	1000	<10	<10	<10
<i>P. aeruginosa</i>	48500	29500	520	nd	<10	<10	<10	<10
<i>S. aureus</i>	54500	58000	42350	nd	4950	245	<10	<10
<i>C. albicans</i>	58500	38500	1060	nd	<100	<10	<10	<10
<i>A. niger</i>	77500	48000	21450	nd	46000	46000	38000	54000
	Malic Acid							
<i>E. coli</i>	97000	83000	44450	nd	3050	70	<10	<10
<i>P. aeruginosa</i>	48500	15650	545	nd	<10	<10	<10	<10
<i>S. aureus</i>	54500	59500	48400	nd	17400	6500	820	505
<i>C. albicans</i>	58500	44000	6200	nd	500	<10	<10	<10
<i>A. niger</i>	77500	35500	24100	nd	28000	49000	44500	44000
GHB (pH 7.50)	Initial	Jul. 2, 1998 Start Date						
500 mg/cc	Co	0	Day 1	Day 3	Day 7	Day 14	Day 21	Day 28
	HCl							
<i>E. coli</i>	9.70E+04	8.20E+04	1.92E+04	nd	1.00E+03	<10	<10	<10
<i>P. aeruginosa</i>	4.85E+04	2.95E+04	5.20E+02	nd	<10	<10	<10	<10
<i>S. aureus</i>	5.45E+04	5.80E+04	4.24E+04	nd	4.95E+03	2.45E+02	<10	<10
<i>C. albicans</i>	5.85E+04	3.85E+04	1.06E+03	nd	<100	<10	<10	<10
<i>A. niger</i>	7.75E+04	4.80E+04	2.15E+04	nd	4.60E+04	4.60E+04	3.80E+04	5.40E+04
	Malic Acid							
<i>E. coli</i>	9.70E+04	8.30E+04	4.45E+04	nd	3.05E+03	7.00E+01	<10	<10
<i>P. aeruginosa</i>	4.85E+04	1.57E+04	5.45E+02	nd	<10	<10	<10	<10
<i>S. aureus</i>	5.45E+04	5.95E+04	4.84E+04	nd	1.74E+04	6.50E+03	8.20E+02	5.05E+02
<i>C. albicans</i>	5.85E+04	4.40E+04	6.20E+03	nd	5.00E+02	<10	<10	<10
<i>A. niger</i>	7.75E+04	3.55E+04	2.41E+04	nd	2.80E+04	4.90E+04	4.45E+04	4.40E+04

For Category 1C Products:

Bacteria: Not less than 1 log reduction from the initial count at 14 days, and no increase from the 14 days count at 28 days.

Yeast and Molds: No increase from the initial calculated count at 14 and 28 days.

40

TABLE 22

pH Variable Result Summary				
	Inoculum	0	Day 14	Day 28
GHB, pH 7.5 750 mg/cc Dec. 30, 1997				
<i>E. coli</i>	470,000	160,000	<10	<10
<i>P. aeruginosa</i>	437,500	152,000	<10	<10
<i>S. aureus</i>	447,500	330,000	1,935	10
<i>C. albicans</i>	375,000	234,500	<10	<10
<i>A. niger</i>	475,500	395,000	161,500	202,000
GHB, pH 7.5 750 mg/cc + 0.2% MP/PP Dec. 30, 1997				
<i>E. coli</i>	470,000	127,000	<10	<10
<i>P. aeruginosa</i>	437,500	61,000	<10	<10
<i>S. aureus</i>	447,500	350,000	<10	<10
<i>C. albicans</i>	375,000	103,500	<10	<10
<i>A. niger</i>	457,500	315,000	38,500	6,400
GHB, pH 7.5 750 mg/cc + 0.1% MP/PP				
<i>E. coli</i>	470,000	157,000	<10	<10
<i>P. aeruginosa</i>	437,500	90,000	<10	<10
<i>S. aureus</i>	447,500	239,000	<10	<10

TABLE 22-continued

pH Variable Result Summary				
	Inoculum	0	Day 14	Day 28
<i>C. albicans</i>	375,000	169,000	<10	<10
<i>A. niger</i>	457,500	335,000	90,500	99,000
GHB, pH 7.5	xxxxx			
750 mg/cc + 0.2%	x			
Potassium sorbate				
<i>E. coli</i>				
<i>P. aeruginosa</i>				
<i>S. aureus</i>				
<i>C. albicans</i>				
<i>A. niger</i>				
GHB, pH 6.0				
500 mg/cc + 0.2% Potassium sorbate Dec. 30, 1997				
<i>E. coli</i>	470,000	222,000	<10	<10
<i>P. aeruginosa</i>	437,500	136,000	<10	<10
<i>S. aureus</i>	447,500	410,000	<10	<10

ROX 1024

CBM of U.S. Patent No. 7,765,107

83 of 174

US 7,262,219 B2

53

TABLE 22-continued

pH Variable Result Summary				
	Inoculum	0	Day 14	Day 28
<i>C. albicans</i>	375,000	395,000	<10	<10
<i>A. niger</i>	475,500	405,000	49,500	11,150
GHB, pH 6.0 500 mg/cc + Excipients Mar. 12, 1998				
<i>E. coli</i>	500,000	93,000	<10	<10
<i>P. aeruginosa</i>	350,000	30,500	<10	<10
<i>S. aureus</i>	280,000	185,000	<10	<10
<i>C. albicans</i>	450,000	135,000	<10	<10
<i>A. niger</i>	450,000	121,500	1,785	505
GHB, pH 9.0 500 mg/cc Mar. 12, 1998				
<i>E. coli</i>	500,000	320,000	<10	<10
<i>P. aeruginosa</i>	350,000	12,000	<10	<10
<i>S. aureus</i>	280,000	530,000	<10	<10
<i>C. albicans</i>	450,000	510,000	<10	<10
<i>A. niger</i>	450,000	345,000	158,500	110,500
GHB, pH 9.0 500 mg/cc Mar. 12, 1998				
<i>E. coli</i>	500,000	305,000	<10	<10
<i>P. aeruginosa</i>	350,000	20,000	<10	<10
<i>S. aureus</i>	280,000	495,000	<10	<10
<i>C. albicans</i>	450,000	380,000	<10	<10
<i>A. niger</i>	450,000	355,000	157,500	365,000
GHB, pH 6.0 500 mg/cc Dec. 30, 1997				
<i>E. coli</i>	470,000	221,000	<10	<10
<i>P. aeruginosa</i>	437,500	172,000	<10	<10
<i>S. aureus</i>	447,500	320,000	<10	<10
<i>C. albicans</i>	375,000	310,000	<10	<10
<i>A. niger</i>	475,500	270,000	48,500	8,600
GHB, pH 6.0 500 mg/cc + 0.2% MP/PP Dec. 30, 1997				
<i>E. coli</i>	470,000	163,000	<10	<10
<i>P. aeruginosa</i>	437,500	60,000	<10	<10
<i>S. aureus</i>	447,500	243,000	<10	<10
<i>C. albicans</i>	375,000	150,500	<10	<10
<i>A. niger</i>	475,500	400,000	<10	<10
GHB, pH 6.0 500 mg/cc + 0.1% MP/PP Dec. 30, 1997				
<i>E. coli</i>	470,000	206,000	<10	<10
<i>P. aeruginosa</i>	437,500	118,000	<10	<10
<i>S. aureus</i>	447,500	330,000	<10	<10

54

TABLE 22-continued

pH Variable Result Summary				
	Inoculum	0	Day 14	Day 28
<i>C. albicans</i>	375,000	221,000	<10	<10
<i>A. niger</i>	475,500	355,000	315	<10
GHB, pH 6.0 500 mg/cc Mar. 12, 1998				
<i>E. coli</i>	500,000	199,000	<10	<10
<i>P. aeruginosa</i>	350,000	192,500	<10	<10
<i>S. aureus</i>	280,000	300,000	<10	<10
<i>C. albicans</i>	450,000	370,000	<10	<10
<i>A. niger</i>	450,000	445,000	22,750	4,050
GHB, pH 6.0 500 mg/cc + Excipients Mar. 12, 1998				
<i>E. coli</i>	500,000	96,000	<10	<10
<i>P. aeruginosa</i>	350,000	26,000	<10	<10
<i>S. aureus</i>	280,000	155,000	<10	<10
<i>C. albicans</i>	450,000	205,000	<10	<10
<i>A. niger</i>	450,000	131,500	1,825	370
GHB, pH 7.50 500 mg/cc, HCl Jul. 2, 1998				
<i>E. coli</i>	97000	82000	<10	<10
<i>P. aeruginosa</i>	48500	29500	<10	<10
<i>S. aureus</i>	54500	58000	245	<10
<i>C. albicans</i>	58500	38500	<10	<10
<i>A. niger</i>	77500	48000	46000	54,000
GHB, pH 7.5 500 mg/cc, Malic Acid Jul. 2, 1998				
<i>E. coli</i>	97000	83000	70	<10
<i>P. aeruginosa</i>	48500	15650	<10	<10
<i>S. aureus</i>	54500	59500	6500	505
<i>C. albicans</i>	58500	44000	<10	<10
<i>A. niger</i>	77500	35500	49000	44,000

Short term stability testing was carried out as described in Appendix A and results are summarized in—Results of Limited Stability Testing—Xyrem oral solution—are shown as follows:

ROX 1024

CBM of U.S. Patent No. 7,765,107

84 of 174

US 7,262,219 B2

55

56

TABLE 23-A

ORPHAN MEDICAL INC. 13911, Ridgedale Drive Minnetonka, (MN) 55305 USA		DATE: 26 Jan. 1999 NO.: 333198	
<u>CERTIFICATE OF ANALYSIS</u>			
OXYBATE SODIUM, LIQUID FORM. (28 DAYS CHALLENGE TEST) PROTOCOL 98126 ORPHAN MEDICAL		LOT: MCH1064-3 CODE: REQUISITION: 1741	
TEST	SPECIFICATION	RESULT	PROCEDURE
Description	Clear to slightly opalescent solution.	Conforms	ORGANOLEPTIC
Potency	Report	512 mg/ml (102%)	NPLC-793
Impurities total	≤2.0%	0.068%	NPLC-793D
Impurities specified	Gamma-Butyrolactone (RRT = 1.6): ≤0.5%	RRT 1.45: 0.021 %	NPLC-793D
GBL-RRT 1.6	Impurity A (RRT 4.3): ≤0.5%	RRT 4.17: 0.02%	
Impurities unspecified	Ind. imp. ≤0.1%	RRT 1.28: 0.02% RRT 3.79: 0.007%	NPLC-793D
PH	Report	7.6	USP <791>
Challenge Test	Conforms to USP (0, 1, 7, 14, 21, 28 days)	Conforms	USP 23 <51> S.8
COMMENTS:			
Initial test			
Formulation 1: 500 mg/cc; Malic acid; pH 7.5			
THIS CERTIFICATE CORRECTS AND REPLACES CERTIFICATE 328841			

TABLE 23-B

ORPHAN MEDICAL INC. 13911, Ridgedale Drive Minnetonka, (MN) 55305 USA		DATE: 21 Jan. 1999 NO.: 331347	
<u>CERTIFICATE OF ANALYSIS</u>			
OXYBATE SODIUM, LIQUID FORMULATION PROTOCOL 98126 ORPHAN MEDICAL		LOT: MCH1064-3 CODE: REQUISITION: 1741	
TEST	SPECIFICATION	RESULT	PROCEDURE
Description	Clear to slightly opalescent solution.	Conforms	ORGANOLEPTIC
Potency	Report	510 mg/ml (102%)	NPLC-793-D
Impurities total	≤2.0%	0.36%	NPLC-793D
Impurities specified	Gamma-Butyrolactone (RRT = 1.6): ≤0.5% Impurity A (RRT 4.3): ≤0.5%	RRT 1.46: 0.23% RRT 4.31: 0.1%	NPLC-793D
Impurities unspecified	Ind. imp. ≤0.1%	*A	NPLC-793D
PH	Report	7.9	USP <791>
COMMENTS: 28 days (25° C., 60% RH) Formulation 1: 500 mg/cc; Malic acid; pH 7.5 *A: RRT 1.30: 0.02% RRT 3.93: 0.008%			

US 7,262,219 B2

57

58

TABLE 23-C

ORPHAN MEDICAL INC. 13911, Ridgedale Drive Minnetonka, (MN) 55305 USA		DATE: 26 Jan. 1999 NO.: 333197	
<u>CERTIFICATE OF ANALYSIS</u>			
OXYBATE SODIUM, LIQUID FORM. (28 DAYS CHALLENGE TEST) PROTOCOL 98126 ORPHAN MEDICAL		LOT: MCH1064-3 CODE: REQUISITION: 1741	
TEST	SPECIFICATION	RESULT	PROCEDURE
Description	Clear to slightly opalescent solution.	Conforms	ORGANOLEPTIC
Potency	Report	258 mg/ml (103%)	NPLC-793-D
Impurities total	≤2.0%	0.045%	NPLC-793D
Impurities specified	Gamma-Butyrolactone	RRT 1.45: 0.016%	NPLC-793D
GBL-RRT 1.6	(RRT = 1.6): ≤0.5%	RRT 4.17: 0.02%	
	Impurity A (RRT 4.3): ≤0.5%		
Impurities unspecified	Ind. imp. ≤0.1%	RRT 3.79: 0.009%	NPLC-793D
PH	Report	7.6	USP <791>
Challenge test	Conforms to USP (0, 1, 7, 14, 21, 28 days)	Conforms	USP 23 <S1> S.8
COMMENTS:			
Initial test			
Formulation 2: 250 mg/cc; Malic acid; pH 7.5			
THIS CERTIFICATE CORRECTS AND REPLACES CERTIFICATE 328845			

TABLE 23-D

ORPHAN MEDICAL INC. 13911, Ridgedale Drive Minnetonka, (MN) 55305 USA		DATE: 21 Jan. 1999 NO.: 331346	
<u>CERTIFICATE OF ANALYSIS</u>			
OXYBATE SODIUM, LIQUID FORMULATION PROTOCOL 98126 ORPHAN MEDICAL		LOT: MCH1064-3 CODE: REQUISITION: 1741	
TEST	SPECIFICATION	RESULT	PROCEDURE
Description	Clear to slightly opalescent solution.	Conforms	ORGANOLEPTIC
Potency	Report	256 mg/ml (102%)	NPLC-793-D
Impurities total	≤2.0%	0.18%	NPLC-793D
Impurities specified	Gamma-Butyrolactone (RRT = 1.6): ≤0.5% Impurity A (RRT 4.3): ≤0.5%	RRT 1.46: 0.13% RRT 4.31: 0.03%	NPLC-793D
Impurities unspecified	Ind. imp. ≤0.1%	*A	NPLC-793D
PH	Report	7.9	USP <791>
COMMENTS: 28 DAYS (25° C., 60% RH) Formulation 2: 250 mg/cc; Malic acid; pH 7.5 *A: RRT 1.29: 0.007% RRT 3.93: 0.008%			

US 7,262,219 B2

59

60

TABLE 23-E

ORPHAN MEDICAL INC. 13911, Ridgedale Drive Minnetonka, (MN) 55305 USA		DATE: 26 Jan. 1999 NO.: 333196	
<div>CERTIFICATE OF ANALYSIS</div>			
OXYBATE SODIUM, LIQUID FORM. (28 DAYS CHALLENGE TEST) PROTOCOL 98126 ORPHAN MEDICAL		LOT: MCH1064-3 CODE: REQUISITION: 1741	
TEST	SPECIFICATION	RESULT	PROCEDURE
Description	Clear to slightly opalescent solution.	Conforms	ORGANOLEPTIC
Potency	Report	360 mg/ml (103%)	NPLC-793
Impurities total	≤2.0%	0.050%	NPLC-793D
Impurities specified	Gamma-Butyrolactone (RRT = 1.6): ≤0.5%	RRT 1.45: 0.017%	NPLC-793D
GBL-RRT 1.6	Impurity A (RRT 4.3): ≤0.5%	RRT 4.17: 0.02%	
Impurities unspecified	Ind. imp. ≤0.1%	RRT 1.28: 0.006% RRT 3.79: 0.007%	NPLC-793D
PH	Report	7.7	USP <791>
Challenge test	Conforms to USP (0, 1, 7, 14, 21, 28 days)	Conforms	USP 23 <51> S.8

COMMENTS:

Initial test

Formulation 3: 350 mg/cc; Malic acid; pH 7.5

THIS CERTIFICATE CORRECTS AND REPLACES CERTIFICATE 328847

TABLE 23-F

ORPHAN MEDICAL INC. 13911, Ridgedale Drive Minnetonka, (MN) 55305 USA		DATE: 21 Jan. 1999 NO.: 331345	
<u>CERTIFICATE OF ANALYSIS</u>			
OXYBATE SODIUM, LIQUID FORMULATION PROTOCOL 98126 ORPHAN MEDICAL		LOT: MCH1064-3 CODE: REQUISITION: 1741	
TEST	SPECIFICATION	RESULTAT/RESULT	PROCEDURE
Description	Clear to slightly opalescent solution.	Conforms	ORGANOLEPTIC
Potency	Report	363 mg/ml (104%)	NPLC-793-D
Impurities total	≤2.0%	0.21%	NPLC-793D
Impurities specified	Gamma-Butyrolactone (RRT = 1.6): ≤0.5% Impurity A (RRT 4.3): ≤0.5%	RRT 1.46: 0.14% RRT 4.31: 0.05%	NPLC-793D
Impurities unspecified	Ind. imp. ≤0.1%	*A	NPLC-793D
PH	Report	8.0	USP <791>

COMMENTS:

28 DAYS (25° C., 60% RH)

Formulation 3: 350 mg/cc; Malic acid; pH 7.5

*A: RRT 1.29: 0.009%

RRT 3.93: 0.008%

ROX 1024

CBM of U.S. Patent No. 7,765,107

87 of 174

US 7,262,219 B2

61

62

TABLE 23-G

ORPHAN MEDICAL INC. 13911, Ridgedale Drive Minnetonka, (MN) 55305 USA				DATE: 26 Jan. 1999 NO.: 333195
CERTIFICATE OF ANALYSIS				
OXYBATE SODIUM, LIQUID FORM. (28 DAYS CHALLENGE TEST) PROTOCOL 98126 ORPHAN MEDICAL				LOT: MCH1064-4 CODE: 1741 REQUISITION: 1741
TEST	SPECIFICATION	RESULT	PROCEDURE	
Description	Clear to slightly opalescent solution.	Conforms	ORGANOLEPTIC	
Potency	Report	461 mg/ml (102%)	NPLC-793	
Impurities total	≤2.0%	0.065%	NPLC-793D	
Impurities specified	Gamma-Butyrolactone	RRT 1.45: 0.018%	NPLC-793D	
GBL-RRT 1.6	(RRT = 1.6): ≤0.5%	RRT 4.17: 0.02%		
	Impurity A (RRT 4.3): ≤0.5%			
Impurities unspecified	Ind. imp. ≤0.1%	RRT 1.28: 0.02%	NPLC-793D	
		RRT 3.79: 0.007%		
PH	Report	7.5	USP <791>	
Challenge test	Conforms to USP (0, 1, 7, 14, 21, 28 days)	Conforms	USP 23 <51> S.8	

COMMENTS:

Initial test

Formulation 4: 450 mg/cc; Malic acid; pH 7.5

THIS CERTIFICATE CORRECTS AND REPLACES CERTIFICATE 328875

TABLE 23-H

ORPHAN MEDICAL INC. 13911, Ridgedale Drive Minnetonka, (MN) 55305 USA				DATE: 21 Jan. 1999 NO.: 331343
CERTIFICATE OF ANALYSIS				
OXYBATE SODIUM, LIQUID FORMULATION PROTOCOL 98126 ORPHAN MEDICAL				LOT: MCH1064-4 CODE: REQUISITION: 1741
TEST	SPECIFICATION	RESULT	PROCEDURE	
Description	Clear to slightly opalescent solution.	Conforms	ORGANOLEPTIC	
Potency	Report	454 mg/ml (101%)	NPLC-793-D	
Impurities total	≤2.0%	0.40%	NPLC-793D	
Impurities specified	Gamma-Butyrolactone	RRT 1.46: 0.26%	NPLC-793D	
	(RRT = 1.6): ≤0.5%	RRT 4.31: 0.1%		
	Impurity A (RRT 4.3): ≤0.5%			
Impurities unspecified	Ind. imp. ≤0.1%	*A	NPLC-793D	
PH	Report	7.8	USP <791>	

COMMENTS:

28 DAYS (25° C., 60% RH)

Formulation 4: 450 mg/cc; Malic acid; pH 7.5

*A: RRT 1.30: 0.03%

RRT 3.93: 0.008%

ROX 1024

CBM of U.S. Patent No. 7,765,107

88 of 174

US 7,262,219 B2

63

64

TABLE 23-I

ORPHAN MEDICAL INC.			
13911, Ridgedale Drive			
Minnetonka, (MN) 55305		DATE: 26 Jan. 1999	
USA		NO.: 333194	
<u>CERTIFICATE OF ANALYSIS</u>			
OXYBATE SODIUM, LIQUID FORM.			
(28 DAYS CHALLENGE TEST)		LOT: MCH1064-4	
PROTOCOL 98126		CODE:	
ORPHAN MEDICAL		REQUISITION: 1741	
TEST	SPECIFICATION	RESULT	PROCEDURE
Description	Clear to slightly opalescent solution.	Conforms	ORGANOLEPTIC
Potency	Report	563 mg/ml (102%)	NPLC-793
Impurities total	≤2.0%	0.077%	NPLC-793D
Impurities specified	Gamma-Butyrolactone	RRT 1.45: 0.020%	NPLC-793D
GBL-RRT 1.6	(RRT = 1.6): ≤0.5%	RRT 4.17: 0.02%	
	Impurity A (RRT 4.3): ≤0.5%		
Impurities unspecified	Ind. imp. ≤0.1%	RRT 1.29: 0.03%	NPLC-793D
		RRT 3.79: 0.007%	
PH	Report	7.6	USP <791>
Challenge test	Conforms to USP	Conforms	USP 23 <51> S.8
	(0, 1, 7, 14, 21, 28 days)		

COMMENTS:

Initial test

Formulation 5: 550 mg/cc; Malic acid; pH 7.5

THIS CERTIFICATE CORRECTS AND REPLACES CERTIFICATE 328883

TABLE 23-J

ORPHAN MEDICAL INC. 13911, Ridgedale Drive Minnetonka, (MN) 55305 USA		DATE: 21 Jan. 1999 NO.: 331341	
<u>CERTIFICATE OF ANALYSIS</u>			
OXYBATE SODIUM, LIQUID FORMULATION PROTOCOL 98126 ORPHAN MEDICAL		LOT: MCH1064-4 CODE: REQUISITION: 1741	
TEST	SPECIFICATION	RESULT	PROCEDURE
Description	Clear to slightly opalescent solution.	Conforms	ORGANOLEPTIC
Potency	Report	561 mg/ml (102%)	NPLC-793-D
Impurities total	≤2.0%	0.56%	NPLC-793D
Impurities specified	Gamma-Butyrolactone (RRT = 1.6): ≤0.5% Impurity A (RRT 4.3): ≤0.5%	RRT 1.46: 0.31% RRT 4.31: 0.2%	NPLC-793D
Impurities unspecified	Ind. imp. ≤0.1%	*A	NPLC-793D
PH	Report	7.9	USP <791>

COMMENTS:

28 DAYS (25° C., 60% RH)

Formulation 5: 550 mg/cc; Malic acid; pH 7.5

*A: RRT 1.30: 0.04%

RRT 3.93: 0.007%

US 7,262,219 B2

65

66

TABLE 23-K

ORPHAN MEDICAL INC. 13911, Ridgedale Drive Minnetonka, (MN) 55305 USA				DATE: 26 Jan. 1999 NO.: 333193
CERTIFICATE OF ANALYSIS				
OXYBATE SODIUM, LIQUID FORM. (28 DAYS CHALLENGE TEST) PROTOCOL 98126 ORPHAN MEDICAL				LOT: MCH1064-4 CODE: REQUISITION: 1741
TEST	SPECIFICATION	RESULT	PROCEDURE	
Description	Clear to slightly opalescent solution.	Conforms	ORGANOLEPTIC	
Potency	Report	666 mg/ml (102%)	NPLC-793	
Impurities total	≤2.0%	0.10%	NPLC-793D	
Impurities specified	Gamma-Butyrolactone	RRT 1.45: 0.025%	NPLC-793D	
GBL-RRT 1.6	(RRT = 1.6): ≤0.5%	RRT 4.17: 0.02%		
	Impurity A (RRT 4.3): ≤0.5%			
Impurities unspecified	Ind. imp. ≤0.1%	RRT 1.28: 0.05%	NPLC-793D	
		RRT 3.78: 0.007%		
PH	Report	7.6	USP <791>	
Challenge test	Conforms to USP (0, 1, 7, 14, 21, 28 days)	Conforms	USP 23 <51> S.8	

COMMENTS:

Initial test

Formulation 6: 650 mg/cc; Malic acid; pH 7.5

THIS CERTIFICATE CORRECTS AND REPLACES CERTIFICATE 328885

TABLE 23-L

ORPHAN MEDICAL INC. 13911, Ridgedale Drive Minnetonka, (MN) 55305 USA				DATE: 21 Jan. 1999 NO.: 331336
CERTIFICATE OF ANALYSIS				
OXYBATE SODIUM, LIQUID FORMULATION PROTOCOL 98126 ORPHAN MEDICAL				LOT: MCH1064-4 CODE: REQUISITION: 1741
TEST	SPECIFICATION	RESULT	PROCEDURE	
Description	Clear to slightly opalescent solution.	Conforms	ORGANOLEPTIC	
Potency	Report	660 mg/ml (102%)	NPLC-764	
Impurities total	≤2.0%	0.81%	NPLC-793D	
Impurities specified	Gamma-Butyrolactone	RRT 1.46: 0.43%	NPLC-793D	
	(RRT = 1.6): ≤0.5%	RRT 4.31: 0.3%		
	Impurity A (RRT 4.3): ≤0.5%			
Impurities unspecified	Ind. imp. ≤0.1%	*A	NPLC-793D	
PH	Report	7.8	USP <791>	

COMMENTS:

28 DAYS (25° C., 60% RH)

Formulation 6: 650 mg/cc; Malic acid; pH 7.5

*A: RRT 1.30: 0.07%

RRT 3.93: 0.007%

US 7,262,219 B2

67

68

TABLE 23-M

ORPHAN MEDICAL INC. 13911, Ridgedale Drive Minnetonka, (MN) 55305 USA		DATE: 26 Jan. 1999 NO.: 333192	
<u>CERTIFICATE OF ANALYSIS</u>			
OXYBATE SODIUM, LIQUID FORM. (28 DAYS CHALLENGE TEST) PROTOCOL 98126 ORPHAN MEDICAL		LOT: MCH1064-4 CODE: REQUISITION: 1741	
TEST	SPECIFICATION	RESULT	PROCEDURE
Description	Clear to slightly opalescent solution.	Conforms	ORGANOLEPTIC
Potency	Report	518 mg/ml (104%)	NPLC-793
Impurities total	≤2.0%	0.065%	NPLC-793D
Impurities specified	Gamma-Butyrolactone (RRT = 1.6): ≤0.5%	RRT 1.45: 0.018%	NPLC-793D
GBL-RRT 1.6	Impurity A (RRT 4.3): ≤0.5%	RRT 4.17: 0.02%	
Impurities unspecified	Ind. imp. ≤0.1%	RRT 3.79: 0.007%	NPLC-793D
		RRT 5.99: 0.02%	
PH	Report	7.5	USP <791>
Challenge test	Conforms to USP (0, 1, 7, 14, 21, 28 days)	Conforms	USP 23 <S1> S.8
COMMENTS:			
Initial test			
Formulation 7: 500 mg/cc; Citric acid; pH 7.5			
THIS CERTIFICATE CORRECTS AND REPLACES CERTIFICATE 329033			

TABLE 23-N

ORPHAN MEDICAL INC. 13911, Ridgedale Drive Minnetonka, (MN) 55305 USA		DATE: 21 Jan. 1999 NO.: 331335	
<u>CERTIFICATE OF ANALYSIS</u>			
OXYBATE SODIUM, LIQUID FORMULATION PROTOCOL 98126 ORPHAN MEDICAL		LOT: MCH1064-4 CODE: REQUISITION: 1741	
TEST	SPECIFICATION	RESULT	PROCEDURE
Description	Clear to slightly opalescent solution.	Conforms	ORGANOLEPTIC
Potency	Report	515 mg/ml (103%)	NPLC-793-D
Impurities total	≤2.0%	0.38%	NPLC-793D
Impurities specified	Gamma-Butyrolactone (RRT = 1.6): ≤0.5%	RRT 1.46: 0.27%	NPLC-793D
	Impurity A (RRT 4.3): ≤0.5%	RRT 4.31: 0.1%	
Impurities unspecified	Ind. imp. ≤0.1%	RRT 3.93: 0.007%	NPLC-793D
PH	Report	7.9	USP <791>
COMMENTS: 28 DAYS (25° C., 60% RH) Formulation 7: 500 mg/cc; Citric acid; pH 7.5			

TABLE 23-O

ORPHAN MEDICAL INC. 13911, Ridgedale Drive Minnetonka, (MN) 55305 USA		DATE: 09 Feb. 1999 NO.: 330721	
<u>CERTIFICATE OF ANALYSIS</u>			
OXYBATE CALCIUM LIQUID FORM. (28 DAYS CHALLENGE TEST) PROTOCOL 98126 ORPHAN MEDICAL		LOT: MCH1064-85 CODE: REQUISITION: 1741	
TEST	SPECIFICATION	RESULT	PROCEDURE
Description	Clear to slightly opalescent solution.	Conforms	ORGANOLEPTIC

US 7,262,219 B2

69

70

TABLE 23-O-continued

ORPHAN MEDICAL INC. 13911, Ridgedale Drive Minnetonka, (MN) 55305 USA		DATE: 09 Feb. 1999 NO.: 330721	
<u>CERTIFICATE OF ANALYSIS</u>			
OXYBATE CALCIUM LIQUID FORM. (28 DAYS CHALLENGE TEST) PROTOCOL 98126 ORPHAN MEDICAL		LOT: MCH1064-85 CODE: REQUISITION: 1741	
TEST	SPECIFICATION	RESULT	PROCEDURE
Challenge Test	Conforms to USP (0, 1, 7, 14, 21 and 28 days)	Conforms	USP 23 <51> S.8
Potency	Report	501 mg/ml (100%)	NPLC-793
Impurities total	≤2.0%	1.2%	NPLC-793D
Impurities unspecified	Ind. imp. ≤0.1%	*A	NPLC-793D
Impurities specified	Gamma-Butyrolactone Report:	RRT 1.46: 0.013%	NPLC-793D
PH	Report	7.3	USP <791>
Solubility study	Report	*B	PR 98126 IIA

COMMENTS:

Initial test

500 mg/ml cc; Malic acid; pH 7.5

*A: RRT 1.31: 0.02% RRT 1.67: 0.008%

RRT 1.91: Interference with peak of dilution solvent cannot calculate.

RRT 3.47: 0.1% RRT 3.79: 0.009% RRT 3.84: 0.01%

RRT 4.18: 0.06% RRT 5.10: 0.008% RRT 5.35: 0.02%

RRT 6.74: 0.9% RRT 6.90: 0.08% RRT 7.41: 0.006%

*B: Maximum solubility: 700 mg/ml no pH adjustment.

TABLE 23-P

ORPHAN MEDICAL INC. 13911, Ridgedale Drive Minnetonka, (MN) 55305 USA		DATE: 26 Feb. 1999 NO.: 331307	
<u>CERTIFICATE OF ANALYSIS</u>			
OXYBATE CALCIUM LIQUID FORM. PROTOCOL 98126 ORPHAN MEDICAL		LOT: MCH1064-85 CODE: REQUISITION: 1741	
TEST	SPECIFICATION	RESULT	PROCEDURE
Description	Clear to slightly opalescent solution.	Conforms	ORGANOLEPTIC
Potency	Report	508 mg/ml (102%)	NPLC-793
Impurities total	≤2.0%	0.70%	NPLC-793D
Impurities unspecified	Ind. imp. ≤0.1%	*A	NPLC-793D
Impurities specified	Gamma-Butyrolactone Report:	RRT 1.37: 0.054%	NPLC-793D
PH	Report	7.6	USP <791>

COMMENTS:

28 DAYS (25° C., 60% RH)

500 mg/cc; Malic acid; pH 7.5

*A: RRT 1.17: 0.03% RRT 3.47: 0.2%

RRT 5.46: 0.01% RRT 6.87: 0.3%

RRT 7.04: 0.007%

RRT 1.78: Can not calculate because it interfere with a dilution solvent peak.

This report summarizes the results of the above described study and provides a summary of previous development work which evaluated conditions other than those evaluated in this study. The purposes of this information is to define the scope and limitations of the self-preserving properties of Xyrem® oral solution for completion of patent application.

II. Summary of Results

A. Preparation of Various Formulations of Sodium Oxybate and Formulations Using an Alternative Salt of GHB.

1. Various formulations of sodium oxybate were prepared as directed in the above Protocol. Sodium oxybate, 500

mg/cc with Malic Acid was not soluble at pH 5.0, and further evaluation of this solution was discontinued. All other solutions were successfully prepared as described.

2. The preparation of an alternative salt of gamma-hydroxybutyrate was described as the calcium salt, prepared at 500 mg/cc (or maximum possible) with Malic Acid at pH 7.5.

- a. The calcium salt of gamma-hydroxybutyrate was prepared by Toronto Research and shipped to NeoPharm for determination of solubility and evaluation according to the Protocol. The absolute limit of

ROX 1024

CBM of U.S. Patent No. 7,765,107

92 of 174

US 7,262,219 B2

71

solubility, without pH adjustment, was determined to be 700 mg/cc. The pH of this solution was 8.4. Solutions of lower pH were more difficult to prepare at 500 mg/cc using Malic acid as acidulant. When pH was adjusted to 6.0 with Malic acid, the solubility of the calcium oxybate was limited (longer stirring required to solubilize). The desired solution of 500 mg/cc, pH 7.5 was prepared with Malic acid as acidulant without difficulty. Appearance of the final solution was slightly yellow in color. Copies of the laboratory record for preparation of these solutions is available.

B. Microbial Challenge Testing of the Various Formulations Prepared by MDS Neopharm.

The microbial challenge testing was carried as specified in the Protocol and the following table summarizes the results of microbial challenge testing of various formulations of sodium oxybate and the single calcium oxybate formulation prepared.

TABLE 24

<u>Testing of Sodium and Calcium GHB Salts</u>			
pH of Solution			Microbial Challenge Result
<u>Sodium Oxybate Concentration</u>			
1.	500 mg/cc	7.5 (Malic acid)	Pass
2.	250 mg/cc	7.5 (Malic acid)	Pass
3.	350 mg/cc	7.5 (Malic acid)	Pass
4.	450 mg/cc	7.5 (Malic acid)	Pass
5.	550 mg/cc	7.5 (Malic acid)	Pass
6.	650 mg/cc	7.5 (Malic acid)	Pass
7.	500 mg/cc	7.5 (Citric acid)	Pass
<u>Calcium Oxybate Concntration</u>			
	500 mg/cc	7.5	Pass

C. Short Term Stability Evaluation of Various Formulations of Sodium Oxybate and a Formulation of Calcium Oxybate.

Solutions were tested on day zero (preparation day) and day 28 according to the described Protocol. The results of the stability evaluation are summarized in Table 25 below:

TABLE 25

Sodium and Calcium GHB Evaluation					
Sodium oxybate solution	Potency mg/cc (%)	Impurities (Total)	Impurities (Unspecified)	Impurities (Specified - GLB)	pH
500 mg/cc pH 7.5 Malic Acid Day 0	512 mg/cc (102%)	0.68%	0.041%	0.027%	7.6
Day 28	510 mg/cc (103%)	0.36%	0.33%	0.028%	7.9
250 mg/cc pH 7.5 Malic Acid Day 0	258 mg/cc (103%)	0.045%	0.009%	0.026%	7.6
Day 28	256 mg/cc (102%)	0.18%	0.015%	0.16%	7.9
350 mg/cc pH 7.5 Malic Acid	360 mg/cc (103%)	0.050%	0.013%	0.037%	7.7

72

TABLE 25-continued

Sodium and Calcium GHB Evaluation					
Sodium oxybate solution	Potency mg/cc (%)	Impurities (Total)	Impurities (Unspecified)	Impurities (Specified - GLB)	pH
Day 0					
Day 28	363 mg/cc (104%)	0.21%	0.017%	0.19%	8.0
450 mg/cc pH 7.5 Malic Acid Day 0	461 mg/cc (102%)	0.065%	0.027%	0.038%	7.5
Day 28	454 mg/cc (101%)	0.40%	0.038%	0.36%	7.8
550 mg/cc pH 7.5 Malic Acid Day 0	563 mg/cc (102%)	0.077%	0.037%	0.040%	7.6
Day 28	561 mg/cc (102%)	0.56%	0.047%	0.51%	7.9
650 mg/cc pH 7.5 Malic Acid Day 0	666 mg/cc (102%)	0.10%	0.057%	0.045%	7.6
Day 28	660 mg/cc (102%)	0.81%	0.077%	0.73%	7.8
500 mg/cc pH 7.5 Citric Acid Day 0	518 mg/cc (104%)	0.065%	0.027%	0.038%	7.5
Day 28	515 mg/cc (103%)	0.38%	0.007%	0.37%	7.9
500 mg/cc pH 7.5 Malic Acid Day 0	501 mg/cc (100%)	1.2%	>0.1% (See C of A Attached)	0.013%	7.3
Day 28	508 mg/cc (102%)	0.70%	>0.1% (See C of A)	0.054%	7.6

D. Summary of Pertinent Solubility and Microbial Challenge Data are Shown in Tables 26 and 27.

TABLE 26

Limits of Solubility		
Maximum Solubility	pH of Solution	Comments
Sodium oxybate		
450 mg/cc	pH 4 (HCl)	25°
500 mg/cc	pH 5 (HCl)	25°
600 mg/cc	pH 6 (HCl)	25°
750 mg/cc	pH 6.8 (HCl)	25°
750 mg/cc + 1000 mg/cc	pH 10.3	25°
	pH (unadjusted)	65° Soluble, 25° Gel
Calcium oxybate		
700 mg/cc	pH 8.4 (unadjusted)	25°
500 mg/cc	pH 6.0	25°

ROX 1024

CBM of U.S. Patent No. 7,765,107

93 of 174

US 7,262,219 B2

73

74

TABLE 27

Microbial Challenge Results		
	pH of Solution	Microbial Challenge Result
<u>Sodium oxybate Concentration (Date)</u>		
750 mg/cc (Dec. 1997)	7.5 (HCl)	pass
500 mg/cc (Dec. 1997)	6.0 (HCl)	pass
500 mg/cc + Excipients (Xylitol) (March 1998)	6.0 (Malic Acid)	pass
500 mg/cc (March 1998)	9.0 (HCl)	pass (Borderline <i>aspergillus</i>)
150 mg/cc (BDL 1995)	5.0 (HCl)	fail (<i>aspergillus</i> only)
150 mg/cc (BDL 1995)	7.0 (HCl)	fail (<i>aspergillus</i> and <i>staph</i>)
150 mg/cc (BDL 1995)	3.0 (HCl)	fail (<i>aspergillus</i> only)
150 mg/cc (BDL 1995)	10.3 (unadjusted)	fail (<i>aspergillus</i> and <i>staph</i>)
500 mg/cc (May 1998)	6.0 (Malic Acid)	discontinued
500 mg/cc (May 1998)	7.5 (Malic Acid)	pass
500 mg/cc (May 1998)	9.0 (Malic Acid)	discontinued
500 mg/cc (May 1998)	7.5 (HCl)	pass
500 mg/cc	7.5 (Malic Acid)	pass
250 mg/cc	7.5 (Malic Acid)	pass
350 mg/cc	7.5 (Malic Acid)	pass
450 mg/cc	7.5 (Malic Acid)	pass
550 mg/cc	7.5 (Malic Acid)	pass
650 mg/cc	7.5 (Malic Acid)	pass
500 mg/cc	7.5 (Citric Acid)	pass
<u>Calcium oxybate Concentration (Date)</u>		
500 mg/cc	7.5 (Malic Acid)	pass

All of the compositions and/or methods disclosed and claimed herein can be made and executed without undue experimentation in light of the present disclosure. While the compositions and methods of this invention have been described in terms of preferred embodiments, it will be apparent to those of skill in the art that variations may be applied to the compositions and/or methods and in the steps or in the sequence of steps of the method described herein without departing from the concept, spirit and scope of the invention. More specifically, it will be apparent that certain agents which are both chemically and physiologically related may be substituted for the agents described herein while the same or similar results would be achieved. All such similar substitutes and modifications apparent to those skilled in the art are deemed to be within the spirit, scope and concept of the invention as defined by the appended claims.

REFERENCES

The following references, to the extent that they provide exemplary procedural or other details supplementary to those set forth herein, are specifically incorporated herein by reference.

- U.S. Pat. No. 5,380,937
 U.S. Pat. No. 4,393,236
 German Patent DD 237,309 Al Brant et al., "Preparation of storage-stable sodium gamma. -hydroxybutyrate"
 British Pat. No. 922,029
 Aden and Stock, "Increases in brain dopamine," 1973.
 Arena and Fung, "Absorption of sodium γ -hydroxybutyrate and its prodrug γ -butyrolactone: relationship between *n* vitro transport and *n* vivo absorption," *J. Pharmaceutical Sciences*, 69(3):356-358, 1980.
 Bedard, Montplaisir, Godbout, Lapierre, "Nocturnal γ -Hydroxybutyrate—Effect on Periodic Leg Movements and Sleep Organization of Narcoleptic Patients," 12(1):29-36, 1989.
 Berthier, Bonneau, Desbordes, Chevrel, Oriot, Jaeken, Laborit, "Possible involvement of a gamma-hydroxybutyric acid receptor in startle disease," *Acta Paediatr.*, 83:678-80, 1994.
 Broughton and Mamelak, "The treatment of narcolepsy-cataplexy with nocturnal gamma-hydroxybutyrate," *Le Journal Canadien Des Sciences Neurologiques*, 6(1):1-6, 1979.
 Ferrara, Zotti, Tedeschi, Frison, Castagna, Gallimberti, Gessa, "Pharmacokinetics of γ -hydroxybutyric acid in alcohol dependent patients after single and repeated oral doses," *Br. J. Clin. Pharmacol.*, 34:231-235, 1992.
 Gallimberti, Canton, Tentile, Ferri, Cibi, Ferrara, Fadda, Gessa, "Gamma-hydroxybutyric acid for treatment of alcohol withdrawal syndrome," *Clinical Pharmacology*, 787-789, 1989;
 Gallimberti, Ferri, Ferrara, Fadda, Gessa "Gamma-Hydroxybutyric acid in the treatment of alcohol dependence: a double-blind study," *Alcohol Clin. Exp. Res.*, 16(4):673-676, 1992;
 Gallimberti et al., "Gamma-Hydroxybutyric Acid in the Treatment of Alcohol Dependence: A Double-Blind Study" *Clin. Exp. Res.*, 16, 673-676, 1992.
 Gessa and Gallimberti, "Gamma-hydroxybutyric acid in the treatment of alcohol dependent," *Clin. Neuropharm.*, 15(1, PtA):303A-304A, 1992.
 Gessa, Diana, Fadda, Colombo, "Gamma-hydroxybutyric acid (GHHHB) for treatment of ethanol dependence," *Clin. Neuropharm.—Supplement*, 1992.
 Gessa et al., *Clin. Neuropharm.*, 15(supp.):303A-304A, 1992
 Gessa et al., *Internat. Clin. Psychopharm.*, 1994
 Grove-White and Kelman, "Critical Flicker Frequency after small doses of Methohexitone, Diazepam and Sodium 4-Hydroxybutyrate," *Brit. J. Anaesth.*, p. 43, 110, 1971.
 Grove-White and Kelman, "Effect of Methohexitone, Diazepam and Sodium 4-Hydroxybutyrate on Short-Term Memory," *Brit. J. Anaesth.*, p. 43, 113, 1971.

ROX 1024

CBM of U.S. Patent No. 7,765,107

94 of 174

US 7,262,219 B2

75

Hasenbos and Gielen, "Anaesthesia for bullectomy," *Anaesthesia*, 40:977-980, 1985.

Hoes, Vree, Guelen, "Gamma-hydroxybutyric acid (*) as hypnotic," *L'Encephale*, 4(1):93-99, 1980.

Laborit, "Gamma-Hydroxybutyrate, Succinic Semialdehyde and Sleep," *Laboratoire d'Etonologie, Hôpital Boucicaud*, Paris 15, France, 1973.

Ladinsky, Consolo, Zatta, Vezzani, "Mode of Action of Gamma-Butyrolactone on the Central Cholinergic System," *Naunyn-Schmiedeberg's Arch. Pharmacol.*, 322:42-48, 1983.

Ladinsky et al., "Increases in brain acetylcholine," 1983.

Lammers, Arends, Declerck, Ferrari, Schouwink, Troost, "Gammahydroxybutyrate and Narcolepsy: A Double-Blind Placebo-Controlled Study," *Sleep*, 16(3):216-220, 1993.

Lammers et al., "Gammahydroxybutyrate and narcolepsy: a double-blind placebo-controlled study," *Sleep*, 16(3):216-220, 1993.

Lapierre, Montplaisir, Lamarre, Bedard, "The Effect of Gamma-Hydroxybutyrate on Nocturnal and Diurnal Sleep of Normal Subjects: Further Considerations on REM Sleep-Triggering Mechanisms," *Sleep*, 13(1):24-30, 1990.

Lapierre et al., "Increases in delta sleep," 1988.

Lapierre et al., "Increases in delta sleep," 1990.

Lee, "Evidence for the β -Oxidation of Orally Administered 4-Hydroxybutyrate in Humans," *Biochemical Medicine*, 17, 284-291, 1977.

Lee, C. R. "Evidence for the β -Oxidation of Orally Administered 4-Hydroxybutyrate in Humans" *Biochem. Medicine* 17,284-291, 1977.

Lettieri and Fung, "Improved pharmacological activity via pro-drug modification: comparative pharmacokinetics of sodium γ -hydroxybutyrate and γ -butyrolactone," *Research Communications in Chemical Pathology and Pharmacology*, 22(1):107-118, 1978.

Mamelak, 1977; "Effects Of Gamma Hydroxybutyrate On Sleep," *Biol. Psychiatry* 12, 273-288.

Mamelak, "Gamma-hydroxybutyrate (GHB): An endogenous regulator of energy metabolism," *Neuroscience and Biobehav. Reviews*, 13:189-198, 1989.

Mamelak, "Gammahydroxybutyrate: An Endogenous Regulator of Energy Metabolism," *Neuro. & Biobehav. Rev.*, 13 187-198, 1989.

Mamelak, 1979;

Mamelak, Escriu, Stokan "The effects of gamma-hydroxybutyrate on sleep," *Biol. Psychiatry*, 12(2):273-288, 1977.

Mamelak, Escriu, Stokan, "Sleep-Inducing Effects of Gammahydroxybutyrate," *The Lancet*, p. 328-329, 1973.

Nema, et al., "Excipients and their use in injectable products," *PDA J. Pharm. Sci. Technol.*, 51(4):166-171, 1997.

Nema et al., "Excipients and their use in injectable products," *PDA J Pharm Sci Technol.*, 51(4):166-171,1997.

Palatini, Tedeschi, Frison, Padrini, Zordan, Orlando, Galimberti, Gessa, Ferrara, "Dose dependent absorption and elimination of gamma-hydroxybutyric acid in healthy volunteers," *Eur. J. Clin. Pharmacol.*, 45:353-356, 1993.

Roth and Giarman, " γ -Butyrolactone and γ -Hydroxybutyric Acid-I, Distribution and Metabolism," *Biochemical Pharmacology*, 15:1333-1348, 1966.

Scharf, Brown, Woods, Brown, Hirschowitz, "The effects and effectiveness of gammahydroxybutyrate in patients with narcolepsy," *J. Clin. Psychiatry*, 46(6):222-225, 1985.

76

Scrima, Hartman, Johnson, Miller, "Gamma-Hydroxybutyrate Effects on Cataplexy and Sleep Attacks in Narcoleptics," Abstract, p. 134.

Scrima, Hartman, Johnson, Thomas, Hiller, "Efficacy of gamma-hydroxybutyrate versus placebo in treating narcolepsy-cataplexy: Double-blind subjective measured," *Biol. Psychiatry*, 26:331-343, 1989.

Scrima, Hartman, Johnson, Thomas, Hiller, "The Effects of γ -Hydroxybutyrate on the Sleep of Narcolepsy Patients: A Double-Blind Study," *Sleep*, 13(6):479-490, 1990.

Scrima, Hartman, Johnson, Thomas, Hiller, "The effects of gamma-hydroxybutyrate on the sleep of narcolepsy patients: A double blind study," *Sleep Res.*, 13:479-490, 1990.

Scrima, Hartman, Johnson, Thomas, Miller, "Effects of Gamma-Hydroxybutyrate (GHB) on Narcolepsy-Cataplexy Symptoms and MSLT Results in Male and Female Patients," Abstract, p. 251.

Scrima, Hoddes, Johnson, Cardin, Thomas, Miller, "Effect of High Altitude on a Patient with Obstructive Sleep Apnea," Abstract, p.427.

Scrima, Hoddes, Johnson, Miller, "Effect of Gamma-Hydroxybutyrate on a Patient with Obstructive Sleep Apnea," Abstract, p. 137.

Scrima, et al., "*Sleep Res.* 16, 134,1987, Abstract.

Sériès, Sériès, Cormier, "Effects of Enhancing Slow-Wave Sleep by Gamma-Hydroxybutyrate on Obstructive Sleep Apnea," *Am. Rev. Respir. Dis.*, 137:1378-1383, 1992.

Snead and Morley, "Ontogeny of gamma-hydroxybutyric acid. Regional concentration in developing rat, monkey and human brain," *Brain Res.*, 227:579-589, 1981.

Sneed, Anticonvulsants, alcohol abuse and opiate withdrawal, 1988

Stock, Magnusson, Andén, "Increase in Brain Dopamine after Axotomy or Treatment with Gammahydroxybutyric Acid due to Elimination of the Nerve Impulse Flow," *Naunyn-Schmiedeberg's Arch. Pharmacol.*, 278, 347-361, 1973.

Strong, " γ -Hydroxybutyric acid and Intracranial Pressure," *The Lancet*, Vol.1:No. 8389, 1984.

van den Bogert, Vree, van der Kleijn, Damsma, "Placentaltransfer of 4-Hydroxybutyric Acid in Man."

Vickers, "Gammahydroxybutyric Acid," *Int. Anesth. Clinic*, 7:75-89, 1969.

Vickers, *Int. Anesth. Clinic* 7:75-89, 1969;

Lee, *Biochem. Med.* 17:234-291, 1977.

Yamada, Yamamoto, Fujiki, Hishikawa, Kaneko, "Effect of Butyrolactone and Gamma-Hydroxybutyrate on the EEG and Sleep Cycle in Man," *Electroenceph. Clin. Neurophysiol.*, 22:558-562, 1967.

Yamada et al., 1967.

What is claimed is:

1. A pharmaceutical composition, consisting essentially of an aqueous solution of about 350-750 mg/ml sodium gamma-hydroxybutyrate, and a pH adjusting agent, wherein the pH adjusting agent is malic acid, citric acid, acetic acid, lactic acid, carbonic acid, formic acid, propionic acid or tartaric acid, wherein the composition has a pH of about 6-7.5, and wherein the composition is chemically stable and resistant to microbial growth, and wherein the composition is free of preservatives.

2. The pharmaceutical composition of claim 1 wherein the aqueous solution contains about 400-650 mg/ml of sodium gamma-hydroxybutyrate.

3. The pharmaceutical composition of claim 1, wherein the pH adjusting agent is malic acid.

ROX 1024

CBM of U.S. Patent No. 7,765,107

95 of 174

US 7,262,219 B2

77

4. A pharmaceutical composition, consisting essentially of an aqueous solution of about 350-750 mg/ml sodium gamma-hydroxybutyrate, and a pH adjusting agent, wherein the pH adjusting agent is hydrochloric acid, phosphoric acid, sulphuric acid, boric acid or nitric acid, wherein the com-

78

position has a pH of about 6-7.5, and wherein the composition is chemically stable and resistant to microbial growth, and wherein the composition is free of preservatives.

* * * * *

UNITED STATES PATENT AND TRADEMARK OFFICE
CERTIFICATE OF CORRECTION

PATENT NO. : 7,262,219 B2
APPLICATION NO. : 10/841709
DATED : August 28, 2007
INVENTOR(S) : Cook et al.

Page 1 of 1

It is certified that error appears in the above-identified patent and that said Letters Patent is hereby corrected as shown below:

In column 10, line 33, delete "4.3,.about" and insert -- 4.3, about --, therefor.

In column 17, line 36, delete "preparations.may" and insert -- preparations may --, therefor.

In column 17, line 46, after "phosphate;" delete "sa" and insert -- a --, therefor.

In column 28, line 5, delete "T" and insert -- 1 --, therefor.

In column 33, lines 9-10, delete "constricted" and insert -- constructed --, therefor.

In column 34, line 54, delete "GH1B" and insert -- GHB --, therefor.

In column 40, line 35, delete "(250)" and insert -- (25°) --, therefor.

In column 72, line 63, delete "Calsium" and insert -- Calcium --, therefor.

Signed and Sealed this

Nineteenth Day of August, 2008



JON W. DUDAS
Director of the United States Patent and Trademark Office

EXHIBIT C

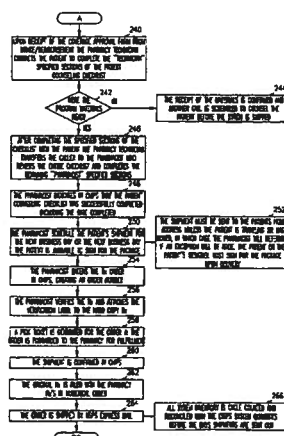
(10) **Patent No.:** US 7,668,730 B2
(45) **Date of Patent:** *Feb. 23, 2010

- | | | | | |
|------------|------|---------|---------------------------|---------|
| 6,347,329 | B1 | 2/2002 | Evans | 709/202 |
| 6,564,121 | B1 | 5/2003 | Wallace et al. | |
| 6,755,784 | B2 | 6/2004 | Williams et al. | 600/300 |
| 6,952,681 | B2 * | 10/2005 | McQuade et al. | 705/28 |
| 7,058,584 | B2 * | 6/2006 | Kosinski et al. | 705/2 |
| 01/0001144 | A1 | 5/2001 | Kapp | 705/3 |
| 01/0042050 | A1 | 11/2001 | Fletcher et al. | 705/64 |
| 01/0047281 | A1 | 11/2001 | Keresman, III et al. | 705/2 |
| 02/0010661 | A1 * | 1/2002 | Waddington et al. | 705/28 |
| 02/0032581 | A1 | 3/2002 | Reitberg | 705/2 |
| 02/0032582 | A1 | 3/2002 | Feeney, Jr. et al. | 705/2 |

3,556,342	A *	1/1971	Guarr	221/2
4,847,764	A *	7/1989	Halvorson	700/231
4,976,351	A	12/1990	Mangini et al.	
5,737,539	A *	4/1998	Edelson et al.	705/3
5,845,255	A *	12/1998	Mayaud	705/3
5,924,074	A	7/1999	Evans	705/3
6,021,392	A	2/2000	Lester et al.	705/2
6,045,501	A	4/2000	Elsayed et al.	600/300
6,055,507	A	4/2000	Cunningham	705/3
6,112,182	A	8/2000	Akers et al.	705/2
6,315,720	B1	11/2001	Williams et al.	600/300

A drug distribution system and method utilizes a central pharmacy and database to track all prescriptions for a sensitive drug. Information is kept in the database regarding all physicians allowed to prescribe the sensitive drug, and all patients receiving the drug. Abuses are identified by monitoring data in the database for prescription patterns by physicians and prescriptions obtained by patients. Further verification is made that the physician is eligible to prescribe the drug by consulting a separate database, and optionally whether any actions are taken against the physician. Multiple controls beyond those for normal drugs are imposed on the distribution depending on the sensitivity of the drug.

11 Claims, 16 Drawing Sheets



US 7,668,730 B2

Page 2

U.S. PATENT DOCUMENTS

2002/0042725	A1	4/2002	Mayaud	705/2
2002/0042762	A1	4/2002	McQuade et al.	705/29
2002/0052762	A1	5/2002	Kobylevsky et al.	705/2
2002/0161607	A1	10/2002	Subich	705/3
2002/0177232	A1 *	11/2002	Melker et al.	436/151
2003/0033168	A1 *	2/2003	Califano et al.	705/3
2003/0046110	A1	3/2003	Gogolak	705/2
2003/0050802	A1	3/2003	Jay et al.	705/3
2003/0110060	A1	6/2003	Clementi	705/2
2003/0127508	A1	7/2003	Jones	235/375
2003/0144876	A1	7/2003	Kosinski et al.	705/2
2003/0160698	A1 *	8/2003	Andreasson et al.	340/573.1
2003/0197366	A1 *	10/2003	Kusterbeck	283/69
2003/0229519	A1	12/2003	Eidex et al.	705/2
2003/0233256	A1	12/2003	Cardenas et al.	705/3
2004/0008123	A1 *	1/2004	Carrender et al.	340/825.49
2004/0019567	A1	1/2004	Herceg et al.	705/64
2004/0019794	A1 *	1/2004	Moradi et al.	713/185
2004/0078237	A1	4/2004	Kaafarani et al.	705/2
2004/0107117	A1	6/2004	Denny	705/2
2004/0117126	A1	6/2004	Fetterman et al.	702/19
2004/0122712	A1	6/2004	Hill, Sr. et al.	705/2
2004/0122713	A1	6/2004	Hill, Sr. et al.	705/2
2004/0162740	A1	8/2004	Ericsson et al.	705/3
2004/0176985	A1 *	9/2004	Lilly et al.	705/2

OTHER PUBLICATIONS

"An Interview with Orphan Medical about Xyrem," http://www.talkaboutsleee.com/sleep-disorders/archives/Narcolepsy_xyrem_interview.htm, Feb. 12, 2001.*

NASCSA National Conference, (Nov. 2000), 8 pages.

"Diversion Prevention Through Responsible Distribution", *NADDI Regional Training*, (May 2001), 12 pages.

"Diversion Prevention Through Responsible Distribution", *NADDI Regional Training Tennessee*, (Jun. 2001), 14 Pages.

"Diversion Prevention Through Responsible Distribution", *NADDI National Conference*, (Nov. 2001), 15 pages.

"Peripheral and Central Nervous System Drugs Advisory Committee", *Department of Health and Human Services Food and Drug Administration Center for Drug Evaluation and Research*, Holiday Inn, Bethesda, Maryland, (Jun. 6, 2001), 7 pages.

Preliminary Amendment Pursuant to 37 CFR 1.115 filed with United States Patent and Trademark Office on Jun. 17, 2005 in U.S. Appl. No. 11/104,013 (3 pages).

"System for Thalidomide Education and Prescribing Safety (S.T.E.P.S.) Starter Kit", *Celgene Corporation*, (2001), 103 pgs.

"U.S. Appl. No. 11/097,985, Preliminary Amendment mailed Apr. 1, 2005", 7 pgs.

"U.S. Appl. No. 11/097,985 Non Final Office Action Mailed Sep. 14, 2009", 22.

"U.S. Appl. No. 10/731,915, Non Final Office Action Response mailed Feb. 2, 2005", 17 pgs.

"U.S. Appl. No. 10/979,665, Preliminary Amendment mailed Nov. 2, 2004", 3 pgs.

"U.S. Appl. No. 11/097,651, Preliminary Amendment mailed Apr. 1, 2005", 6 pgs.

"U.S. Appl. No. 11/097,651, Non-Final Office Action mailed May 29, 2009", 21 pgs.

"U.S. Appl. No. 11/097,651, Response filed Sep. 17, 2009 to Non Final Office Action mailed May 29, 2009", 10 pgs.

* cited by examiner

ROX 1024

CBM of U.S. Patent No. 7,765,107

100 of 174

U.S. Patent

Feb. 23, 2010

Sheet 1 of 16

US 7,668,730 B2

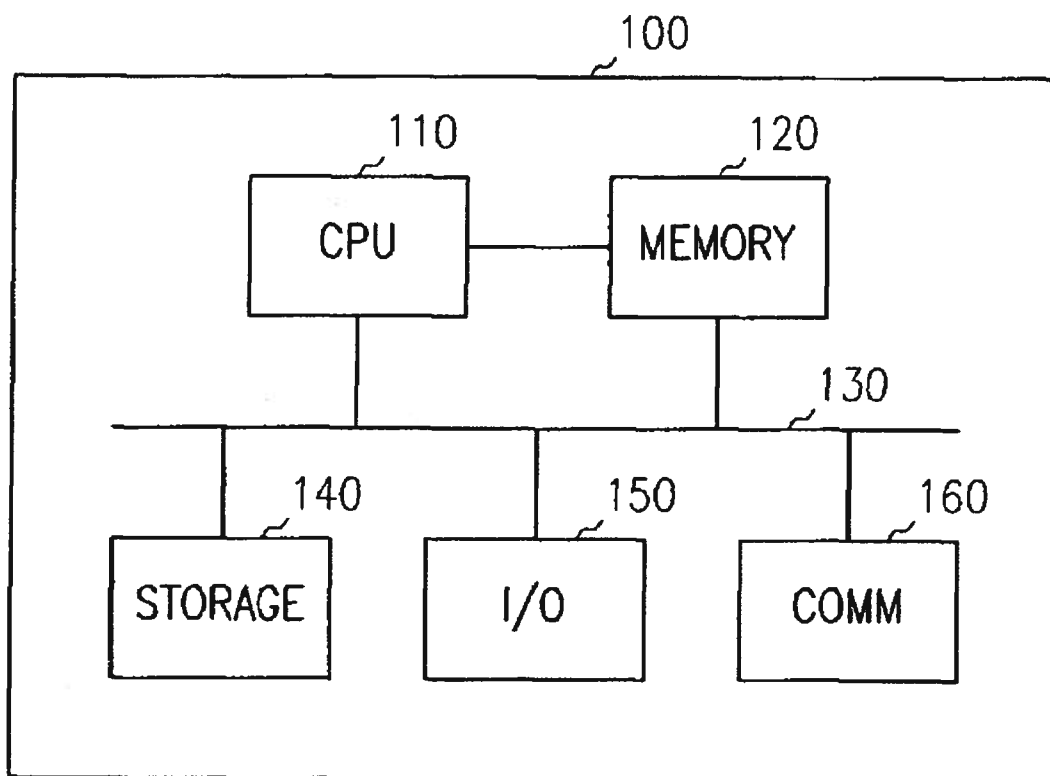


FIG. 1

U.S. Patent

Feb. 23, 2010

Sheet 2 of 16

US 7,668,730 B2

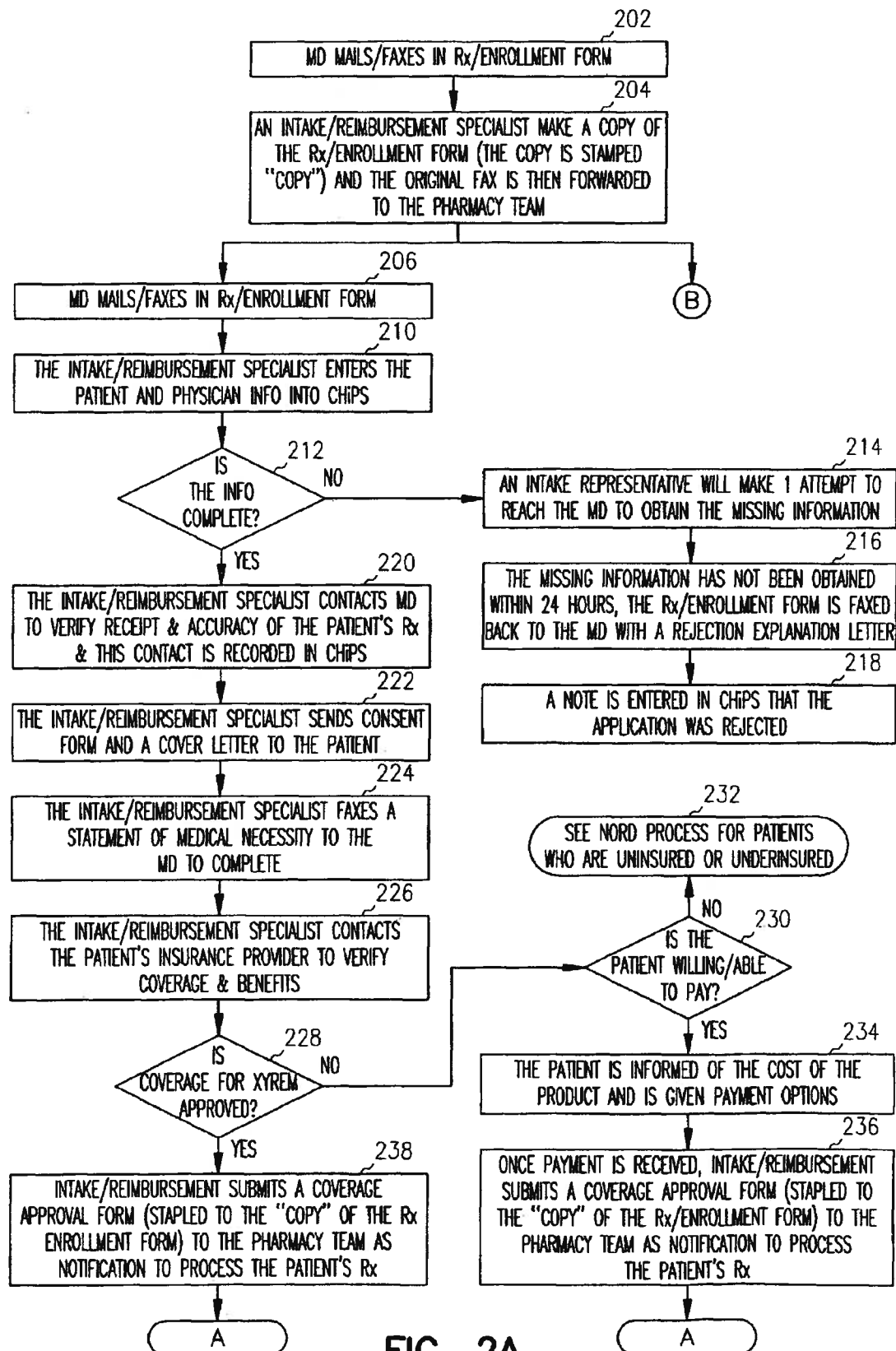


FIG. 2A

ROX 1024

CBM of U.S. Patent No. 7,765,107

102 of 174

U.S. Patent

Feb. 23, 2010

Sheet 3 of 16

US 7,668,730 B2

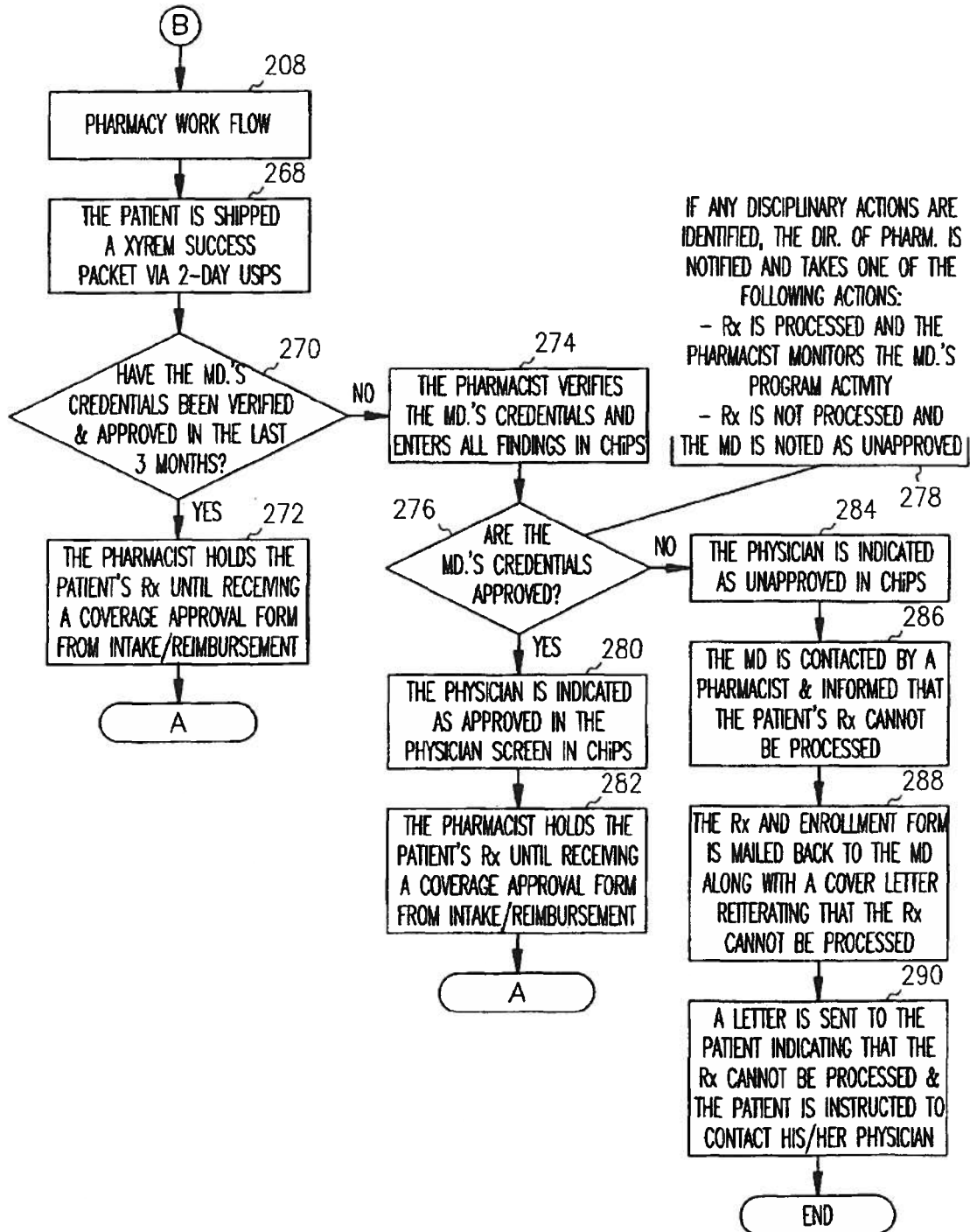


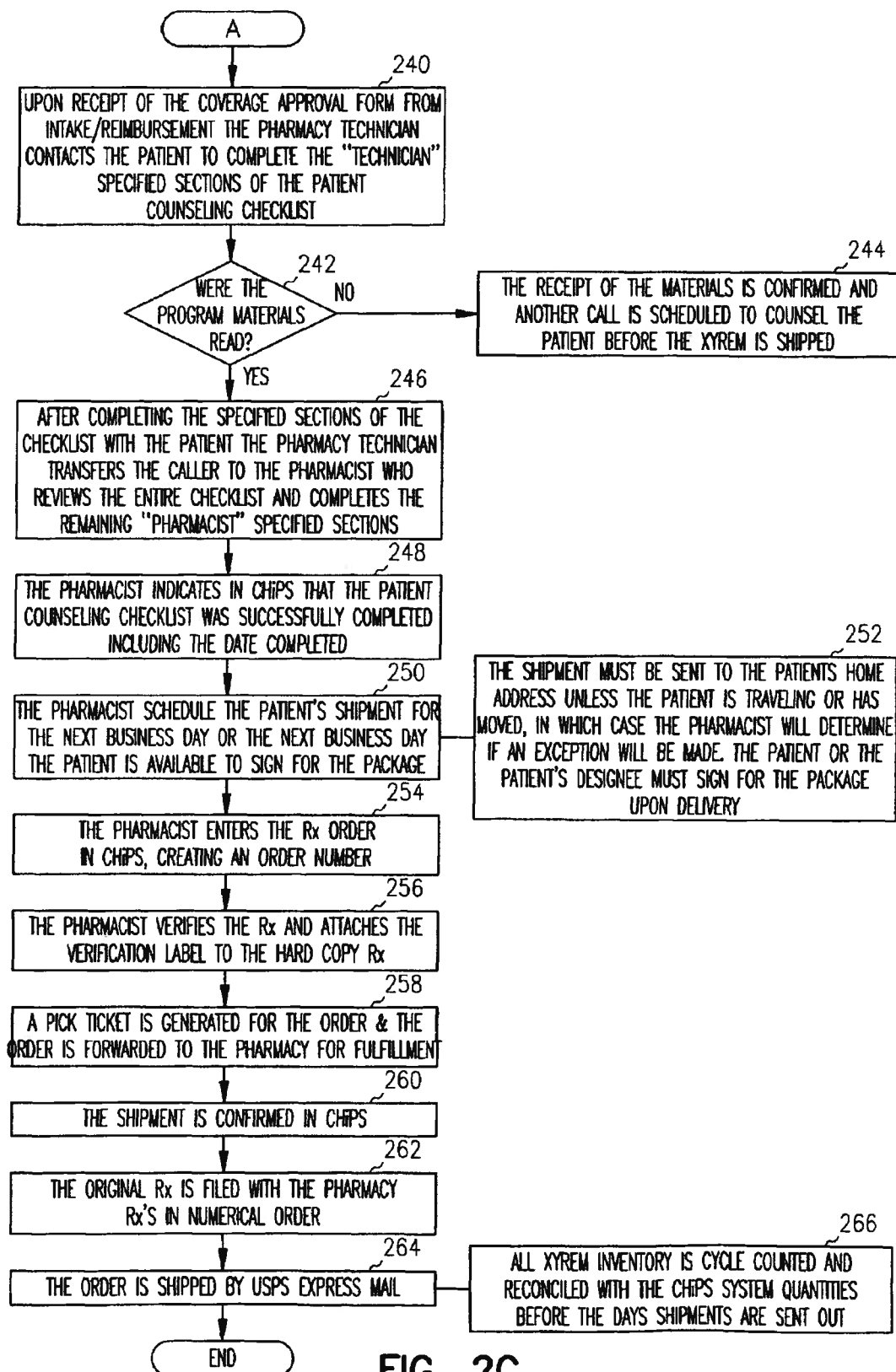
FIG. 2B

U.S. Patent

Feb. 23, 2010

Sheet 4 of 16

US 7,668,730 B2



ROX 1024

CBM of U.S. Patent No. 7,765,107

104 of 174

U.S. Patent

Feb. 23, 2010

Sheet 5 of 16

US 7,668,730 B2

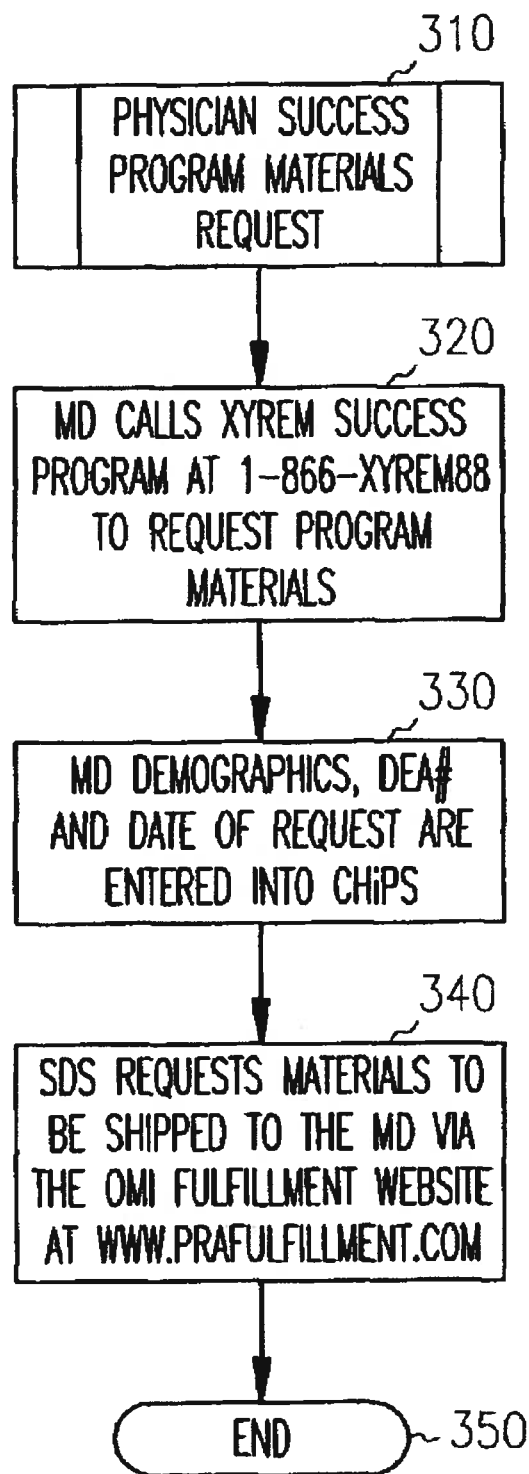


FIG. 3

U.S. Patent

Feb. 23, 2010

Sheet 6 of 16

US 7,668,730 B2

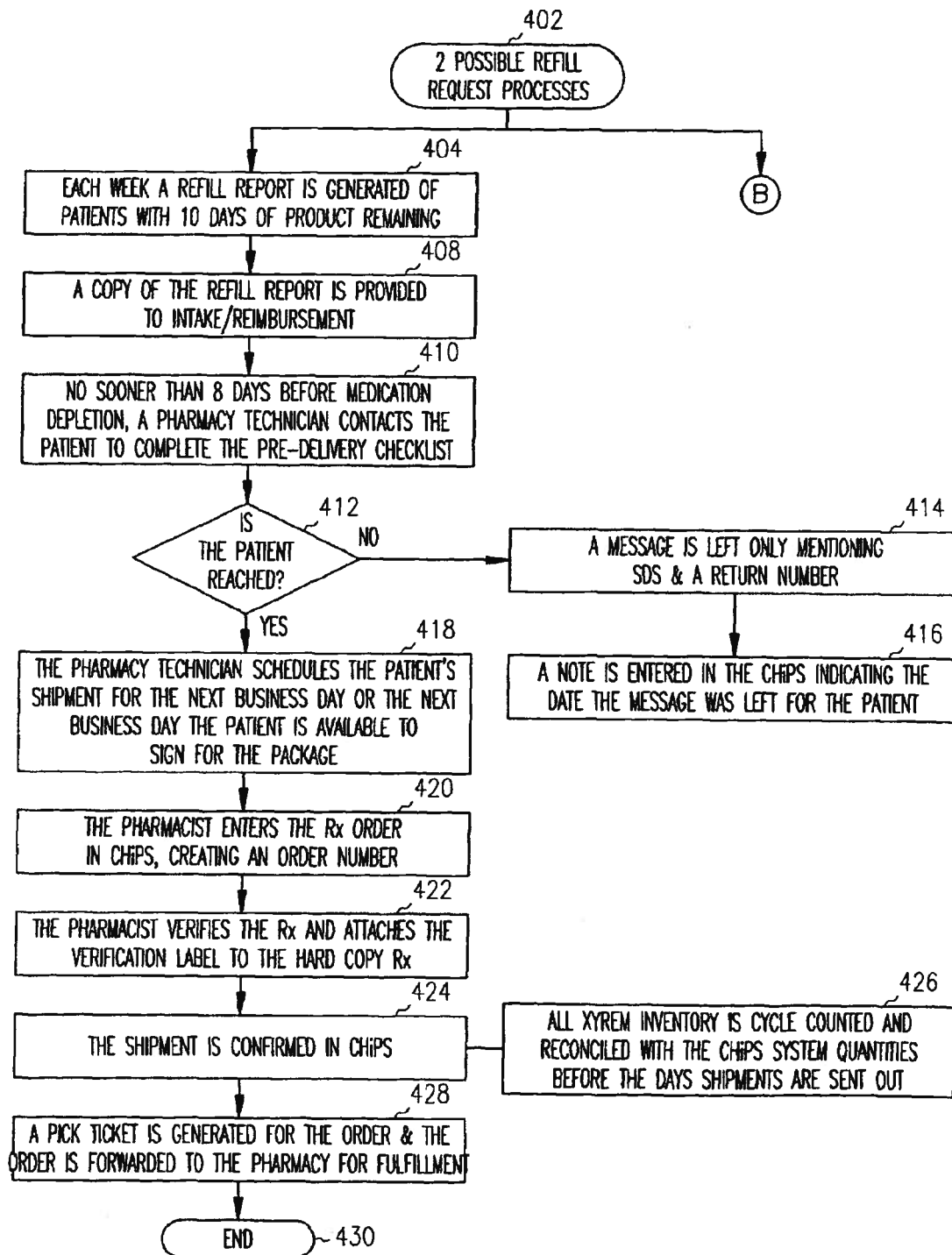


FIG. 4A

U.S. Patent

Feb. 23, 2010

Sheet 7 of 16

US 7,668,730 B2

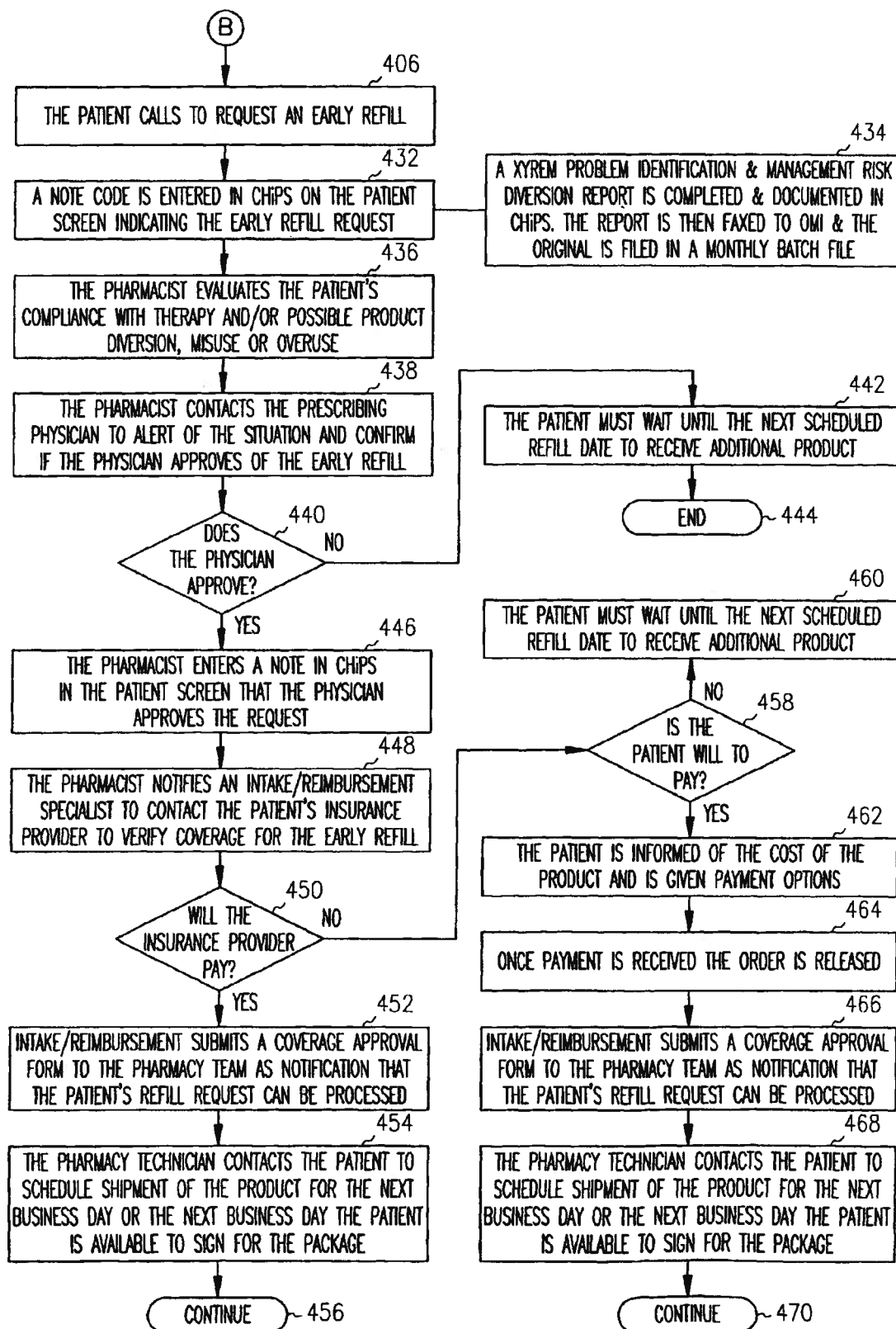


FIG. 4B

ROX 1024

CBM of U.S. Patent No. 7,765,107

107 of 174

U.S. Patent

Feb. 23, 2010

Sheet 8 of 16

US 7,668,730 B2

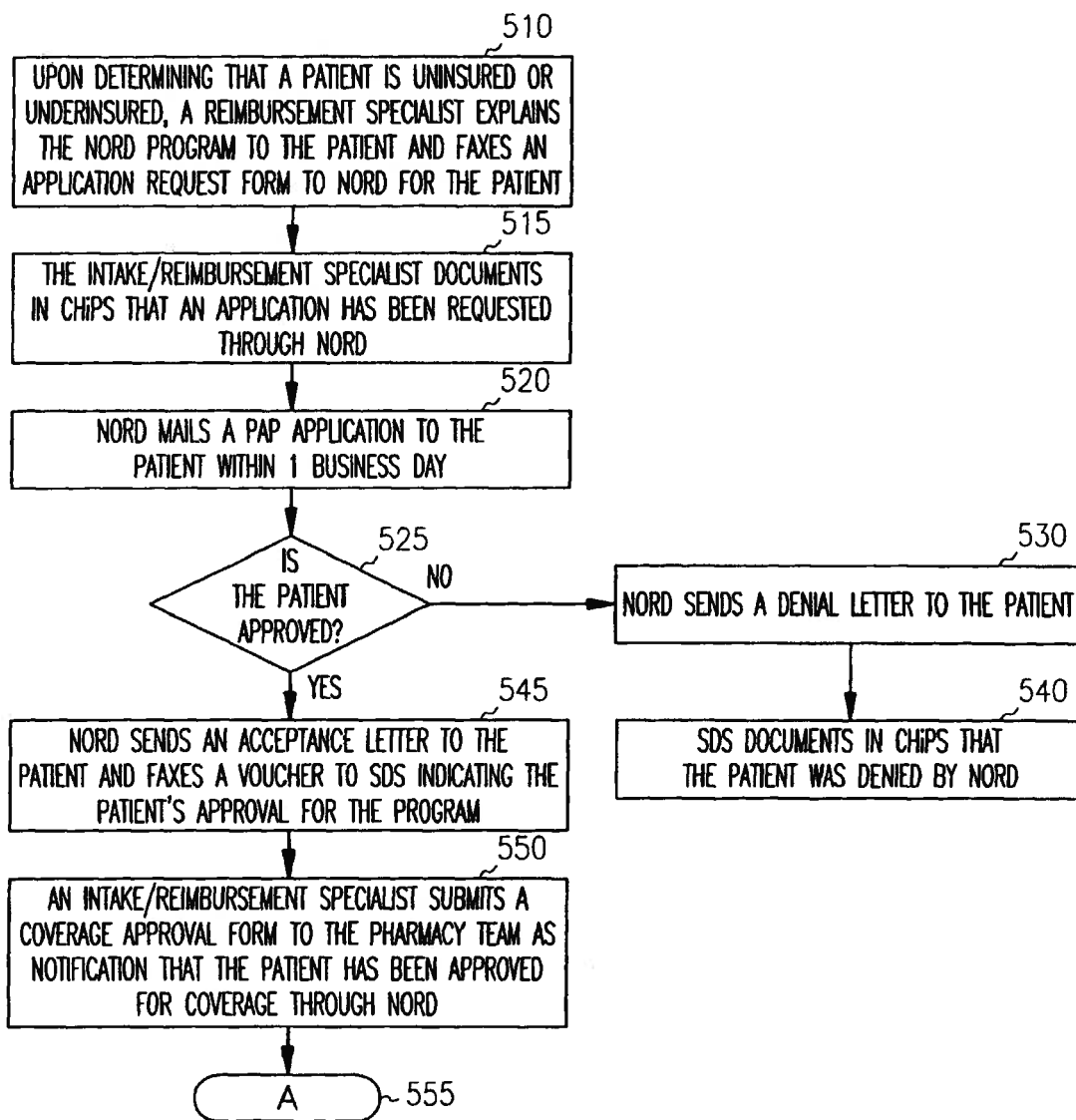


FIG. 5

U.S. Patent

Feb. 23, 2010

Sheet 9 of 16

US 7,668,730 B2

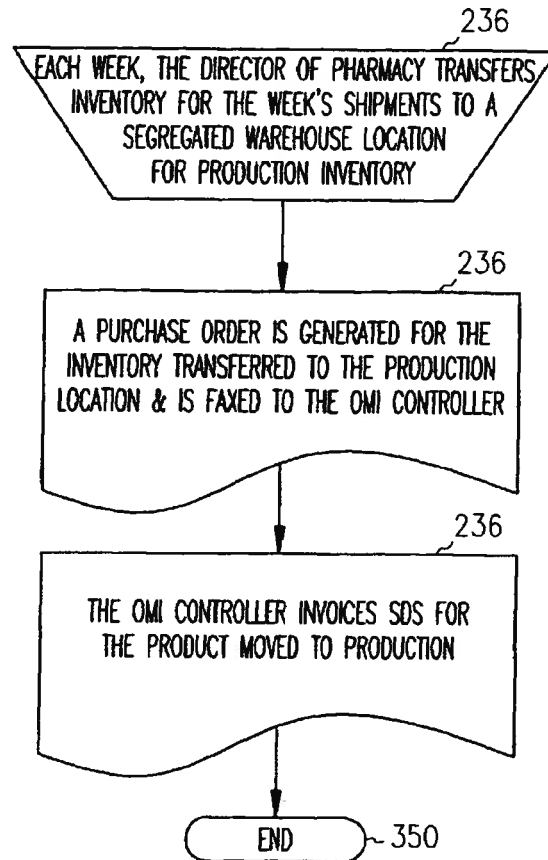


FIG. 6

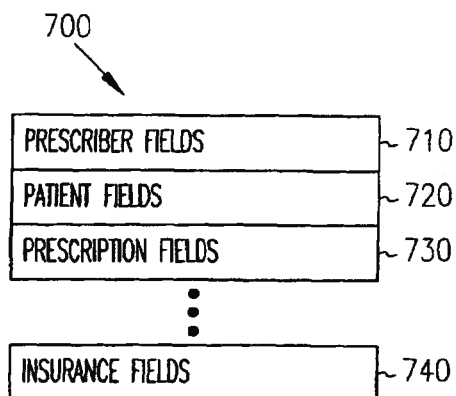


FIG. 7

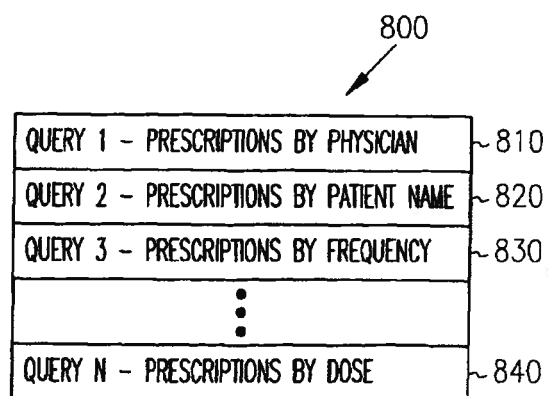


FIG. 8

U.S. Patent

Feb. 23, 2010

Sheet 10 of 16

US 7,668,730 B2

900

PRESCRIPTION AND ENROLLMENT FORM

PRESCRIBER INFORMATION	
PRESCRIBER'S NAME: _____	OFFICE CONTACT: _____
STREET ADDRESS: _____	
CITY: _____	STATE: _____ ZIP: _____
PHONE: _____	FAX: _____
LICENSE NUMBER: _____	DEA NUMBER: _____
MD SPECIALTY: _____	

PRESCRIPTION FORM			
PATIENT NAME: _____	SS#: _____	DOB: _____	SEX M / F
ADDRESS: _____			
CITY: _____	STATE: _____	ZIP: _____	
Rx: XYREM ORAL SOLUTION (500 mg/mL) 180 ML BOTTLE QUANTITY: _____ MONTHS SUPPLY			
SIG: TAKE _____ GMS P.O. DILUTED IN 60 mL WATER AT H.S. AND THEN AGAIN 2 1/2 TO 4 HOURS LATER			
REFILLS (CIRCLE ONE): 0 1 2 (MAXIMUM OF 3 MONTH SUPPLY)			
DATE: ____/____/____			
PRESCRIBER'S SIGNATURE _____			
PHYSICIAN DECLARATION-PLEASE CHECK EACH BOX		TO BE COMPLETED AT INITIAL PRESCRIPTION ONLY	
<input type="checkbox"/> I HAVE READ THE MATERIALS IN THE XYREM PHYSICIAN SUCCESS PROGRAM			
<input type="checkbox"/> I VERIFY THAT THE PATIENT HAS BEEN EDUCATED WITH RESPECT TO XYREM PREPARATION, DOSING AND SCHEDULING.			
<input type="checkbox"/> I UNDERSTAND THAT XYREM IS APPROVED FOR THE TREATMENT OF CATAPLEXY IN PATIENTS WITH NARCOLEPSY, AND THAT SAFETY OR EFFICACY HAS NOT BEEN ESTABLISHED FOR ANY OTHER INDICATION.			
<input type="checkbox"/> I UNDERSTAND THAT THE SAFETY OF DOSES GREATER THAN 9gm/DAY HAS NOT BEEN ESTABLISHED			

PATIENT INFORMATION	
BEST TIME TO CONTACT PATIENT: <input type="checkbox"/> DAY <input type="checkbox"/> NIGHT	
DAY #: _____	EVENING #: _____
INSURANCE COMPANY NAME: _____	PHONE #: _____
INSURED'S NAME: _____	RELATIONSHIP TO PATIENT: _____
IDENTIFICATION NUMBER: _____	POLICY/GROUP NUMBER: _____
PRESCRIPTION CARD: <input type="checkbox"/> NO <input type="checkbox"/> YES IF YES, CARRIER: _____ POLICY #: _____ GROUP: _____	
PLEASE ATTACH COPIES OF PATIENT'S INSURANCE CARDS	

FAX COMPLETED FORM TO XYREM SUCCESS PROGRAM (TOLL-FREE) 1-866-470-1744
 FOR INFORMATION, CALL THE XYREM TEAM (TOLL FREE) AT 1-866-XYREM88 (1-866-997-3688)

FIG. 9

U.S. Patent

Feb. 23, 2010

Sheet 11 of 16

US 7,668,730 B2

1000
↙

PATIENT ASSISTANCE APPLICATION REQUEST FORM

DATE:

TO: PATIENT ASSISTANCE ORGANIZATION

FROM: SDS

FAX #: 203-798-2291

PLEASE SEND A XYREM PATIENT ASSISTANCE PROGRAM APPLICATION TO:

PATIENT NAME _____

ADDRESS _____

TELEPHONE: () _____

PATIENT DOSAGE: _____ (GRAMS) TWICE NIGHTLY FOR A TOTAL DOSAGE OF _____ (GRAMS)
_____ BOTTLES (THREE MONTHS SUPPLY)

BACKGROUND INFORMATION:

FIG. 10

U.S. Patent

Feb. 23, 2010

Sheet 12 of 16

US 7,668,730 B2

SENSITIVE DRUG PATIENT ASSISTANCE PROGRAM
VOUCHER REQUEST FOR MEDICATION

1100

PATIENT INFORMATION

<FIRST NAME><LAST NAME>
 <ADDRESS 1>
 <ADDRESS 2>
 <CITY, STATE ZIP CODE>

PHONE: <123-456-7890

DOB: 01/01/1900

SSN: 123-45-6789

DRUG ALLOTMENT: 100%

LRD: 03/01/2001

PHYSICIAN INFORMATION

<PHYSICIAN NAME>
 <ADDRESS 1>
 <ADDRESS 2>
 <CITY, STATE ZIP CODE>

PHONE: <123-456-7890

CASE CODE: *****

FIRST SHIPMENT THIS YEAR

DRUG	QUANTITY
XYREEM 180ml btl	1

VALIDATION DATE:	03/01/2001
EXPIRATION DATE:	05/31/2001
ISSUE DATE:	03/15/2001
APPROVED _____	

PHARMACY USE

NORD COPY

(DETACH HERE)

PATIENT INFORMATION

<FIRST NAME><LAST NAME>
 <ADDRESS 1>
 <ADDRESS 2>
 <CITY, STATE ZIP CODE>

PHONE: <123-456-7890

DOB: 01/01/1900

SSN: 123-45-6789

DRUG ALLOTMENT: 100%

LRD: 03/01/2001

PHYSICIAN INFORMATION

<PHYSICIAN NAME>
 <ADDRESS 1>
 <ADDRESS 2>
 <CITY, STATE ZIP CODE>

PHONE: <123-456-7890

CASE CODE: *****

FIRST SHIPMENT THIS YEAR

DRUG	QUANTITY
XYREM 180ml btl	1

VALIDATION DATE:	03/01/2001
EXPIRATION DATE:	05/31/2001
ISSUE DATE:	03/15/2001
APPROVED _____	

PHARMACY USE

FIG. 11

ROX 1024

CBM of U.S. Patent No. 7,765,107

112 of 174

U.S. Patent

Feb. 23, 2010

Sheet 13 of 16

US 7,668,730 B2

1200



SENSITIVE DRUG PHYSICIAN'S CERTIFICATE
OF MEDICAL NEED

PATIENT INFORMATION

DATE: _____

NAME: _____
LAST FIRST M

DATE OF BIRTH: _____

DRUG BEING PRESCRIBED: XYREM

DIAGNOSIS/CONDITION FOR WHICH DRUG IS BEING PRESCRIBED: _____

ICD-9: _____

PHYSICIAN INFORMATION

PHYSICIAN'S NAME (PLEASE PRINT): _____

PHYSICIAN'S SIGNATURE: _____ DATE: _____

PLEASE FAX BACK TO SENSITIVE DRUG SUCCESS PROGRAM: (1-800-TOLL FREE NUMBER)

FIG. 12

U.S. Patent

Feb. 23, 2010

Sheet 14 of 16

US 7,668,730 B2

ACTIVITY REPORTS

	REPORT FREQUENCY		
	WEEKLY	MONTHLY	QUARTERLY
SALES			
Rx BY ZIP (NEW AND TOTAL)	X	X	X
Rx BY PHYSICIAN BY ZIP	X	X	
\$ BY ZIP	X	X	X
REGULATORY			
# OF PHYSICIAN REGISTRIES		X	
# OF DENIED PHYSICIAN REGISTRIES AND REASON		X	
# OF COMPLETED PATIENT REGISTRIES		X	
# OF PROBLEM IDENTIFICATION & MANAGEMENT RISK DIVERSION REPORTS COMPLETED	X		
# OF CYCLE COUNTS PERFORMED & ACCURACY OF EACH		X	
QUALITY ASSURANCE			
# OF PRODUCT DEFECTS/COMPLAINTS REPORTED, TYPE AND LOT #		X	
CALL CENTER			
# OF CALLS RECEIVED		X	
# OF CALLS INITIATED		X	
# OF CALLS ANSWERED IN 30 SECONDS, ETC.		X	
PERCENTAGE OF CALLS ANSWERED IN 30 SECONDS		X	
# OF ABANDONED CALLS		X	
% OF ABANDONED CALLS		X	
AVERAGE CALL LENGTH		X	
PHARMACY			
# OF FAXED Rx/ENROLLMENT FORMS		X	
# OF MAILED Rx/ENROLLMENT FORMS		X	
# OF Rxs SHIPPED WITHIN 1, 2, 3, 4 ETC. DAYS (FROM THE TIME INITIAL RECEIPT TO SHIPMENT OF Rx)		X	
# OF PATIENT SUCCESS PACKETS SHIPPED		X	

FIG. 13A

U.S. Patent**Feb. 23, 2010****Sheet 15 of 16****US 7,668,730 B2****ACTIVITY REPORTS**

PHARMACY			X	
# OF PHYSICIAN SUCCESS PACKETS SHIPPED			X	
# OF COMPLETED SHIPMENTS			X	
# OF INCOMPLETE SHIPMENTS AND REASON			X	
# OF SHIPPING ERRORS			X	
# OF PAP SHIPMENTS			X	
# OF PAP APPLICATIONS			X	
# OF PAP APPROVALS			X	
# OF CANCELED ORDERS			X	
# OF USPS ERRORS			X	
INVENTORY			X	
# OF RETURNED PRODUCTS AND REASON			X	
# OF OUTDATED BOTTLES OF PRODUCT			X	
INVENTORY COUNTS OF CONSIGNMENT & PRODUCTION INVENTORY			X	
# OF UNITS RECEIVED			X	
LOTS RECEIVED			X	
REIMBURSEMENT			X	
# OF PENDING AND WHY			X	
# OF APPROVALS			X	
# OF DENIALS			X	
# OF REJECTIONS			X	
PAYOR TYPES			X	

FIG. 13B

U.S. Patent**Feb. 23, 2010****Sheet 16 of 16****US 7,668,730 B2****ACTIVITY REPORTS**

PATIENT CARE			X	
# OF ADVERSE EVENTS REPORTED AND TYPE			X	
# OF ADVERSE EVENTS SENT TO OMI			X	
# OF DOSING PROBLEMS AND TYPE			X	
# OF NONCOMPLIANCE EPISODES AND REASON			X	
# OF PATIENT COUNSELED AND REASON			X	
# OF PATIENTS DISCONTINUED AND REASON			X	
PATIENT CARE			X	
# OF PATIENTS REFERRED TO PHYSICIAN AND REASON			X	
# OF ACTIVE PATIENTS			X	
# OF NEW PATIENTS			X	
# OF RESTART PATIENTS			X	
# OF DISCONTINUED PATIENTS AND REASON			X	
DRUG INFORMATION			X	
# OF DRUG INFORMATION REQUESTS AND TYPE			X	
# OF CALLS TRIAGED TO OMI			X	

FIG. 13C

ROX 1024

CBM of U.S. Patent No. 7,765,107

116 of 174

US 7,668,730 B2

1

**SENSITIVE DRUG DISTRIBUTION SYSTEM
AND METHOD****FIELD OF THE INVENTION**

The present invention relates to distribution of drugs, and in particular to the distribution of sensitive drugs.

BACKGROUND OF THE INVENTION

Sensitive drugs are controlled to minimize risk and ensure that they are not abused, or cause adverse reactions. Such sensitive drugs are approved for specific uses by the Food and Drug Administration, and must be prescribed by a licensed physician in order to be purchased by consumers. Some drugs, such as cocaine and other common street drugs are the object of abuse and illegal schemes to distribute for profit. Some schemes include Dr. shopping, diversion, and pharmacy thefts. A locked cabinet or safe is a requirement for distribution of some drugs.

Certain agents, such as gamma hydroxy buterate (GHB) are also abused, yet also are effective for therapeutic purposes such as treatment of daytime cataplexy in patients with narcolepsy. Some patients however, will obtain prescriptions from multiple doctors, and have them filled at different pharmacies. Still further, an unscrupulous physician may actually write multiple prescriptions for a patient, or multiple patients, who use cash to pay for the drugs. These patients will then sell the drug to dealers or others for profit.

There is a need for a distribution system and method that directly addresses these abuses. There is a further need for such a system and method that provides education and limits the potential for such abuse.

SUMMARY OF THE INVENTION

A drug distribution system and method utilizes a central pharmacy and database to track all prescriptions for a sensitive drug. Information is kept in a central database regarding all physicians allowed to prescribe the sensitive drug, and all patients receiving the drug. Abuses are identified by monitoring data in the database for prescription patterns by physicians and prescriptions obtained by patients. Further verification is made that the physician is eligible to prescribe the drug by consulting a separate database for a valid DEA license, and optionally state medical boards to determine whether any corrective or approved disciplinary actions relating to controlled substances have been brought against the physician. Multiple controls beyond those for traditional drugs are imposed on the distribution depending on the sensitivity of the drug.

Education is provided to both physician and patient. Prior to shipping the drug for the first time, the patient is contacted to ensure that product and abuse related educational materials have been received and/or read. The patient may provide the name of a designee to the central pharmacy who is authorized to accept shipment of the drug. Receipt of the initial drug shipment is confirmed by contacting the patient. Either a phone call or other communication to the patient within a set time after delivery may be made to ensure receipt. Further, a courier service's tracking system is used to confirm delivery in further embodiments. If a shipment is lost, an investigation is launched to find it.

In one embodiment, the drug may be shipped by the central pharmacy to another pharmacy for patient pick-up. The second pharmacy's ability to protect against diversion before

2

shipping the drug must be confirmed. This ability may be checked through NTIS and State Boards of Pharmacy.

Prescription refills are permitted in the number specified in the original prescription. In addition, if a prescription refill is requested by the patient prior to the anticipated due date, such refills will be questioned. A lost, stolen, destroyed or spilled prescription/supply is documented and replaced to the extent necessary to honor the prescription, and will also cause a review or full investigation.

The exclusive central database contains all relevant data related to distribution of the drug and process of distributing it, including patient, physician and prescription information. Several queries and reports are run against the database to provide information which might reveal potential abuse of the sensitive drug, such as early refills.

BRIEF DESCRIPTION OF THE DRAWINGS

FIG. 1 is a block diagram of a computer system for use in implementing the system and method of the present invention.

FIGS. 2A, 2B and 2C are a flowchart describing a method for sensitive drug distribution at least partially utilizing a computer system such as that shown in FIG. 1.

FIG. 3 is a flowchart of a physician success program at least partially implemented on a computer system such as that shown in FIG. 1.

FIGS. 4A and 4B are a flowchart describing a method for handling refill requests at least partially utilizing a computer system such as that shown in FIG. 1.

FIG. 5 is a flowchart of a process for requesting special reimbursement when a patient is uninsured or underinsured at least partially utilizing a computer system as that shown in FIG. 1.

FIG. 6 is a flowchart of a process for inventory control at least partially utilizing a computer system such as that shown in FIG. 1.

FIG. 7 is a block diagram of database fields.

FIG. 8 is a block diagram showing a list of queries against the database fields.

FIG. 9 is a copy of one example prescription and enrollment form.

FIG. 10 is a copy of one example of a NORD application request form for patient financial assistance.

FIG. 11 is a copy of one example voucher request for medication for use with the NORD application request form of FIG. 10.

FIG. 12 is a copy of certificate of medical need.

FIGS. 13A, 13B and 13C are descriptions of sample reports obtained by querying a central database having fields represented in FIG. 7.

DETAILED DESCRIPTION OF THE INVENTION

In the following description, reference is made to the accompanying drawings that form a part hereof, and in which is shown by way of illustration specific embodiments in which the invention may be practiced. These embodiments are described in sufficient detail to enable those skilled in the art to practice the invention, and it is to be understood that other embodiments may be utilized and that structural, logical and electrical changes may be made without departing from the scope of the present invention. The following description is, therefore, not to be taken in a limited sense, and the scope of the present invention is defined by the appended claims.

The functions or algorithms described herein are implemented in software or a combination of software and human

ROX 1024

CBM of U.S. Patent No. 7,765,107

117 of 174

US 7,668,730 B2

3

implemented procedures in one embodiment. The software comprises computer executable instructions stored on computer readable media such as memory or other type of storage devices. The term "computer readable media" is also used to represent carrier waves on which the software is transmitted. Further, such functions correspond to modules, which are software, hardware, firmware of any combination thereof. Multiple functions are performed in one or more modules as desired, and the embodiments described are merely examples. The software is executed on a digital signal processor, ASIC, microprocessor, or other type of processor operating on a computer system, such as a personal computer, server or other computer system.

A sensitive drug is one which can be abused, or has addiction properties or other properties that render the drug sensitive. One example of such a drug is sodium oxybate, also known as gamma hydroxy butyrate (GHB $C_4H_7NaO_3$) which is useful for treatment of cataplexy in patients with narcolepsy. GHB is marketed under the trademark of Xyrem® (sodium oxybate oral solution), which trademark can be used interchangeably with GHB herein. Sensitive drugs also include narcotics or other drugs which require controls on their distribution and use to monitor behaviors to prevent abuse and adverse side effects.

In one embodiment, Xyrem® is subject to a restricted distribution program. One aspect of the program is to educate physicians and patients about the risks and benefits of Xyrem, including support via ongoing contact with patients and a toll free helpline. Initial prescriptions are filled only after a prescriber and patient have received and read the educational materials. Further, patient and prescribing physician registries are maintained and monitored to ensure proper distribution.

In a further embodiment, bulk sodium oxybate is manufactured at a single site, as is the finished drug product. Following manufacture of the drug product, it is stored at a facility compliant with FDA Schedule III regulations, where a consignment inventory is maintained. The inventory is owned by a company, and is managed by a central pharmacy, which maintains the consignment inventory. Xyrem® is distributed and dispensed through a primary and exclusive central pharmacy, and is not stocked in retail pharmacy outlets. It is distributed by overnight carriers, or by US mail in one embodiment to potentially invoke mail fraud laws if attempts of abuse occur.

FIG. 1 is a simplified block diagram of a computer system 100, such as a personal computer for implementing at least a portion of the methods described herein. A central processing unit (CPU) 110 executes computer programs stored on a memory 120. Memory 120 in one embodiment comprises one or more levels of cache as desired to speed execution of the program and access to data on which the programs operate. The CPU is directly coupled to memory 120 in one embodiment. Both CPU 110 and memory 120 are coupled to a bus 130. A storage 140, I/O 150 and communications 160 are also coupled to the bus 130. Storage 140 is usually a long term storage device, such as a disk drive, tape drive, DVD, CD or other type of storage device. In one embodiment, storage 140 is used to house a database for use with the present invention. I/O 150 comprises keyboards, sound devices, displays and other mechanisms by which a user interacts with the computer system 100. Communications 160 comprises a network, phone connection, local area network, wide area network or other mechanism for communicating with external devices. Such external devices comprise servers, other peer computers and other devices. In one embodiment, such external device comprises a database server that is used in place of the data-

4

base on storage 140. Other computer system architectures capable of executing software and interacting with a database and users may also be used. Appropriate security measures such as encryption are used to ensure confidentiality. Further, data integrity and backup measures are also used to prevent data loss.

FIGS. 2A, 2B and 2C represent an initial prescription order entry process for a sensitive drug, such as Xyrem. At 202, a medical doctor (MD) sends a Rx/enrollment form via mail, fax, email or other means to an intake/reimbursement specialist at 204, who makes a copy of the RX/enrollment form that is stamped "copy". The original fax is forwarded to a pharmacy team. The enrollment form contains prescriber information, prescription information, checkboxes for the prescriber indicating they have read materials, educated the patient, understand the use in treatment, and understand certain safety information, and also contains patient information.

The prescriber information contains standard contact information as well as license number, DEA number and physician specialty. Patient and prescription information includes name, social security number, date of birth, gender, contact information, drug identification, patient's appropriate dosage, and number of refills allowed, along with a line for the prescriber's signature. Patient insurance information is also provided.

There are two workflows involved at the pharmacy team, intake reimbursement 206 and pharmacy workflow 208, which may proceed in parallel or serially. The intake work flow 206 starts with an intake reimbursement specialist entering the patient and physician information into an application/database referred to as CHIPS, which is used to maintain a record of a client home infusion program (CHIP) for Xyrem®. A check is made to ensure the information is complete at 212. If not, at 214, an intake representative attempts to reach the MD or prescriber to obtain the missing information. If the missing information has not been obtained within a predetermined period of time, such as 24 hours at 216, the Rx/Enrollment form is sent back to the MD with a rejection explanation. A note is entered in CHIPS that the application was rejected.

If the information is complete at 212, the MD is contacted at 220 to verify receipt and accuracy of the patient's Rx. This contact is recorded in CHIPS. The intake and reimbursement specialist then sends a consent form and cover letter to the patient at 224. The insurance provider is contacted at 226 to verify coverage and benefits. At 228, a determination is made regarding coverage for the drug. If it is not available, it is determined at 230 whether the patient is willing and able to pay. If not, a process 232 is performed for handling patients who are uninsured or underinsured. In one embodiment, the process is referred to as a NORD process.

If the patient is willing and able to pay at 230, the patient is informed of the cost of the product and is given payment options at 234. At 236, once payment is received, the intake reimbursement specialist submits a coverage approval form with the enrollment form to the pharmacy team as notification to process the patient's prescription. If coverage is approved at 228, the intake reimbursement specialist also submits the coverage approval form at 238 with the enrollment form to the pharmacy team as notification to process the patient's prescription. Processing of the prescription is described below.

Upon receipt and initial processing of the prescription enrollment form and sending an original to the pharmacy work flow block 208, the patient is shipped a Xyrem® success packet via mail. In one embodiment, the Xyrem® success packet contains educational material for a patient that advises of the proper use, care and handling of the drug and conse-

ROX 1024

CBM of U.S. Patent No. 7,765,107

118 of 174

US 7,668,730 B2

5

quences of diversion at 268. The medical doctor's credentials are checked to determine if the physician has a current DEA license to prescribe controlled substances and if he or she has had any actions related to misuse/misprescribing of controlled drugs against him or her, within a predetermined time, such as three months at 270. If they have, a pharmacist holds the prescription until receiving a coverage approval form from the intake reimbursement specialist at 272.

If the credentials have not been recently checked, the pharmacist verifies the credentials and enters all findings in the database at 274. If the credentials are approved at 276, the physician is indicated as approved in a physician screen populated by information from the database at 280. The prescription is then held pending coverage approval at 282.

If any disciplinary actions are identified, as referenced at block 278, management of the pharmacy is notified and either approves processing of the prescription with continued monitoring of the physician, or processing of the prescription is not performed, and the physician is noted in the database as unapproved at 284. The MD is contacted by a pharmacist at 286, and informed that the patient's Rx cannot be processed. The enrollment form is then mailed back to the physician with cover letter reiteration that the prescription cannot be processed at 288. The patient is also sent a letter at 290 indicating that the prescription cannot be processed and the patient is instructed to contact their physician.

Actual filling of the approved prescription begins with receipt of the coverage approval form as indicated at 240. The patient is contacted by the pharmacy, such as by a technician to complete a technician section of a patient counseling checklist. If a pharmacist verifies that the program materials were not read at 242, the receipt of the material is confirmed at 244 and another call is scheduled to counsel the patient before the drug is shipped.

If the program materials were read at 242, the checklist is completed at 246 and the technician transfers the patient to the pharmacist who reviews the entire checklist and completes remaining pharmacist specified sections. At 248, the pharmacist indicates in the database that the patient counseling and checklist was successfully completed, indicating the date completed.

At 250, the pharmacist schedules the patient's shipment for the next business day or the next business day that the patient or designee is able to sign for the package. Further, as indicated at 252, the shipment must be sent to the patient's home address unless the patient is traveling or has moved. In that event, the pharmacist may determine that an exception may be made. The patient or the patient's designee who is at least 18 years old, must sign for the package upon delivery.

At 254, the pharmacist enters the prescription order in the database, creating an order number. The pharmacist then verifies at 256 the prescription and attaches a verification label to the hard copy prescription. At 258, a pick ticket is generated for the order and the order is forwarded to the pharmacy for fulfillment. The shipment is confirmed in the database at 260, the original Rx is filed with the pharmacy Rx's in numerical order at 262, and the order is shipped by USPS Express Mail 264. Use of the US mail invokes certain criminal penalties for unauthorized diversion. Optionally, other mail services may be used. Potential changes in the law may also bring criminal penalties into play. Following shipment, the patient is called by the central pharmacy to confirm that the prescription was received.

As noted at 266, for the sensitive drug, Xyrem, all inventory is cycle counted and reconciled with the database system quantities before shipments for the day are sent. This provides a very precise control of the inventor.

6

A physician success program materials request process begins at 310 in FIG. 3. At 320, the MD calls to the central pharmacy to request program materials. A special phone number is provided. MD demographics, DEA number, and data or request are entered into the database at 330. At 340, a request is made to ship the materials to the MD via a fulfillment website, or other mechanism. The request process ends at 350.

A refill request process begins at 402 in FIGS. 4A and 4B. There are two different paths for refills. A first path beginning at 404 involves generating report from the central database of patients with a predetermined number of days or product remaining. A second path beginning at 406 is followed when patient calls to request an early refill.

In the first path, a copy of the report is provided to an intake reimbursement specialist at 408. No sooner than 8 days before the medication depletion, a pharmacy technician contacts the patient at 410 to complete the pre-delivery checklist. At 412, if the patient is not reached, a message is left mentioning the depletion, and a return number at 414. A note is also entered into the database indicating the date the message was left at 416.

If the patient is reached at 412, the next shipment is scheduled at 418, the prescription is entered into the database creating an order at 420, the pharmacist verifies the prescription and attaches a verification label at 422 and the shipment is confirmed in the database at 424. Note at 426 that the inventory is cycle counted and reconciled with the database quantities before the shipments for a day or other time period are sent. A pick ticket is generated for the order and the order is forwarded for fulfillment at 428, with the first path ending at 430.

The second path, beginning at 406 results in a note code being entered into the database on a patient screen indicating an early refill request at 432. At 434, a sensitive drug problem identification and management risk diversion report may be completed, documented and distributed. The pharmacist evaluates the patient's compliance with therapy or possible product diversion, misuse or over-use at 436. In one embodiment, cash payers are also identified. The pharmacist then contacts the prescribing physician to alert them of the situation and confirm if the physician approves of the early refill at 438. If the physician does not approve as indicated at 440, the patient must wait until the next scheduled refill date to receive additional product as indicated at 442, and the process ends at 444.

If the physician approves at 440, the pharmacist enters a note in the database on a patient screen that the physician approves the request at 446. The pharmacist notifies an intake reimbursement specialist to contact the patient's insurance provider to verify coverage for the early refill at 448. If the insurance provider will pay as determined at 450, the specialist submits the coverage approval form as notification that the refill may be processed at 452. At 454, the pharmacy technician contacts the patient to schedule shipment of the product for the next business day, and the process of filling the order is continued at 456 by following the process beginning at 240.

If the insurance provider will not pay at 450, it is determined whether the patient is willing and/or able to pay at 458. If not, the patient must wait until the next scheduled refill date to receive additional product at 460. If it was determined at 458 that the patient was willing and able to pay, the patient is informed of the cost of the product and is given payment options at 462. Once payment is received as indicated at 464, the specialist submits a coverage approval form to the pharmacy team as notification that the refill request can be processed at 466. At 468, the pharmacy technician contacts the

ROX 1024

CBM of U.S. Patent No. 7,765,107

119 of 174

US 7,668,730 B2

7

patient to schedule shipment. The process of filling the order is continued at 470 by following the process beginning at 240.

A process, referred to as a NORD process in one embodiment is used to determine whether donated, third party funds are available for paying for prescriptions where neither insurance will, nor the patient can pay. The process begins at 510 upon determining that a patient is uninsured or underinsured. A reimbursement specialist explains the NORD program to the patient and faxes an application request form to NORD for the patient. At 515, the intake reimbursement specialist documents in the database that an application has been received through NORD. At 520, NORD mails an application to the patient within one business day.

A determination is made at 525 by NORD whether the patient is approved. If not, at 530, NORD sends a denial letter to the patient, and it is documented in the database at 540 that the patient was denied by NORD. If the patient is approved, NORD sends an acceptance letter to the patient and faxes a voucher to the central pharmacy (SDS in one embodiment) to indicate the approval at 545. At 550, an intake reimbursement specialist submits a coverage approval form to the pharmacy team as notification that the patient has been approved for coverage. The process of filling the order is continued at 555 by following the process beginning at 240.

An inventory control process is illustrated in FIG. 6 beginning at 610. Each week, a responsible person at the central pharmacy, such as the director of the pharmacy transfers inventory for the week's shipments to a segregated warehouse location for production inventory. At 620, a purchase order is generated for the inventory transferred to the production location and is sent, such as by fax, to a controller, such as the controller of the company that obtained approval for distribution and use of the sensitive drug. At 630, the controller invoices the central pharmacy for the product moved to production. The process ends at 640.

The central database described above is a relational database running on the system of FIG. 1, or a server based system having a similar architecture coupled to workstations via a network, as represented by communications 160. The database is likely stored in storage 140, and contains multiple fields of information as indicated at 700 in FIG. 7. The organization and groupings of the fields are shown in one format for convenience. It is recognized that many different organizations or schemas may be utilized. In one embodiment, the groups of fields comprise prescriber fields 710, patient fields 720, prescription fields 730 and insurance fields 740. For purposes of illustration, all the entries described with respect to the above processes are included in the fields. In further embodiments, no such groupings are made, and the data is organized in a different manner.

Several queries are illustrated at 800 in FIG. 8. There may be many other queries as required by individual state reporting requirements. A first query at 810 is used to identify prescriptions written by physician. The queries may be written in structured query language, natural query languages or in any other manner compatible with the database. A second query 820 is used to pull information from the database related to prescriptions by patient name. A third query 830 is used to determine prescriptions by frequency, and a n^{th} query finds prescriptions by dose at 840. Using query languages combined with the depth of data in the central database allows many other methods of investigating for potential abuse of the drugs. The central database ensures that all prescriptions, prescribers and patients are tracked and subject to such investigations. In further embodiments, the central database may

8

be distributed among multiple computers provided a query operates over all data relating to such prescriptions, prescribers and patients for the drug.

An example of one prescription and enrollment form is shown at 900 in FIG. 9. As previously indicated, several fields are included for prescriber information, prescription information and patient information.

FIG. 10 is a copy of one example NORD application request form 1000 used to request that an application be sent to a patient for financial assistance.

FIG. 11 is a copy of one example application 1100 for financial assistance as requested by form 1000. The form requires both patient and physician information. Social security number information is also requested. The form provides information for approving the financial assistance and for tracking assistance provided.

FIG. 12 is a copy of one example voucher request 1200 for medication for use with the NORD application request form of FIG. 10. In addition to patient and physician information, prescription information and diagnosis information is also provided.

FIGS. 13A, 13B and 13C are descriptions of sample reports obtained by querying a central database having fields represented in FIG. 7. The activities grouped by sales, regulatory, quality assurance, call center, pharmacy, inventory, reimbursement, patient care and drug information. Each report has an associated frequency or frequencies. The reports are obtained by running queries against the database, with the queries written in one of many query languages.

While the invention has been described with respect to a Schedule III drug, it is useful for other sensitive drugs that are DEA or Federally scheduled drugs in Schedule II-V, as well as still other sensitive drugs where multiple controls are desired for distribution and use.

The invention claimed is:

1. A computerized method of distributing a prescription drug under exclusive control of an exclusive central pharmacy, the method comprising:

receiving in a computer processor all prescription requests, for any and all patients being prescribed the prescription drug, only at the exclusive central pharmacy from any and all medical doctors allowed to prescribe the prescription drug, the prescription requests containing information identifying patients, the prescription drug, and various credentials of the any and all medical doctors;

requiring entering of the information into an exclusive computer database associated with the exclusive central pharmacy for analysis of potential abuse situations, such that all prescriptions for the prescription drug are processed only by the exclusive central pharmacy using only the exclusive computer database;

checking with the computer processor the credentials of the any and all doctors to determine the eligibility of the doctors to prescribe the prescription drug;

confirming with a patient that educational material has been read prior to shipping the prescription drug;

checking the exclusive computer database for potential abuse of the prescription drug;

mailing the prescription drug to the patient only if no potential abuse is found by the patient to whom the prescription drug is prescribed and the doctor prescribing the prescription drug;

confirming receipt by the patient of the prescription drug; and

ROX 1024

CBM of U.S. Patent No. 7,765,107

120 of 174

US 7,668,730 B2

9

generating with the computer processor periodic reports via the exclusive computer database to evaluate potential diversion patterns.

2. A computerized method of distributing a prescription drug under exclusive control of an exclusive central pharmacy, the method comprising:

receiving in a computer processor all prescription requests, for any and all patients being prescribed the prescription drug, only at the exclusive central pharmacy from any and all medical doctors allowed to prescribe the prescription drug, the prescription requests containing information identifying patients, the prescription drug, and various credentials of the any and all medical doctors;

entering the information into an exclusive computer database associated with the exclusive central pharmacy for analysis of potential abuse situations, such that all prescriptions for the prescription drug are processed only by the exclusive central pharmacy using only the exclusive computer database;

checking with the computer processor the credentials of the any and all doctors to determine the eligibility of the doctors to prescribe the prescription drug;

checking the exclusive computer database for potential abuse of the prescription drug;

mailing the prescription drug to a patient only if no potential abuse is found by the patient to whom the prescription drug is prescribed and the doctor prescribing the prescription drug;

confirming receipt by the patient of the prescription drug; and

generating with the computer processor periodic reports via the exclusive computer database to evaluate potential diversion patterns.

3. The method of claim 2 wherein the exclusive central pharmacy controls the exclusive computer database.

4. The method of claim 2 and further comprising selectively blocking shipment of the prescription drug to a patient.

5. The method of claim 2 wherein an abuse pattern is associated with a patient, and shipment is blocked upon such association.

6. The method of claim 2 wherein the prescription drug comprises gamma hydroxy butyrate (GHB).

7. A computerized method of distributing a prescription drug under control of an exclusive central pharmacy, the method comprising:

receiving in a computer processor prescription requests, for any and all patients being prescribed the prescription drug, only at the central pharmacy from any and all authorized prescribers allowed to prescribe the prescription drug, the prescription requests containing information identifying patients, the prescription drug, and various credentials of the any and all authorized prescribers;

entering the information into an exclusive computer database under exclusive control of the central pharmacy for analysis of potential abuse situations, wherein the use of the exclusive computer database is required for distribution of the prescription drug, such that all prescriptions for the prescription drug are processed only by the exclusive central pharmacy using only the exclusive computer database;

checking with the computer processor the credentials of the any and all authorized prescribers to determine the eligibility of the prescribers to prescribe the prescription drug;

10

confirming with a patient that educational material has been read prior to providing the prescription drug to the patient;

requiring checking of the exclusive computer database for potential abuse associated with the patient and the authorized prescriber;

providing the prescription drug to the patient only provided information in the exclusive computer database is not indicative of potential abuse by the patient to whom the prescription drug is prescribed and the authorized prescriber of the prescription drug;

confirming receipt by the patient of the prescription drug; and

generating with the computer processor periodic reports via the exclusive computer database to evaluate potential diversion patterns.

8. A computerized method of distributing gamma hydroxy butyrate (GHB) under control of an exclusive central pharmacy, the method comprising:

receiving in a computer processor prescription requests for GHB, for any and all patients being prescribed GHB, only at the central pharmacy from any and all authorized prescribers allowed to prescribe GHB, the prescription requests for GHB containing information identifying patients and various credentials of the any and all authorized prescribers;

entering the information into an exclusive computer database under exclusive control of the central pharmacy for analysis of potential abuse situations, wherein the use of the exclusive computer database is required for distribution of GHB, such that all prescriptions for GHB are processed only by the exclusive central pharmacy using only the exclusive computer database;

checking with the computer processor the credentials of the any and all authorized prescribers to determine the eligibility of the prescribers to prescribe GHB;

confirming with the patient that GHB educational material has been read prior to providing GHB to the patient a first time;

requiring checking of the exclusive computer database for potential GHB abuse associated with the patient;

providing GHB to the patient only provided information in the exclusive computer database is not indicative of potential abuse by the patient to whom GHB is prescribed and the authorized prescriber of the GHB;

confirming receipt by the patient of the GHB; and

generating with the computer processor periodic reports via the exclusive computer database to evaluate potential GHB diversion patterns.

9. A computerized method of distributing gamma hydroxy butyrate (GHB) under control of an exclusive central pharmacy, the method comprising:

receiving in a computer processor prescription requests for GHB, for any and all patients being prescribed GHB, only at the central pharmacy from any and all authorized prescribers allowed to prescribe GHB, the prescription requests containing information identifying patients and various credentials of the any and all authorized prescribers;

entering the information into an exclusive computer database under exclusive control of the central pharmacy for analysis of potential abuse situations, wherein the use of the exclusive computer database is required for distribution of GHB, such that all prescriptions for GHB are processed only by the exclusive central pharmacy using only the exclusive computer database;

ROX 1024

CBM of U.S. Patent No. 7,765,107

121 of 174

US 7,668,730 B2

11

checking with the computer processor the credentials of the any and all authorized prescribers to determine the eligibility of the prescribers to prescribe GHB;
 confirming with the patient that GHB educational material has been read prior to providing GHB to the patient a first time;
 requiring checking of the exclusive computer database for potential GHB abuse associated with the patient;
 mailing GHB to the patient only provided information in the exclusive computer database is not indicative of potential abuse by the patient to whom GHB is prescribed and the authorized prescriber of the GHB;
 confirming receipt by the patient of the GHB; and
 generating with the computer processor periodic reports via the exclusive computer database to evaluate potential GHB diversion patterns.

10. A computerized method of distributing gamma hydroxy butyrate (GHB) under control of an exclusive central pharmacy, the method comprising:

manufacturing GHB;
 providing manufactured GHB only to the exclusive central pharmacy;
 receiving in a computer processor all prescription requests for GHB, for any and all patients being prescribed GHB, only at the central pharmacy from any and all authorized prescribers allowed to prescribe GHB, the prescription requests containing information identifying patients and various credentials of the any and all authorized prescribers;
 entering the information into an exclusive computer database under exclusive control of the central pharmacy for analysis of potential abuse situations, wherein the use of the exclusive computer database is required for distribution of GHB, such that all prescriptions for GHB are processed only by the exclusive central pharmacy using only the exclusive computer database;
 checking with the computer processor the credentials of the any and all authorized prescribers to determine the eligibility of the prescribers to prescribe GHB;
 confirming with the patient that GHB educational material has been read prior to providing GHB to the patient a first time;
 requiring checking of the exclusive computer database for potential GHB abuse associated with the patient;

12

mailing GHB to the patient only provided information in the exclusive computer database is not indicative of potential abuse by the patient to whom GHB is prescribed and the doctor prescribing the GHB;
 confirming receipt by the patient of the GHB; and
 generating with the computer processor periodic reports via the exclusive computer database to evaluate potential GHB diversion patterns.

11. A computerized method of distributing a prescription drug under control of an exclusive central pharmacy, the method comprising:

receiving in a computer processor all prescription requests, for any and all patients being prescribed the prescription drug, only at the central pharmacy from any and all authorized prescribers allowed to prescribe the prescription drug, the prescription requests containing information identifying patients, the prescription drug, and various credentials of the any and all authorized prescribers;

entering the information into an exclusive computer database under exclusive control of the central pharmacy for analysis of potential abuse situations, wherein the use of the exclusive computer database is required for distribution of the prescription drug, such that all prescriptions for the prescription drug are processed only by the exclusive central pharmacy using only the exclusive computer database;

checking with the computer processor the credentials of the any and all authorized prescribers to determine the eligibility of the prescribers to prescribe the prescription drug;

confirming with the patient that educational material has been read prior to providing the prescription drug to the patient;

requiring checking of the exclusive computer database for potential abuse by the patient to whom the prescription drug is prescribed and the authorized prescriber allowed to prescribe the prescription drug;

providing the prescription drug to the patient only provided information in the exclusive computer database is not indicative of potential abuse by the patient to whom the prescription drug is prescribed and the authorized prescriber allowed to prescribe the prescription drug; and
 confirming receipt by the patient of the prescription drug.

* * * * *

EXHIBIT D

(10) **Patent No.:** **US 7,765,106 B2**
(45) **Date of Patent:** ***Jul. 27, 2010**

6,021,392	A	2/2000	Lester et al.
6,045,501	A	4/2000	Elsayed et al.
6,055,507	A	4/2000	Cunningham
6,112,182	A	8/2000	Akers et al.
6,315,720	B1	11/2001	Williams et al.
6,347,329	B1	2/2002	Evans
6,564,121	B1	5/2003	Wallace et al.
6,687,676	B1	2/2004	Denny
6,755,784	B2	6/2004	Williams et al.
6,952,681	B2	10/2005	McQuade et al.
7,058,584	B2	6/2006	Kosinski et al.

This patent is subject to a terminal disclaimer.

(Continued)

(21) Appl. No.: 10/979,665

OTHER PUBLICATIONS

(22) Filed: Nov. 2, 2004

NASCSA National Conference, (Nov. 2000), 8 pages.

(65) **Prior Publication Data**

(Continued)

US 2005/0090425 A1 Apr. 28, 2005

Primary Examiner—Gerald J. O'Connor

Assistant Examiner—Lena Najarian

(74) *Attorney, Agent, or Firm*—Schwegman, Lundberg & Woessner, P.A.

Related U.S. Application Data

(62) Division of application No. 10/322,348, filed on Dec. 17, 2002, now Pat. No. 7,668,730.

(57) **ABSTRACT**

(51) **Int. Cl.**
G06Q 10/00 (2006.01)

(52) U.S. Cl. 705/2; 705/3

(58) **Field of Classification Search** 705/2,
705/3

See application file for complete search history.

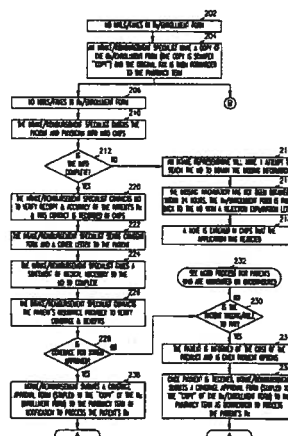
(56) **References Cited**

U.S. PATENT DOCUMENTS

3,556,342	A	1/1971	Guarr	
4,847,764	A	7/1989	Halvorson	
4,976,351	A	12/1990	Mangini et al.	
5,737,539	A	4/1998	Edelson et al.	
5,845,255	A	12/1998	Mayaud	705/3
5,924,074	A	7/1999	Evans	705/3

A drug distribution system and method utilizes a central pharmacy and database to track all prescriptions for a sensitive drug. Information is kept in the database regarding all physicians allowed to prescribe the sensitive drug, and all patients receiving the drug. Abuses are identified by monitoring data in the database for prescription patterns by physicians and prescriptions obtained by patients. Further verification is made that the physician is eligible to prescribe the drug by consulting a separate database, and optionally whether any actions are taken against the physician. Multiple controls beyond those for normal drugs are imposed on the distribution depending on the sensitivity of the drug.

8 Claims, 16 Drawing Sheets



US 7,765,106 B2

Page 2

U.S. PATENT DOCUMENTS

7,668,730 B2 2/2010 Reardon et al.
 2001/0001144 A1 5/2001 Kapp
 2001/0042050 A1 11/2001 Fletcher et al.
 2001/0047281 A1 11/2001 Keresman, III et al.
 2002/0010661 A1 1/2002 Waddington et al.
 2002/0032581 A1 3/2002 Reitberg
 2002/0032582 A1 3/2002 Feeney, Jr. et al.
 2002/0042725 A1 4/2002 Mayaud
 2002/0042762 A1 4/2002 McQuade et al.
 2002/0052762 A1 5/2002 Kobylevsky et al.
 2002/0161607 A1 10/2002 Subich
 2002/0177232 A1 11/2002 Melker et al.
 2003/0033168 A1 2/2003 Califano et al.
 2003/0046110 A1 3/2003 Gogolak
 2003/0050802 A1 3/2003 Jay et al.
 2003/0093295 A1 5/2003 Lilly et al.
 2003/0110060 A1 6/2003 Clementi
 2003/0127508 A1 7/2003 Jones
 2003/0144876 A1 7/2003 Kosinski et al.
 2003/0160698 A1 8/2003 Andreasson et al.
 2003/0197366 A1 10/2003 Kusterbeck
 2003/0229519 A1 12/2003 Eidex et al.
 2003/0233256 A1 12/2003 Cardenas et al.
 2004/0008123 A1 1/2004 Carrender et al.
 2004/0019567 A1 1/2004 Hecceg et al.
 2004/0019794 A1 1/2004 Moradi et al.
 2004/0078237 A1 4/2004 Kaafarani et al.
 2004/0107117 A1 6/2004 Denny
 2004/0117126 A1 6/2004 Fetterman et al.
 2004/0122712 A1 6/2004 Hill, Sr. et al.
 2004/0122713 A1 6/2004 Hill, Sr. et al.
 2004/0162740 A1 8/2004 Ericsson et al.
 2004/0176985 A1 9/2004 Lilly et al.
 2005/0216309 A1 9/2005 Reardan et al.
 2005/0222874 A1 10/2005 Reardan et al.

OTHER PUBLICATIONS

"Diversion Prevention Through Responsible Distribution", *NADDI Regional Training*, (May 2001), 12 pages.
 "Diversion Prevention Through Responsible Distribution", *NADDI Regional Training Tennessee*, (Jun. 2001), 14 Pages.
 "Diversion Prevention Through Responsible Distribution", *NADDI National Conference*, (Nov. 2001), 15 pages.
 "Peripheral and Central Nervous System Drugs Advisory Committee", *Department of Health and Human Services Food and Drug Administration*.
Center for Drug Evaluation and Research, Holiday Inn, Bethesda, Maryland, (Jun. 6, 2001), 7 pages.
 "Peripheral and Central Nervous System Drugs Advisory Committee", *Department of Health and Human Services Food and Drug Administration Center for Drug Evaluation and Research*, Holiday Inn, Bethesda, Maryland, (Jun. 6, 2001), 7 pages.
 "Preliminary Amendment Pursuant to 37 CFR 1.115 filed Jun. 17, 2005 in U.S. Appl. No. 11/104,013".
 "System for Thalidomide Education and Prescribing Safety (S.T.E.P.S.) Starter Kit", *Celgene Corporation*, (2001), 103 pgs.

"An Interview with Orphan Medical about Xyrem", http://www.talkaboutsleap.com/sleepdisorders/archives/Narcolepsy_xyrem_interview.htm, (Feb. 12, 2001), 3 pgs.
 Ukens, C., "Specialty Pharmacy", *Drug Topics*, 144, (Jun. 5, 2000), 40-47.
 "U.S. Appl. No. 10/322,348, Advisory Action mailed Feb. 5, 2007", 3 pgs.
 "U.S. Appl. No. 10/322,348, Amendment and Response to Final Office Action mailed Jan. 17, 2007", 17 pgs.
 "U.S. Appl. No. 10/322,348, Amendment and Response to Final Office Action mailed Feb. 29, 2006", 11 pgs.
 "U.S. Appl. No. 10/322,348, Final Office Action mailed Oct. 18, 2006", 14 pgs.
 "U.S. Appl. No. 10/322,348, Final Office Action mailed Dec. 29, 2005", 11 pgs.
 "U.S. Appl. No. 10/322,348, Non Final Office Action mailed Jun. 17, 2005", 26 pgs.
 "U.S. Appl. No. 10/322,348, Non Final Office Action mailed Jun. 29, 2005", 12 pgs.
 "U.S. Appl. No. 10/322,348, Non Final Office Action Response mailed Aug. 8, 2006", 10 pgs.
 "U.S. Appl. No. 10/322,348, Preliminary Amendment mailed Sep. 30, 2004", 11 pgs.
 "U.S. Appl. No. 10/731,915 Non Final Office Action mailed Oct. 5, 2004", 21 pgs.
 "U.S. Appl. No. 10/731,915, Non Final Office Action mailed Aug. 12, 2005", 22 pgs.
 "U.S. Appl. No. 10/731,915, Non Final Office Action Response mailed Feb. 2, 2005", 17 pgs.
 "U.S. Appl. No. 10/322,348, Non Final Office Action mailed Jun. 19, 2006", 18 pgs.
 "U.S. Appl. No. 11/097,651, Preliminary Amendment mailed Apr. 1, 2005", 6 pgs.
 "U.S. Appl. No. 11/097,651, Non-Final Office Action mailed May 29, 2009", 21 pgs.
 "U.S. Appl. No. 10/322,348, Appeal Brief filed May 21, 2007", 32 pgs.
 "U.S. Appl. No. 10/322,348, Examiner Interview Summary mailed Oct. 21, 2009", 3 pgs.
 "U.S. Appl. No. 10/322,348, Notice of Allowance mailed Dec. 31, 2009", 16 pgs.
 "U.S. Appl. No. 10/322,348, Reply Brief filed Dec. 3, 2007", 4 pgs.
 "U.S. Appl. No. 10/322,348, Response filed Sep. 29, 2005 to Non Final Office Action mailed Jun. 29, 2005", 19 pgs.
 "U.S. Appl. No. 11/097,651, Non-Final Office Action mailed Mar. 3, 2010", 19 Pgs.
 "U.S. Appl. No. 11/097,651, Final Office Action mailed Nov. 12, 2009", 14 pgs.
 "U.S. Appl. No. 11/097,651, Response filed Feb. 9, 2010 to Final Office Action mailed Nov. 12, 2009", 11 pgs.
 "U.S. Appl. No. 11/097,651, Response filed Sep. 17, 2009 to Non Final Office Action mailed May 29, 2009", 10 pgs.
 "U.S. Appl. No. 11/097,985, Non Final Office Action mailed Sep. 14, 2009", 22 pgs.
 "U.S. Appl. No. 11/097,985, Preliminary Amendment mailed Apr. 1, 2005", 7 pgs.
 "U.S. Appl. No. 11/097,985, Response filed Nov. 3, 2009 to Non Final Office Action mailed Sep. 14, 2009", 15 pgs.

ROX 1024

CBM of U.S. Patent No. 7,765,107

125 of 174

U.S. Patent

Jul. 27, 2010

Sheet 1 of 16

US 7,765,106 B2

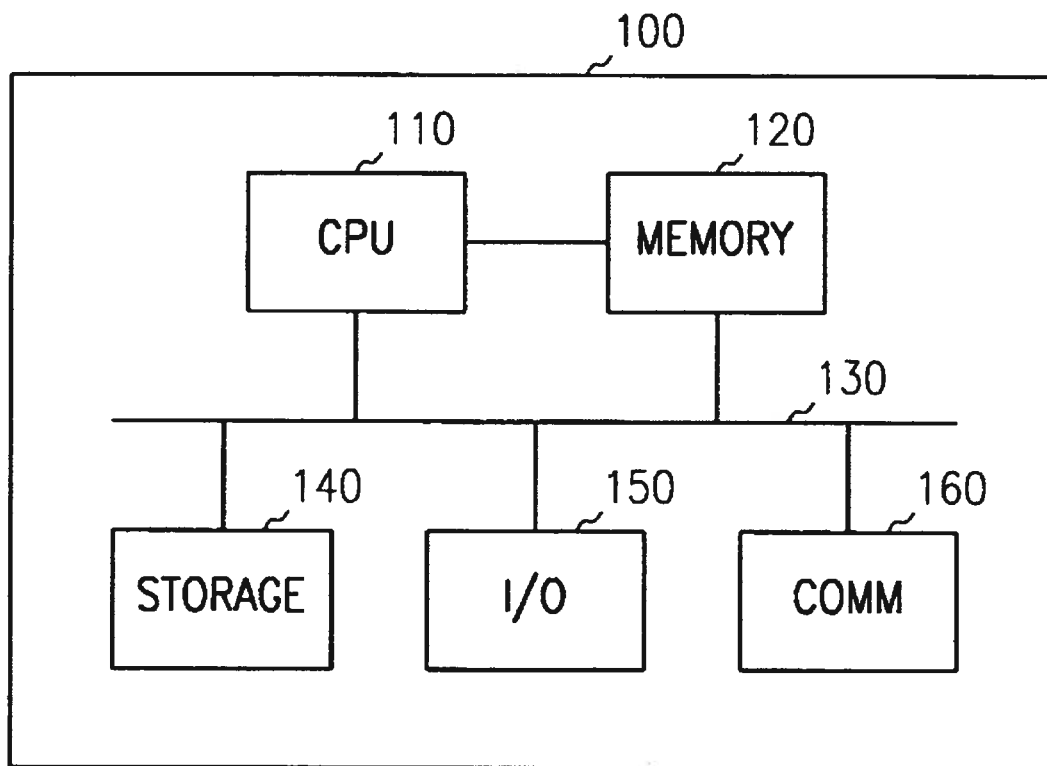


FIG. 1

U.S. Patent

Jul. 27, 2010

Sheet 2 of 16

US 7,765,106 B2

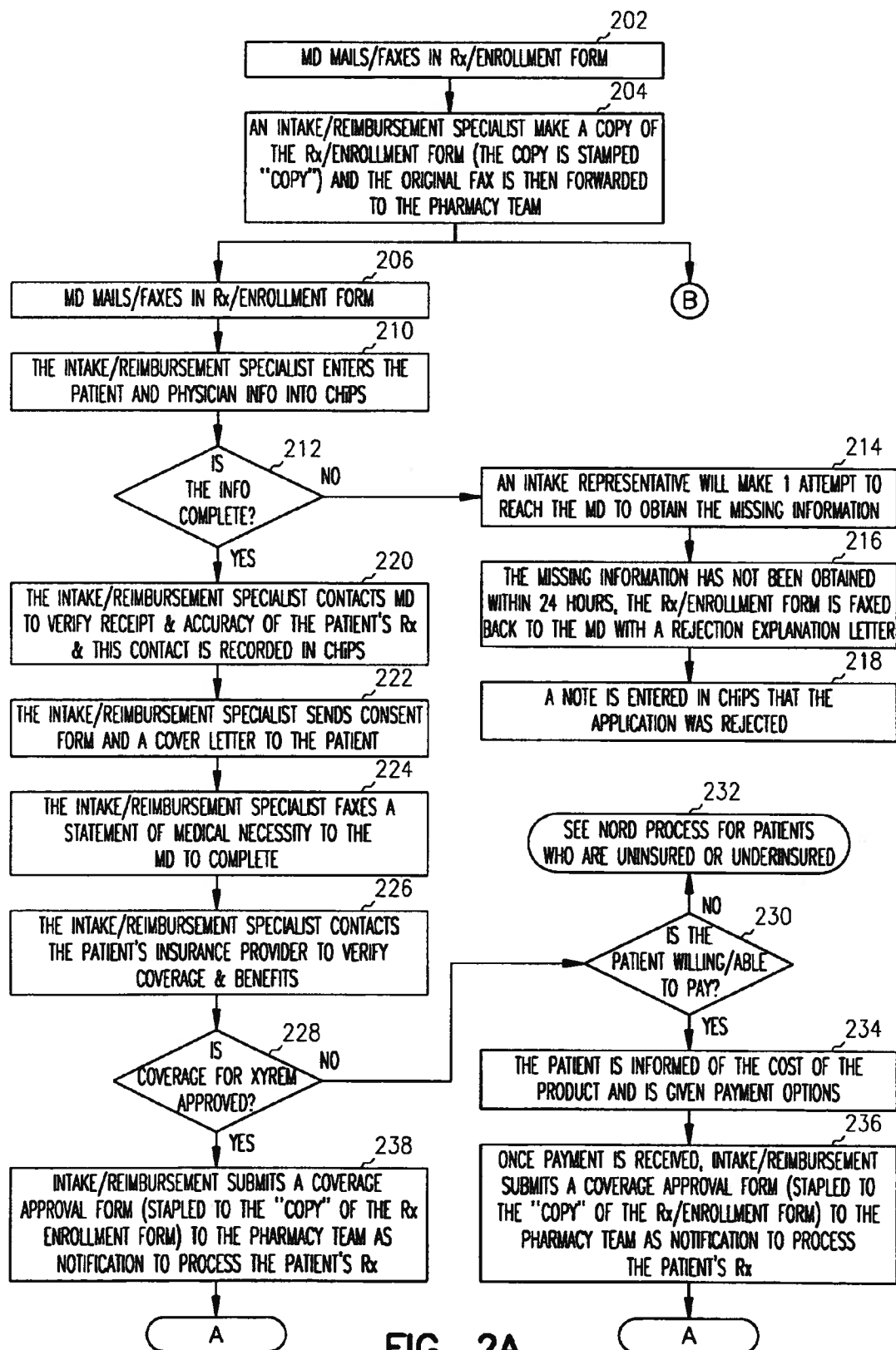


FIG. 2A

A

ROX 1024

CBM of U.S. Patent No. 7,765,107

127 of 174

U.S. Patent

Jul. 27, 2010 Sheet 3 of 16

US 7,765,106 B2

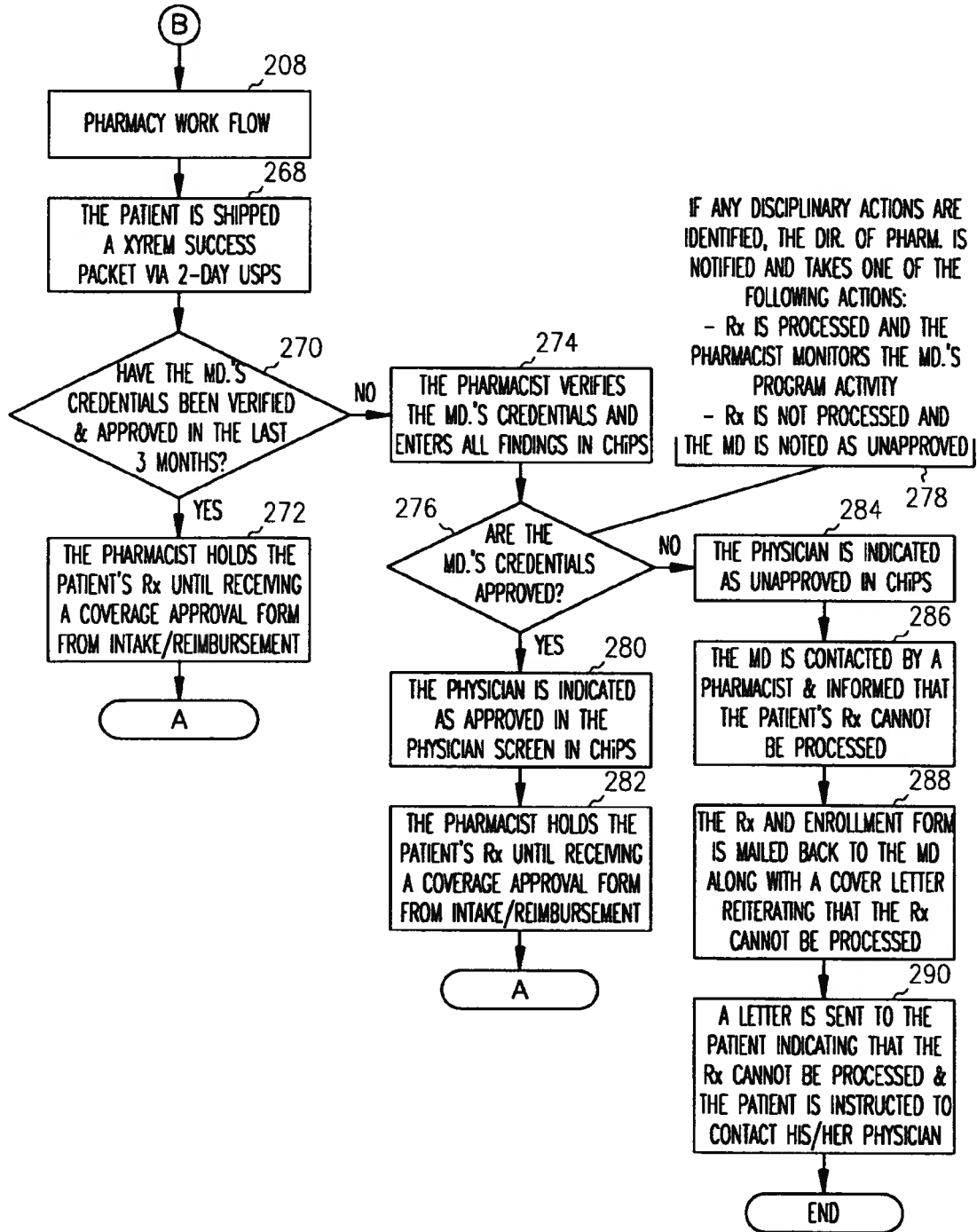


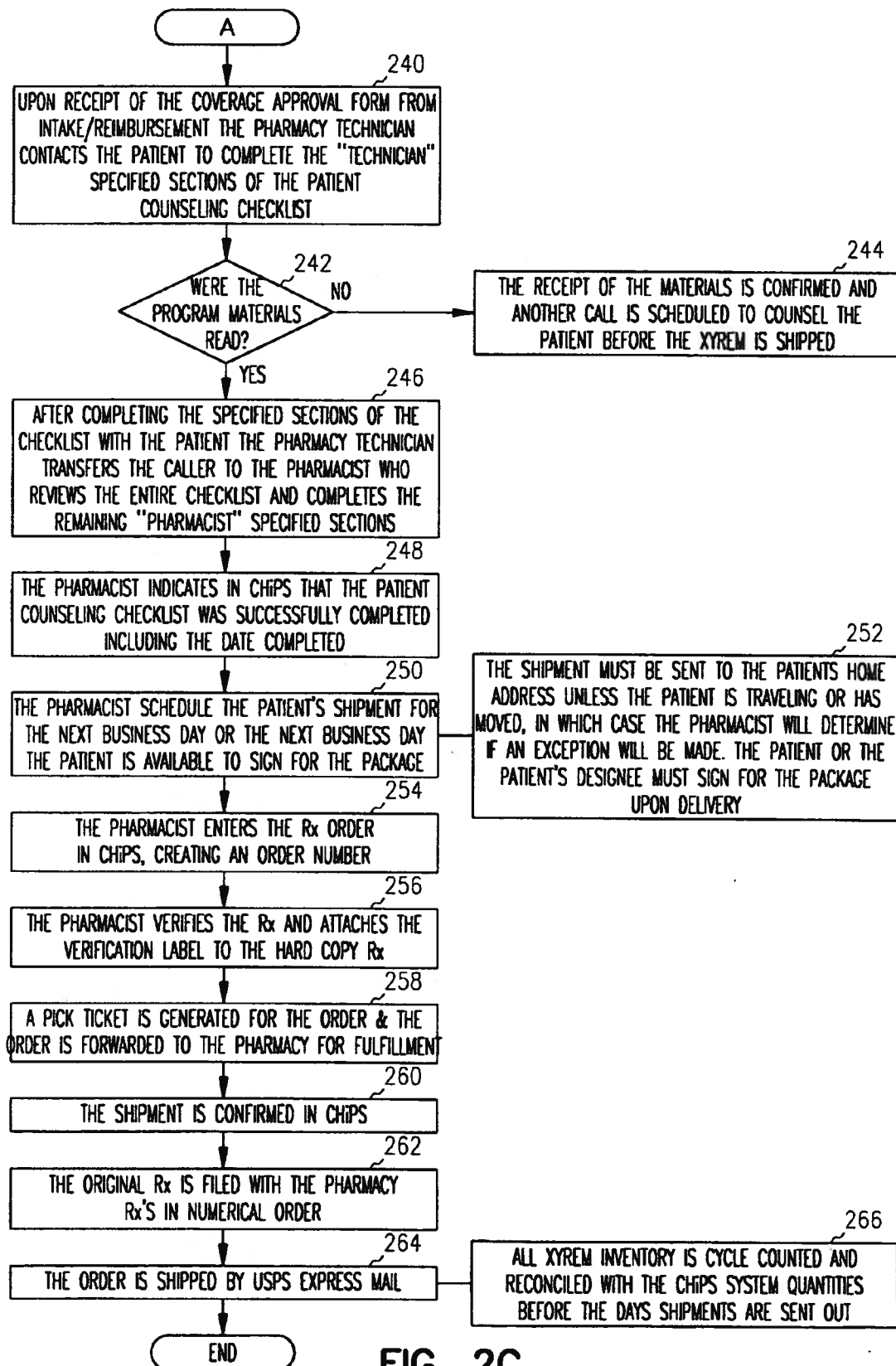
FIG. 2B

U.S. Patent

Jul. 27, 2010

Sheet 4 of 16

US 7,765,106 B2



ROX 1024

CBM of U.S. Patent No. 7,765,107

129 of 174

U.S. Patent

Jul. 27, 2010

Sheet 5 of 16

US 7,765,106 B2

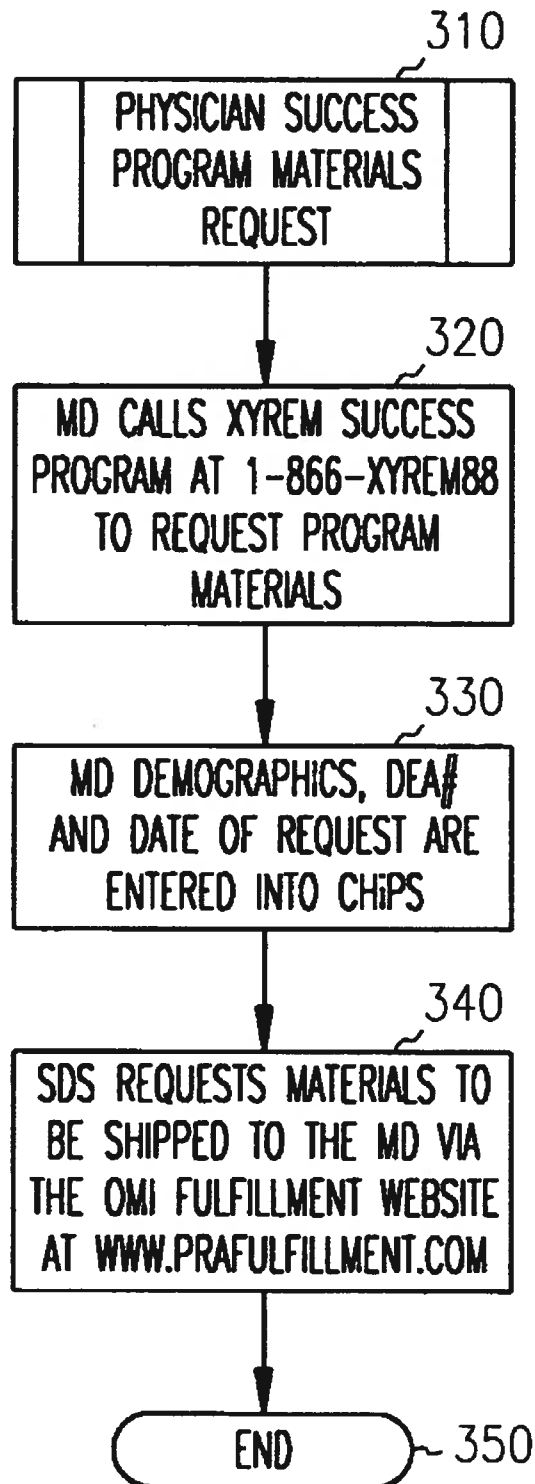


FIG. 3

U.S. Patent

Jul. 27, 2010

Sheet 6 of 16

US 7,765,106 B2

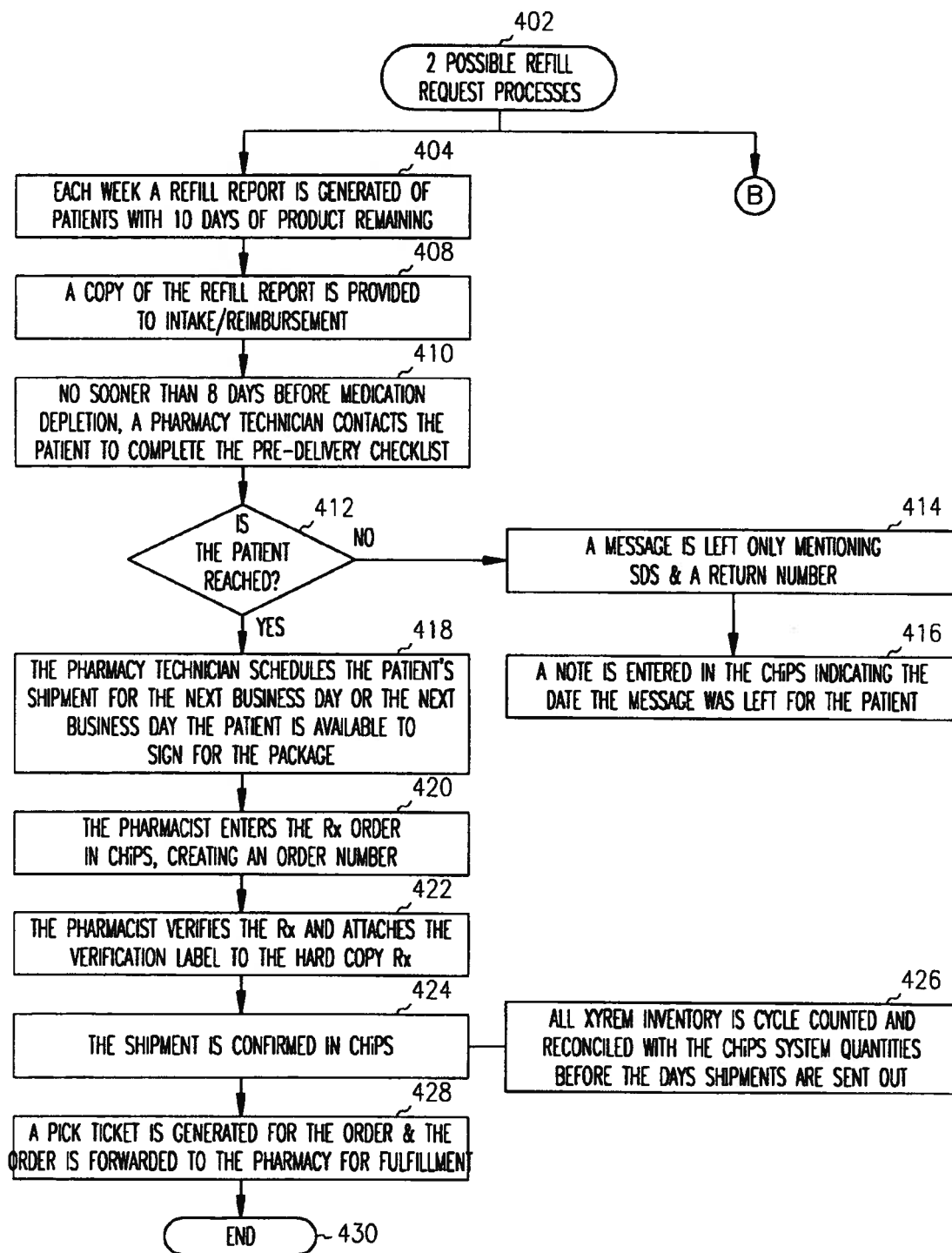


FIG. 4A

U.S. Patent

Jul. 27, 2010

Sheet 7 of 16

US 7,765,106 B2

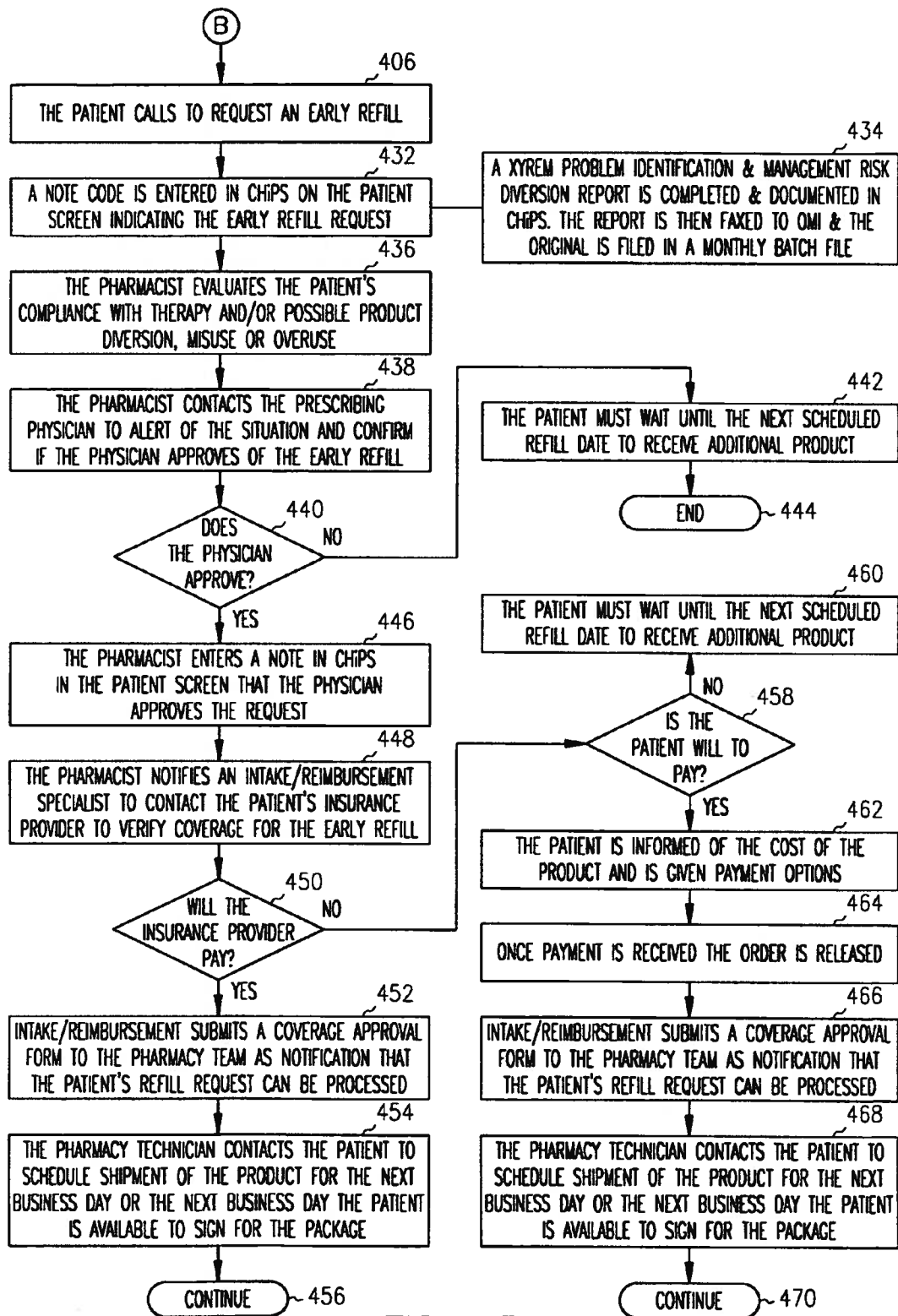


FIG. 4B

ROX 1024

CBM of U.S. Patent No. 7,765,107

132 of 174

U.S. Patent

Jul. 27, 2010

Sheet 8 of 16

US 7,765,106 B2

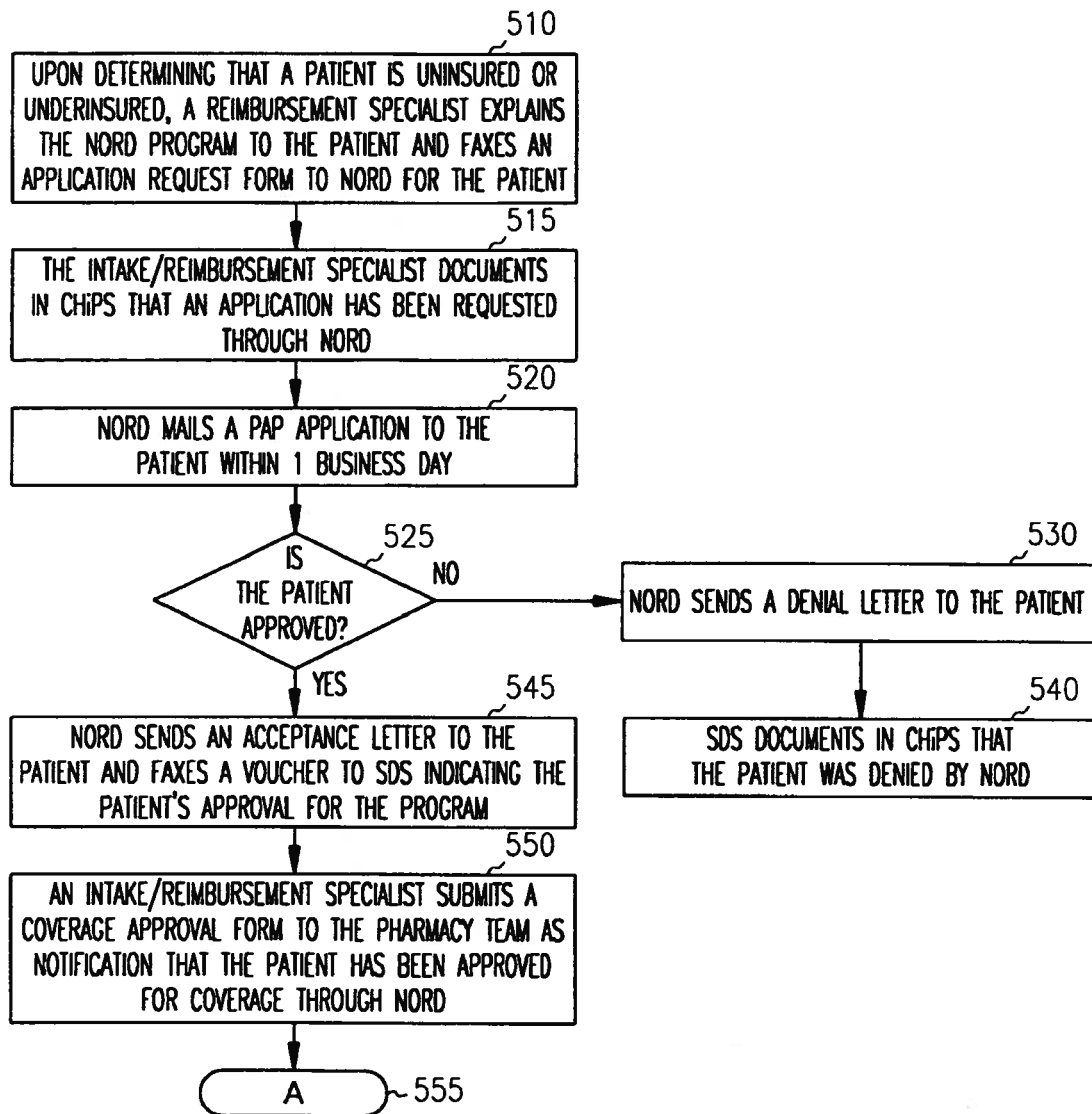


FIG. 5

U.S. Patent

Jul. 27, 2010

Sheet 9 of 16

US 7,765,106 B2

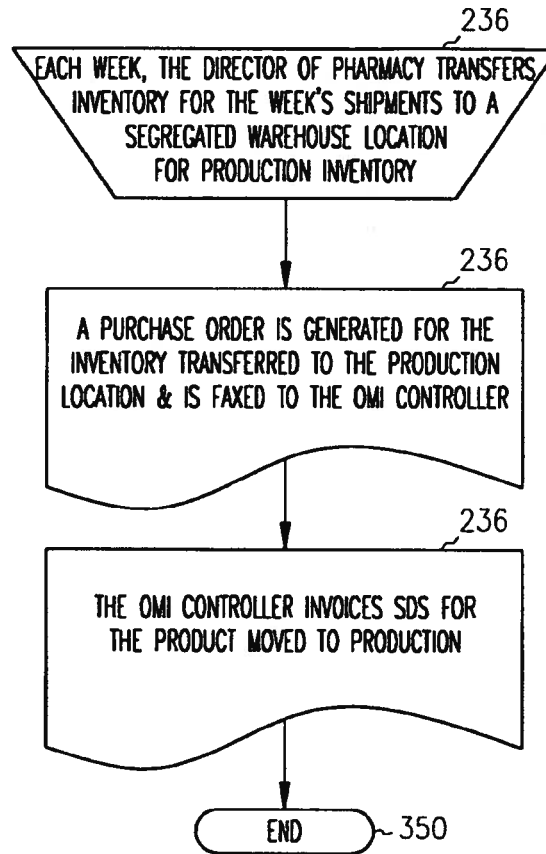


FIG. 6

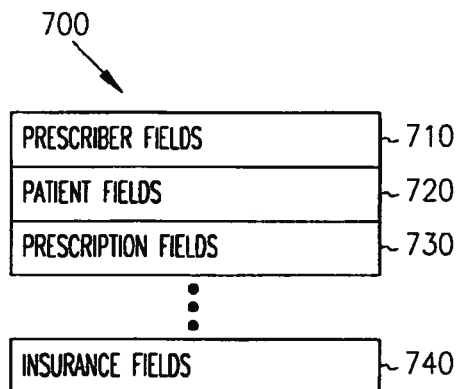


FIG. 7

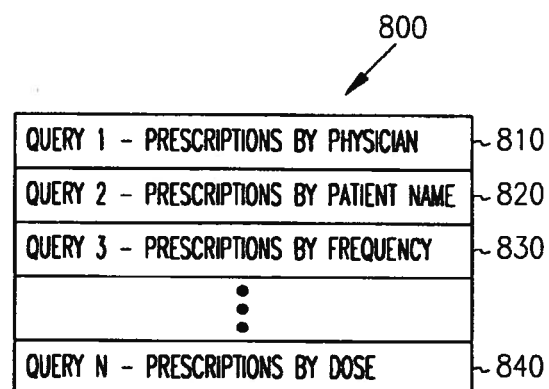


FIG. 8

U.S. Patent

Jul. 27, 2010

Sheet 10 of 16

US 7,765,106 B2

900 ↙

PRESCRIPTION AND ENROLLMENT FORM

PRESCRIBER INFORMATION	
PRESCRIBER'S NAME: _____	OFFICE CONTACT: _____
STREET ADDRESS: _____	
CITY: _____	STATE: _____ ZIP: _____
PHONE: _____	FAX: _____
LICENSE NUMBER: _____	DEA NUMBER: _____
MD SPECIALTY: _____	

PRESCRIPTION FORM	
PATIENT NAME: _____	SS#: _____ DOB: _____ SEX M / F
ADDRESS: _____	
CITY: _____	STATE: _____ ZIP: _____
Rx: XYREM ORAL SOLUTION (500 mg/mL) 180 ML BOTTLE QUANTITY: _____ MONTHS SUPPLY	
SIG: TAKE _____ GMS P.O. DILUTED IN 60 mL WATER AT H.S. AND THEN AGAIN 2 1/2 TO 4 HOURS LATER	
REFILLS (CIRCLE ONE): 0 1 2 (MAXIMUM OF 3 MONTH SUPPLY)	
DATE: ____/____/____	
PRESCRIBER'S SIGNATURE	
<div style="display: flex; justify-content: space-between;"> <div>PHYSICIAN DECLARATION—PLEASE CHECK EACH BOX</div> <div>TO BE COMPLETED AT INITIAL PRESCRIPTION ONLY</div> </div> <div style="margin-top: 5px;"> <input type="checkbox"/> I HAVE READ THE MATERIALS IN THE XYREM PHYSICIAN SUCCESS PROGRAM <input type="checkbox"/> I VERIFY THAT THE PATIENT HAS BEEN EDUCATED WITH RESPECT TO XYREM PREPARATION, DOSING AND SCHEDULING. <input type="checkbox"/> I UNDERSTAND THAT XYREM IS APPROVED FOR THE TREATMENT OF CATAPLEXY IN PATIENTS WITH NARCOLEPSY, AND THAT SAFETY OR EFFICACY HAS NOT BEEN ESTABLISHED FOR ANY OTHER INDICATION. <input type="checkbox"/> I UNDERSTAND THAT THE SAFETY OF DOSES GREATER THAN 9gm/DAY HAS NOT BEEN ESTABLISHED </div>	

PATIENT INFORMATION	
BEST TIME TO CONTACT PATIENT: <input type="checkbox"/> DAY <input type="checkbox"/> NIGHT	
DAY #: _____	EVENING #: _____
INSURANCE COMPANY NAME: _____	PHONE #: _____
INSURED'S NAME: _____	RELATIONSHIP TO PATIENT: _____
IDENTIFICATION NUMBER: _____	POLICY/GROUP NUMBER: _____
PRESCRIPTION CARD: <input type="checkbox"/> NO <input type="checkbox"/> YES IF YES, CARRIER: _____ POLICY #: _____ GROUP: _____	
PLEASE ATTACH COPIES OF PATIENT'S INSURANCE CARDS	

FAX COMPLETED FORM TO XYREM SUCCESS PROGRAM (TOLL-FREE) 1-866-470-1744
 FOR INFORMATION, CALL THE XYREM TEAM (TOLL FREE) AT 1-866-XYREM88 (1-866-997-3688)

FIG. 9

U.S. Patent

Jul. 27, 2010

Sheet 11 of 16

US 7,765,106 B2

1000



PATIENT ASSISTANCE APPLICATION REQUEST FORM

DATE:

TO: PATIENT ASSISTANCE ORGANIZATION

FROM: SDS

FAX #: 203-798-2291

PLEASE SEND A XYREM PATIENT ASSISTANCE PROGRAM APPLICATION TO:

PATIENT NAME _____

ADDRESS _____

TELEPHONE: () _____

PATIENT DOSAGE: _____ (GRAMS) TWICE NIGHTLY FOR A TOTAL DOSAGE OF _____ (GRAMS)

_____ BOTTLES (THREE MONTHS SUPPLY)

BACKGROUND INFORMATION:

FIG. 10

U.S. Patent

Jul. 27, 2010

Sheet 12 of 16

US 7,765,106 B2

SENSITIVE DRUG PATIENT ASSISTANCE PROGRAM
VOUCHER REQUEST FOR MEDICATION

1100

PATIENT INFORMATION

<FIRST NAME><LAST NAME>
 <ADDRESS 1>
 <ADDRESS 2>
 <CITY, STATE ZIP CODE>

PHONE: <123-456-7890

DOB: 01/01/1900

SSN: 123-45-6789

DRUG ALLOTMENT: 100%

LRD: 03/01/2001

PHYSICIAN INFORMATION

<PHYSICIAN NAME>
 <ADDRESS 1>
 <ADDRESS 2>
 <CITY, STATE ZIP CODE>

PHONE: <123-456-7890

CASE CODE: *****

FIRST SHIPMENT THIS YEAR

DRUG	QUANTITY
XYREEM 180ml btl	1

VALIDATION DATE:	03/01/2001
EXPIRATION DATE:	05/31/2001
ISSUE DATE:	03/15/2001
APPROVED _____	

PHARMACY USE

WORD COPY

(DETACH HERE)

PATIENT INFORMATION

<FIRST NAME><LAST NAME>
 <ADDRESS 1>
 <ADDRESS 2>
 <CITY, STATE ZIP CODE>

PHONE: <123-456-7890

DOB: 01/01/1900

SSN: 123-45-6789

DRUG ALLOTMENT: 100%

LRD: 03/01/2001

PHYSICIAN INFORMATION

<PHYSICIAN NAME>
 <ADDRESS 1>
 <ADDRESS 2>
 <CITY, STATE ZIP CODE>

PHONE: <123-456-7890

CASE CODE: *****

FIRST SHIPMENT THIS YEAR

DRUG	QUANTITY
XYREM 180ml btl	1

VALIDATION DATE:	03/01/2001
EXPIRATION DATE:	05/31/2001
ISSUE DATE:	03/15/2001
APPROVED _____	

PHARMACY USE

FIG. 11

ROX 1024

CBM of U.S. Patent No. 7,765,107

137 of 174

U.S. Patent

Jul. 27, 2010

Sheet 13 of 16

US 7,765,106 B2

1200



**SENSITIVE DRUG PHYSICIAN'S CERTIFICATE
OF MEDICAL NEED**

PATIENT INFORMATION

DATE: _____

NAME: _____
LAST FIRST M

DATE OF BIRTH: _____

DRUG BEING PRESCRIBED: XYREM

DIAGNOSIS/CONDITION FOR WHICH DRUG IS BEING PRESCRIBED: _____

ICD-9: _____

PHYSICIAN INFORMATION

PHYSICIAN'S NAME (PLEASE PRINT): _____

PHYSICIAN'S SIGNATURE: _____ DATE: _____

PLEASE FAX BACK TO SENSITIVE DRUG SUCCESS PROGRAM: (1-800-TOLL FREE NUMBER)

FIG. 12

U.S. Patent

Jul. 27, 2010

Sheet 14 of 16

US 7,765,106 B2

ACTIVITY REPORTS

	REPORT FREQUENCY		
	WEEKLY	MONTHLY	QUARTERLY
SALES			
Rx BY ZIP (NEW AND TOTAL)	X	X	X
Rx BY PHYSICIAN BY ZIP	X	X	
\$ BY ZIP	X	X	X
REGULATORY			
# OF PHYSICIAN REGISTRIES		X	
# OF DENIED PHYSICIAN REGISTRIES AND REASON		X	
# OF COMPLETED PATIENT REGISTRIES		X	
# OF PROBLEM IDENTIFICATION & MANAGEMENT RISK DIVERSION REPORTS COMPLETED	X		
# OF CYCLE COUNTS PERFORMED & ACCURACY OF EACH		X	
QUALITY ASSURANCE			
# OF PRODUCT DEFECTS/COMPLAINTS REPORTED, TYPE AND LOT #		X	
CALL CENTER			
# OF CALLS RECEIVED		X	
# OF CALLS INITIATED		X	
# OF CALLS ANSWERED IN 30 SECONDS, ETC.		X	
PERCENTAGE OF CALLS ANSWERED IN 30 SECONDS		X	
# OF ABANDONED CALLS		X	
% OF ABANDONED CALLS		X	
AVERAGE CALL LENGTH		X	
PHARMACY			
# OF FAXED RX/ENROLLMENT FORMS		X	
# OF MAILED RX/ENROLLMENT FORMS		X	
# OF Rxs SHIPPED WITHIN 1, 2, 3, 4 ETC. DAYS (FROM THE TIME INITIAL RECEIPT TO SHIPMENT OF Rx)		X	
# OF PATIENT SUCCESS PACKETS SHIPPED		X	

FIG. 13A

U.S. Patent**Jul. 27, 2010****Sheet 15 of 16****US 7,765,106 B2****ACTIVITY REPORTS**

PHARMACY			X	
# OF PHYSICIAN SUCCESS PACKETS SHIPPED			X	
# OF COMPLETED SHIPMENTS			X	
# OF INCOMPLETE SHIPMENTS AND REASON			X	
# OF SHIPPING ERRORS			X	
# OF PAP SHIPMENTS			X	
# OF PAP APPLICATIONS			X	
# OF PAP APPROVALS			X	
# OF CANCELED ORDERS			X	
# OF USPS ERRORS			X	
INVENTORY			X	
# OF RETURNED PRODUCTS AND REASON			X	
# OF OUTDATED BOTTLES OF PRODUCT			X	
INVENTORY COUNTS OF CONSIGNMENT & PRODUCTION INVENTORY			X	
# OF UNITS RECEIVED			X	
LOTS RECEIVED			X	
REIMBURSEMENT			X	
# OF PENDING AND WHY			X	
# OF APPROVALS			X	
# OF DENIALS			X	
# OF REJECTIONS			X	
PAYOR TYPES			X	

FIG. 13B

U.S. Patent**Jul. 27, 2010****Sheet 16 of 16****US 7,765,106 B2****ACTIVITY REPORTS**

PATIENT CARE			
# OF ADVERSE EVENTS REPORTED AND TYPE		X	
# OF ADVERSE EVENTS SENT TO OMI		X	
# OF DOSING PROBLEMS AND TYPE		X	
# OF NONCOMPLIANCE EPISODES AND REASON		X	
# OF PATIENT COUNSELED AND REASON		X	
# OF PATIENTS DISCONTINUED AND REASON		X	
PATIENT CARE		X	
# OF PATIENTS REFERRED TO PHYSICIAN AND REASON		X	
# OF ACTIVE PATIENTS		X	
# OF NEW PATIENTS		X	
# OF RESTART PATIENTS		X	
# OF DISCONTINUED PATIENTS AND REASON		X	
DRUG INFORMATION		X	
# OF DRUG INFORMATION REQUESTS AND TYPE		X	
# OF CALLS TRIAGED TO OMI		X	

FIG. 13C

ROX 1024

CBM of U.S. Patent No. 7,765,107

141 of 174

US 7,765,106 B2

1

**SENSITIVE DRUG DISTRIBUTION SYSTEM
AND METHOD****RELATED APPLICATIONS**

This application is a divisional application of U.S. patent application Ser. No. 10/322,348, filed Dec. 17, 2002, now U.S. Pat. No. 7,668,730 which application is incorporated herein by reference.

FIELD OF THE INVENTION

The present invention relates to distribution of drugs, and in particular to the distribution of sensitive drugs.

BACKGROUND OF THE INVENTION

Sensitive drugs are controlled to minimize ensure that they are not abuse and adverse reactions. Such sensitive drugs are approved for specific uses by the Food and Drug Administration, and must be prescribed by a licensed physician in order to be purchased by consumers. Some drugs, such as cocaine and other common street drugs are the object of abuse and illegal schemes to distribute for profit. Some schemes include Dr. shopping, diversion, and pharmacy thefts. A locked cabinet or safe is a requirement for distribution of some drugs.

Certain agents, such as gamma hydroxy buterate (GHB) are also abused, yet also are effective for therapeutic purposes such as treatment of daytime cataplexy in patients with narcolepsy. Some patients however, will obtain prescriptions from multiple doctors, and have them filled at different pharmacies. Still further, an unscrupulous physician may actually write multiple prescriptions for a patient, or multiple patients, who use cash to pay for the drugs. These patients will then sell the drug to dealers or others for profit.

There is a need for a distribution system and method that directly addresses these abuses. There is a further need for such a system and method that provides education and limits the potential for such abuse.

SUMMARY OF THE INVENTION

A drug distribution system and method utilizes a central pharmacy and database to track all prescriptions for a sensitive drug. Information is kept in a central database regarding all physicians allowed to prescribe the sensitive drug, and all patients receiving the drug. Abuses are identified by monitoring data in the database for prescription patterns by physicians and prescriptions obtained by patients. Further verification is made that the physician is eligible to prescribe the drug by consulting a separate database for a valid DEA license, and optionally state medical boards to determine whether any corrective or approved disciplinary actions relating to controlled substances have been brought against the physician. Multiple controls beyond those for traditional drugs are imposed on the distribution depending on the sensitivity of the drug.

Education is provided to both physician and patient. Prior to shipping the drug for the first time, the patient is contacted to ensure that product and abuse related educational materials have been received and/or read. The patient may provide the name of a designee to the central pharmacy who is authorized to accept shipment of the drug. Receipt of the initial drug shipment is confirmed by contacting the patient. Either a phone call or other communication to the patient within a set time after delivery may be made to ensure receipt. Further, a

2

courier service's tracking system is used to confirm delivery in further embodiments. If a shipment is lost, an investigation is launched to find it.

In one embodiment, the drug may be shipped by the central pharmacy to another pharmacy for patient pick-up. The second pharmacy's ability to protect against diversion before shipping the drug must be confirmed. This ability may be checked through NTIS and State Boards of Pharmacy.

Prescription refills are permitted in the number specified in the original prescription. In addition, if a prescription refill is requested by the patient prior to the anticipated due date, such refills will be questioned. A lost, stolen, destroyed or spilled prescription/supply is documented and replaced to the extent necessary to honor the prescription, and will also cause a review or full investigation.

The exclusive central database contains all relevant data related to distribution of the drug and process of distributing it, including patient, physician and prescription information. Several queries and reports are run against the database to provide information which might reveal potential abuse of the sensitive drug, such as early refills.

BRIEF DESCRIPTION OF THE DRAWINGS

FIG. 1 is a block diagram of a computer system for use in implementing the system and method of the present invention.

FIGS. 2A, 2B and 2C are a flowchart describing a method for sensitive drug distribution at least partially utilizing a computer system such as that shown in FIG. 1.

FIG. 3 is a flowchart of a physician success program at least partially implemented on a computer system such as that shown in FIG. 1.

FIGS. 4A and 4B are a flowchart describing a method for handling refill requests at least partially utilizing a computer system such as that shown in FIG. 1.

FIG. 5 is a flowchart of a process for requesting special reimbursement when a patient is uninsured or underinsured at least partially utilizing a computer system as that shown in FIG. 1.

FIG. 6 is a flowchart of a process for inventory control at least partially utilizing a computer system such as that shown in FIG. 1.

FIG. 7 is a block diagram of database fields.

FIG. 8 is a block diagram showing a list of queries against the database fields.

FIG. 9 is a copy of one example prescription and enrollment form.

FIG. 10 is a copy of one example of a NORD application request form for patient financial assistance.

FIG. 11 is a copy of one example voucher request for medication for use with the NORD application request form of FIG. 10.

FIG. 12 is a copy of certificate of medical need.

FIGS. 13A, 13B and 13C are descriptions of sample reports obtained by querying a central database having fields represented in FIG. 7.

DETAILED DESCRIPTION OF THE INVENTION

In the following description, reference is made to the accompanying drawings that form a part hereof, and in which is shown by way of illustration specific embodiments in which the invention may be practiced. These embodiments are described in sufficient detail to enable those skilled in the art to practice the invention, and it is to be understood that other embodiments may be utilized and that structural, logical

ROX 1024

CBM of U.S. Patent No. 7,765,107

142 of 174

US 7,765,106 B2

3

and electrical changes may be made without departing from the scope of the present invention. The following description is, therefore, not to be taken in a limited sense, and the scope of the present invention is defined by the appended claims.

The functions or algorithms described herein are implemented in software or a combination of software and human implemented procedures in one embodiment. The software comprises computer executable instructions stored on computer readable media such as memory or other type of storage devices. The term "computer readable media" is also used to represent carrier waves on which the software is transmitted. Further, such functions correspond to modules, which are software, hardware, firmware of any combination thereof. Multiple functions are performed in one or more modules as desired, and the embodiments described are merely examples. The software is executed on a digital signal processor, ASIC, microprocessor, or other type of processor operating on a computer system, such as a personal computer, server or other computer system.

A sensitive drug is one which can be abused, or has addiction properties or other properties that render the drug sensitive. One example of such a drug is sodium oxybate, also known as gamma hydroxy butyrate (GHB $C_4H_7NaO_3$) which is useful for treatment of cataplexy in patients with narcolepsy. GHB is marketed under the trademark of Xyrem® (sodium oxybate oral solution), which trademark can be used interchangeably with GHB herein. Sensitive drugs also include narcotics or other drugs which require controls on their distribution and use to monitor behaviors to prevent abuse and adverse side effects.

In one embodiment, Xyrem® is subject to a restricted distribution program. One aspect of the program is to educate physicians and patients about the risks and benefits of Xyrem, including support via ongoing contact with patients and a toll free helpline. Initial prescriptions are filled only after a prescriber and patient have received and read the educational materials. Further, patient and prescribing physician registries are maintained and monitored to ensure proper distribution.

In a further embodiment, bulk sodium oxybate is manufactured at a single site, as is the finished drug product. Following manufacture of the drug product, it is stored at a facility compliant with FDA Schedule III regulations, where a consignment inventory is maintained. The inventory is owned by a company, and is managed by a central pharmacy, which maintains the consignment inventory. Xyrem® is distributed and dispensed through a primary and exclusive central pharmacy, and is not stocked in retail pharmacy outlets. It is distributed by overnight carriers, or by US mail in one embodiment to potentially invoke mail fraud laws if attempts of abuse occur.

FIG. 1 is a simplified block diagram of a computer system 100, such as a personal computer for implementing at least a portion of the methods described herein. A central processing unit (CPU) 110 executes computer programs stored on a memory 120. Memory 120 in one embodiment comprises one or more levels of cache as desired to speed execution of the program and access to data on which the programs operate. The CPU is directly coupled to memory 120 in one embodiment. Both CPU 110 and memory 120 are coupled to a bus 130. A storage 140, I/O 150 and communications 160 are also coupled to the bus 130. Storage 140 is usually a long term storage device, such as a disk drive, tape drive, DVD, CD or other type of storage device. In one embodiment, storage 140 is used to house a database for use with the present invention. I/O 150 comprises keyboards, sound devices, displays and other mechanisms by which a user interacts with the com-

4

puter system 100. Communications 160 comprises a network, phone connection, local area network, wide area network or other mechanism for communicating with external devices. Such external devices comprise servers, other peer computers and other devices. In one embodiment, such external device comprises a database server that is used in place of the database on storage 140. Other computer system architectures capable of executing software and interacting with a database and users may also be used. Appropriate security measures such as encryption are used to ensure confidentiality. Further, data integrity and backup measures are also used to prevent data loss.

FIGS. 2A, 2B and 2C represent an initial prescription order entry process for a sensitive drug, such as Xyrem. At 202, a medical doctor (MD) sends a Rx/enrollment form via mail, fax, email or other means to an intake/reimbursement specialist at 204, who makes a copy of the RX/enrollment form that is stamped "copy". The original fax is forwarded to a pharmacy team. The enrollment form contains prescriber information, prescription information, checkboxes for the prescriber indicating they have read materials, educated the patient, understand the use in treatment, and understand certain safety information, and also contains patient information.

The prescriber information contains standard contact information as well as license number, DEA number and physician specialty. Patient and prescription information includes name, social security number, date of birth, gender, contact information, drug identification, patient's appropriate dosage, and number of refills allowed, along with a line for the prescriber's signature. Patient insurance information is also provided.

There are two workflows involved at the pharmacy team, intake reimbursement 206 and pharmacy workflow 208, which may proceed in parallel or serially. The intake workflow 206 starts with an intake reimbursement specialist entering the patient and physician information into an application/database referred to as CHIPS, which is used to maintain a record of a client home infusion program (CHIP) for Xyrem®. A check is made to ensure the information is complete at 212. If not, at 214, an intake representative attempts to reach the MD or prescriber to obtain the missing information. If the missing information has not been obtained within a predetermined period of time, such as 24 hours at 216, the Rx/Enrollment form is sent back to the MD with a rejection explanation. A note is entered in CHIPS that the application was rejected.

If the information is complete at 212, the MD is contacted at 220 to verify receipt and accuracy of the patient's Rx. This contact is recorded in CHIPS. The intake and reimbursement specialist then sends a consent form and a cover letter to the patient at 224. The insurance provider is contacted at 226 to verify coverage and benefits. At 228, a determination is made regarding coverage for the drug. If it is not available, it is determined at 230 whether the patient is willing and able to pay. If not, a process is performed for handling patients who are uninsured or underinsured. In one embodiment, the process is referred to as a NORD process.

If the patient is willing and able to pay at 230, the patient is informed of the cost of the product and is given payment options at 234. At 236, once payment is received, the intake reimbursement specialist submits a coverage approval form with the enrollment form to the pharmacy team as notification to process the patient's prescription. If coverage is approved at 228, the intake reimbursement specialist also submits the coverage approval form with the enrollment form to the pharmacy team as notification to process the patient's prescription. Processing of the prescription is described below.

ROX 1024

CBM of U.S. Patent No. 7,765,107

143 of 174

US 7,765,106 B2

5

Upon receipt and initial processing of the prescription enrollment form and sending an original to the pharmacy work flow block 208, the patient is shipped a Xyrem® success packet via mail. In one embodiment, the Xyrem® success packet contains educational material for a patient that advises of the proper use, care and handling of the drug and consequences of diversion at 268. The medical doctor's credentials are checked to determine if the physician has a current DEA license to prescribe controlled substances and if he or she has had any actions related to misuse/misprescribing of controlled drugs against him or her, within a predetermined time, such as three months at 270. If they have, a pharmacist holds the prescription until receiving a coverage approval form from the intake reimbursement specialist at 272.

If the credentials have not been recently checked, the pharmacist verifies the credentials and enters all findings in the database at 274. If the credentials are approved at 276, the physician is indicated as approved in a physician screen populated by information from the database at 280. The prescription is then held pending coverage approval at 282.

If any disciplinary actions are identified, as referenced at block 278, management of the pharmacy is notified and either approves processing of the prescription with continued monitoring of the physician, or processing of the prescription is not performed, and the physician is noted in the database as unapproved at 284. The enrollment form is then mailed back to the physician with a cover letter reiterating that the prescription cannot be processed at 288. The patient is also sent a letter at 290 indicating that the prescription cannot be processed and the patient is instructed to contact their physician.

Actual filling of the approved prescription begins with receipt of the coverage approval form as indicated at 240. The patient is contacted by the pharmacy, such as by a technician to complete a technician section of a patient counseling checklist. If a pharmacist verifies that the program materials were not read at 242, the receipt of the material is confirmed at 244 and another call is scheduled to counsel the patient before the drug is shipped.

If the program materials, were read at 242, the checklist is completed at 246 and the technician transfers the patient to the pharmacist who reviews the entire checklist and completes remaining pharmacist specified sections. At 248, the pharmacist indicates in the database that the patient counseling and checklist was successfully completed, indicating the date completed.

At 250, the pharmacist schedules the patient's shipment for the next business day or the next business day that the patient or designee is able to sign for the package. Further, as indicated at 252, the shipment must be sent to the patient's home address unless the patient is traveling or has moved. In that event, the pharmacist may determine that an exception may be made. The patient or the patient's designee who is at least 18 years old, must sign for the package upon delivery.

At 254, the pharmacist enters the prescription order in the database, creating an order number. The pharmacist then verifies at 256 the prescription and attaches a verification label to the hard copy prescription. At 258, a pick ticket is generated for the order and the order is forwarded to the pharmacy for fulfillment. The shipment is confirmed in the database at 260, and the order is shipped by USPS Express Mail. Use of the US mail invokes certain criminal penalties for unauthorized diversion. Optionally, other mail services may be used. Potential changes in the law may also bring criminal penalties into play. Following shipment, the patient is called by the central pharmacy to confirm that the prescription was received.

6

As noted at 266, for the sensitive drug, Xyrem, all inventory is cycle counted and reconciled with the database system quantities before shipments for the day are sent. This provides a very precise control of the inventor.

A physician success program materials request process begins at 310 in FIG. 3. At 320, the MD calls to the central pharmacy to request program materials. A special phone number is provided. MD demographics, DEA number, and data or request are entered into the database at 330. At 340, a request is made to ship the materials to the MD via a fulfillment website, or other mechanism. The request process ends at 350.

A refill request process begins at 302 in FIGS. 4A and 4B. There are two different paths for refills. A first path beginning at 404 involves generating a report from the central database of patients with a predetermined number of days or product remaining. A second path beginning at 406 is followed when a patient calls to request an early refill.

In the first path, a copy of the report is provided to an intake reimbursement specialist at 408. No sooner than 8 days before the medication depletion, a pharmacy technician contacts the patient at 410 to complete the pre-delivery checklist. At 412, if the patient is not reached, a message is left mentioning the depletion, and a return number at 414. A note is also entered into the database indicating the date the message was left at 416.

If the patient is reached at 412, the next shipment is scheduled at 418, the prescription is entered into the database creating an order at 420, the pharmacist verifies the prescription and attaches a verification label at 422 and the shipment is confirmed in the database at 424. Note at 426 that the inventory is cycle counted and reconciled with the database quantities before the shipments for a day or other time period are sent. A pick ticket is generated for the order and the order is forwarded for fulfillment at 428, with the first path ending at 430.

The second path, beginning at 406 results in a note code being entered into the database on a patient screen indicating an early refill request at 432. The pharmacist evaluates the patient's compliance with therapy or possible product diversion, misuse or over-use at 436. In one embodiment, cash payers are also identified. The pharmacist then contacts the prescribing physician to alert them of the situation and confirm if the physician approves of the early refill at 438. If the physician does not approve as indicated at 440, the patient must wait until the next scheduled refill date to receive additional product as indicated at 442, and the process ends at 444.

If the physician approves at 440, the pharmacist enters a note in the database on a patient screen that the physician approves the request at 446. The pharmacist notifies an intake reimbursement specialist to contact the patient's insurance provider to verify coverage for the early refill at 448. If the insurance provider will pay as determined at 450, the specialist submits the coverage approval form as notification that the refill may be processed at 452. At 454, the pharmacy technician contacts the patient to schedule shipment of the product for the next business day, and the process of filling the order is continued at 456 by following the process beginning at 240.

If the insurance provider will not pay at 450, it is determined whether the patient is willing and/or able to pay at 458. If not, the patient must wait until the next scheduled refill date to receive additional product at 460. If it was determined at 458 that the patient was willing and able to pay, the patient is informed of the cost of the product and is given payment options at 462. Once payment is received as indicated at 464, the specialist submits a coverage approval form to the pharmacy team as notification that the refill request can be pro-

ROX 1024

CBM of U.S. Patent No. 7,765,107

144 of 174

US 7,765,106 B2

7

cessed at 466. At 468, the pharmacy technician contacts the patient to schedule shipment. The process of filling the order is continued at 470 by following the process beginning at 240.

A process, referred to as a NORD process in one embodiment is used to determine whether donated, third party funds are available for paying for prescriptions where neither insurance will, nor the patient can pay. The process begins at 510 upon determining that a patient is uninsured or underinsured. A reimbursement specialist explains the NORD program to the patient and faxes an application request form to NORD for the patient. At 515, the intake reimbursement specialist documents in the database that an application has been received through NORD. At 520, NORD mails an application to the patient within one business day.

A determination is made at 525 by NORD whether the patient is approved. If not, at 530, NORD sends a denial letter to the patient, and it is documented in the database at 540 that the patient was denied by NORD. If the patient is approved, NORD sends an acceptance letter to the patient and faxes a voucher to the central pharmacy (SDS in one embodiment) to indicate the approval at 545. At 550, an intake reimbursement specialist submits a coverage approval form to the pharmacy team as notification that the patient has been approved for coverage. The process of filling the order is continued at 555 by following the process beginning at 240.

An inventory control process is illustrated in FIG. 6 beginning at 610. Each week, a responsible person at the central pharmacy, such as the director of the pharmacy transfers inventory for the week's shipments to a segregated warehouse location for production inventory. At 620, a purchase order is generated for the inventory transferred to the production location and is sent, such as by fax, to a controller, such as the controller of the company that obtained approval for distribution and use of the sensitive drug. At 630, the controller invoices the central pharmacy for the product moved to production. The process ends at 640.

The central database described above is a relational database running on the system of FIG. 1, or a server based system having a similar architecture coupled to workstations via a network, as represented by communications 160. The database is likely stored in storage 140, and contains multiple fields of information as indicated at 700 in FIG. 7. The organization and groupings of the fields are shown in one format for convenience. It is recognized that many different organizations or schemas may be utilized. In one embodiment, the groups of fields comprise prescriber fields 710, patient fields 720, prescription fields 730 and insurance fields 740. For purposes of illustration, all the entries described with respect to the above processes are included in the fields. In further embodiments, no such groupings are made, and the data is organized in a different manner.

Several queries are illustrated at 800 in FIG. 8. There may be many other queries as required by individual state reporting requirements. A first query at 810 is used to identify prescriptions written by physician. The queries may be written in structured query language, natural query languages or in any other manner compatible with the database. A second query 820 is used to pull information from the database related to prescriptions by patient name. A third query 830 is used to determine prescriptions by frequency, and a n^{th} query finds prescriptions by dose at 840. Using query languages combined with the depth of data in the central database allows many other methods of investigating for potential abuse of the drugs. The central database ensures that all prescriptions, prescribers and patients are tracked and subject to such investigations. In further embodiments, the central database may

8

be distributed among multiple computers provided a query operates over all data relating to such prescriptions, prescribers and patients for the drug.

An example of one prescription and enrollment form is shown at 900 in FIG. 9. As previously indicated, several fields are included for prescriber information, prescription information and patient information.

FIG. 10 is a copy of one example NORD application request form 1000 used to request that an application be sent to a patient for financial assistance.

FIG. 11 is a copy of one example application 1100 for financial assistance as requested by form 1000. The form requires both patient and physician information. Social security number information is also requested. The form provides information for approving the financial assistance and for tracking assistance provided.

FIG. 12 is a copy of one example voucher request for medication for use with the NORD application request form of FIG. 10. In addition to patient and physician information, prescription information and diagnosis information is also provided.

FIGS. 13A, 13B and 13C are descriptions of sample reports obtained by querying a central database having fields represented in FIG. 7. The activities grouped by sales, regulatory, quality assurance, call center, pharmacy, inventory, reimbursement, patient care and drug information. Each report has an associated frequency or frequencies. The reports are obtained by running queries against the database, with the queries written in one of many query languages.

While the invention has been described with respect to a Schedule III drug, it is useful for other sensitive drugs that are DEA or Federally scheduled drugs in Schedule II-V, as well as still other sensitive drugs where multiple controls are desired for distribution and use.

The invention claimed is:

1. A therapeutic method for treating a patient with a prescription drug that is effective for therapeutic purposes, but is also a drug that has potential to be abused, misused, or diverted, comprising:

receiving, only into an exclusive central computer system, all prescriptions for any and all patients being prescribed the prescription drug and from any and all doctors allowed to prescribe the prescription drug, the prescriptions containing information identifying the patient, the prescription drug, and various credentials of the medical doctor who is prescribing the prescription drug;

requiring entering of the information into an exclusive computer database associated with the exclusive central computer system for analysis of potential abuse, misuse, or diversion of the prescription drug, such that all prescriptions for the prescription drug are processed for authorization only using the exclusive central computer system and the exclusive computer database;

controlling the distribution of said prescription drug using the exclusive central computer system that tracks all prescriptions of said prescription drug and analyzes for the potential abuse, misuse, or diversion of the prescription drug by determining current and anticipated patterns of potential prescription abuse, misuse, or diversion of said prescription drug from periodic reports generated by the exclusive central computer system and the exclusive computer database based on prescription data from a medical doctor, wherein said prescription data contain information identifying the patient, the drug prescribed, and credentials of the doctor; and selecting multiple controls for distribution using said exclusive central computer system, the controls selected

ROX 1024

CBM of U.S. Patent No. 7,765,107

145 of 174

US 7,765,106 B2

9

from the group consisting of communicating prescriptions from a physician to the exclusive central computer system; identifying the physician's name, license, and DEA (Drug Enforcement Agency) registration information; verifying the prescription; obtaining patient information; verifying the physician is eligible to prescribe the prescription drug by consulting the National Technical Information Services to determine whether the physician has an active DEA number and to check on whether any actions are pending against the physician; providing comprehensive printed materials to the physician; contacting the patient's insurance company if any; verifying patient registry information; providing comprehensive education information to the patient; verifying the patient has received and/or reviewed the educational materials; verifying the home address of the patient; shipping via US postal service or a commercial shipping service; receiving the name of an at least 18 year old designee to receive the drug; confirming receipt of an initial shipment of the drug to the patient; returning the drug to a pharmacy after two attempts to deliver; launching an investigation when a shipment is lost; shipping to another pharmacy for delivery; requiring manufacture at a single location; authorizing release of inventory in a controlled manner; questioning early refills; flagging repeat instances of lost, stolen, destroyed, or spilled prescriptions; limiting the prescription to a one month supply; requiring rewriting of the prescription periodically; and making the database available to the DEA for checking for abuse, misuse, or diversion patterns in the data, for cash payments, and for inappropriate questions;

authorizing the filling, using the exclusive central computer system, of a prescription for the prescription drug that has been subjected to said multiple controls and has been approved for shipment to the patient;

noting, based on one or more of the analysis of the potential abuse, misuse, or diversion of the prescription drug and the periodic reports, that there is a potential for abuse, misuse, or diversion by the patient to whom the prescription drug is prescribed; and

delivering the prescription drug to the patient in order to treat the patient with the prescription drug.

2. The method of claim 1, wherein the controls for distribution are communicating prescriptions from a physician to the exclusive central computer system; identifying the physician's name, license, and DEA (Drug Enforcement Agency) registration information; verifying the prescription; obtaining patient information; verifying patient registry information; providing comprehensive education information to the patient; verifying the patient has received and/or reviewed the educational materials; or requiring rewriting of the prescription periodically.

3. A therapeutic method for treating a narcoleptic patient with sodium oxybate for daytime cataplexy comprising:

receiving, only into an exclusive central computer system, all prescriptions for any and all patients being prescribed sodium oxybate and from any and all medical doctors allowed to prescribe sodium oxybate, the prescriptions containing information relating to the patient, sodium oxybate, and various credentials of the medical doctor who is prescribing the sodium oxybate;

requiring entering of the information into an exclusive computer database associated with the exclusive central computer system for analysis of potential abuse, misuse, or diversion, such that all prescriptions for sodium oxy-

10

bate are processed for authorization only using the exclusive central computer system and the exclusive computer database;

controlling the distribution of sodium oxybate using the exclusive central computer system that tracks all prescriptions of sodium oxybate and analyzes for the potential abuse, misuse, or diversion by determining current and anticipated patterns of potential prescription abuse, misuse, or diversion of sodium oxybate from periodic reports generated by the exclusive central computer system based on prescription data from a medical doctor, wherein said prescription data contain information identifying the patient, sodium oxybate as the drug prescribed, and credentials of the doctor; and selecting multiple controls for distribution using said exclusive central computer system, the controls selected from the group consisting of communicating prescriptions from a physician to the exclusive central computer system; identifying the physician's name, license, and DEA (Drug Enforcement Agency) registration information; verifying the prescription; obtaining patient information; verifying the physician is eligible to prescribe sodium oxybate by consulting the National Technical Information Services to determine whether the physician has an active DEA number and to check on whether any actions are pending against the physician; providing comprehensive printed materials to the physician; contacting the patient's insurance company if any; verifying patient registry information; providing comprehensive education information to the patient; verifying the patient has received and/or reviewed the educational materials; verifying the home address of the patient; shipping via US postal service or a commercial shipping service; receiving the name of an at least 18 year old designee to receive the drug; confirming receipt of an initial shipment of the drug to the patient; returning the drug to a pharmacy after two attempts to deliver; launching an investigation when a shipment is lost; shipping to another pharmacy for delivery; requiring manufacture at a single location; authorizing release of inventory in a controlled manner; questioning early refills; flagging repeat instances of lost, stolen, destroyed, or spilled prescriptions; limiting the prescription to a one month supply; requiring rewriting of the prescription periodically; and making the database available to the DEA for checking for abuse, misuse, or diversion patterns in the data, for cash payments, and for inappropriate questions;

authorizing the filling, using the exclusive central computer system, of a prescription for sodium oxybate that has been subjected to said multiple controls and has been approved for shipment to the patient;

noting, based on one or more of the analysis of the potential abuse, misuse, or diversion of the prescription drug and the periodic reports, that there is a potential for abuse, misuse, or diversion by the patient to whom the prescription drug is prescribed; and

delivering the sodium oxybate to the patient in order to treat the patient with the sodium oxybate.

4. The method of claim 3, wherein the controls for distribution are communicating prescriptions from a physician to the exclusive central computer system; identifying the physician's name, license, and DEA (Drug Enforcement Agency) registration information; verifying the prescription; obtaining patient information; verifying patient registry information; providing comprehensive education information to the

ROX 1024

CBM of U.S. Patent No. 7,765,107

146 of 174

US 7,765,106 B2

11

patient; verifying the patient has received and/or reviewed the educational materials; or requiring rewriting of the prescription periodically.

5 5. A therapeutic method for treating a patient with a prescription drug that is effective for therapeutic purposes, but is also a drug that has potential to be abused, misused, or diverted, comprising:

receiving, only into an exclusive computer database in a computer system, from any and all medical doctors allowed to prescribe the prescription drug and any and all patients being prescribed the prescription drug, all prescriptions for the prescription drug, the prescriptions containing information identifying the patient, the prescription drug, and various credentials of the medical doctor who is prescribing the prescription drug;

requiring entering of the information into the exclusive computer database for analysis of potential abuse, misuse, or diversion of the prescription drug, such that all prescriptions for the prescription drug are processed for authorization only via the exclusive computer database;

controlling the distribution of said prescription drug with the computer system that tracks all prescriptions of said prescription drug and analyzes for the potential abuse, misuse, or diversion of the prescription drug by determining current and anticipated patterns of potential prescription abuse, misuse, or diversion of said prescription drug from periodic reports generated by the computer system based on prescription data from a medical doctor, wherein said prescription data contain information identifying the patient, the drug prescribed, and credentials of the doctor; and selecting multiple controls for distribution of the prescription drug, the controls selected from the group consisting of communicating prescriptions from a physician to the exclusive computer database; identifying the physician's name, license, and DEA (Drug Enforcement Agency) registration information; verifying the prescription; obtaining patient information; verifying the physician is eligible to prescribe the prescription drug by consulting the National Technical Information Services to determine whether the physician has an active DEA number and to check on whether any actions are pending against the physician; providing comprehensive printed materials to the physician; contacting the patient's insurance company if any; verifying patient registry information; providing comprehensive education information to the patient; verifying the patient has received and/or reviewed the educational materials; verifying the home address of the patient; shipping via US postal service or a commercial shipping service; receiving the name of an at least 18 year old designee to receive the drug; confirming receipt of an initial shipment of the drug to the patient; returning the drug to a pharmacy after two attempts to deliver; launching an investigation when a shipment is lost; shipping to another pharmacy for delivery; requiring manufacture at a single location; authorizing the release of inventory in a controlled manner; questioning early refills; flagging repeat instances of lost, stolen, destroyed, or spilled prescriptions; limiting the prescription to a one month supply; requiring rewriting of the prescription periodically; and making the database available to the DEA for checking for abuse, misuse, or diversion patterns in the data, for cash payments, and for inappropriate questions;

authorizing the filling, using the exclusive computer database, of a prescription for the prescription drug that has

12

been subjected to said multiple controls and has been approved for shipment to the patient;

noting, based on one or more of the analysis of the potential abuse, misuse, or diversion of the prescription drug and the periodic reports, that there is a potential for abuse, misuse, or diversion by the patient to whom the prescription drug is prescribed; and

delivering the prescription drug to the patient in order to treat the patient with the prescription drug.

6. The method of claim 5, wherein the controls for distribution are communicating prescriptions from a physician to the exclusive computer database; identifying the physician's name, license, and DEA (Drug Enforcement Agency) registration information; verifying the prescription; obtaining patient information; verifying patient registry information; providing comprehensive education information to the patient; verifying the patient has received and/or reviewed the educational materials; or requiring rewriting of the prescription periodically.

7. A therapeutic method for treating a patient with a prescription drug that is effective for therapeutic purposes, but is also a drug that has potential to be abused, misused, or diverted, comprising:

receiving, only into an exclusive central computer system, all prescriptions for any and all patients being prescribed the prescription drug and any and all medical doctors allowed to prescribe the prescription drug, the prescriptions containing information identifying the patient, the prescription drug, and various credentials of the medical doctor who is writing the prescription;

requiring entering of the information into an exclusive computer database associated with the exclusive central computer system for analysis of potential abuse, misuse, or diversion of the prescription drug, such that all prescriptions for the prescription drug are processed for authorization only using the exclusive central computer system and the exclusive computer database;

controlling the distribution of said prescription drug using the exclusive central computer system that tracks all prescriptions of said prescription drug and analyzes for the potential abuse, misuse, or diversion of the prescription drug by determining current and anticipated patterns of potential prescription abuse, misuse, or diversion of said prescription drug from periodic reports generated by the exclusive central computer system and the exclusive computer database based on prescription data from a medical doctor, wherein said prescription data contain information identifying the patient, the drug prescribed, and credentials of the doctor; and selecting multiple controls for distribution using the exclusive central computer system, the controls selected from the group consisting of communicating prescriptions from a physician to the exclusive central computer system; identifying the physician's name, license, and DEA (Drug Enforcement Agency) registration information; verifying the prescription; obtaining patient information;

verifying the physician is eligible to prescribe the prescription drug by consulting the National Technical Information Services to determine whether the physician has an active DEA number and to check on whether any actions are pending against the physician; providing comprehensive printed materials to the physician; contacting the patient's insurance company if any; verifying patient registry information; providing comprehensive education information to the patient; verifying the patient has received and/or reviewed the educational materials;

ROX 1024

CBM of U.S. Patent No. 7,765,107

147 of 174

US 7,765,106 B2

13

verifying the home address of the patient; shipping via
US postal service or a commercial shipping service;
receiving the name of an at least 18 year old designee to
receive the drug; confirming receipt of an initial ship-
ment of the drug to the patient; returning the drug to a
pharmacy after two attempts to deliver; launching an
investigation when a shipment is lost; shipping to
another pharmacy for delivery; requiring manufacture at
a single location; authorizing release of inventory in a
controlled manner; questioning early refills; flagging
repeat instances of lost, stolen, destroyed, or spilled
prescriptions; limiting the prescription to a one month
supply; requiring rewriting of the prescription periodi-
cally; and making the database available to the DEA for
checking for abuse, misuse, or diversion patterns in the
data, for cash payments, and for inappropriate questions;
authorizing the filling, using the exclusive central com-
puter system, of a prescription for the prescription drug
that has been subjected to said multiple controls and has
been approved for shipment to the patient;

14

noting, based on one or more of the analysis of the potential
abuse, misuse, or diversion of the prescription drug and
the periodic reports, that there is a potential for abuse,
misuse, or diversion by the patient to whom the prescrip-
tion drug is prescribed; and

delivering the prescription drug to the patient in order to
treat the patient with the prescription drug.

8. The method of claim 7, wherein the controls for distri-
bution are communicating prescriptions from a physician to
the exclusive central computer system; identifying the phy-
sician's name, license, and DEA (Drug Enforcement Agency)
registration information; verifying the prescription; obtaining
patient information; verifying patient registry information;
providing comprehensive education information to the
patient; verifying the patient has received and/or reviewed the
educational materials; or requiring rewriting of the prescrip-
tion periodically.

* * * * *

EXHIBIT E

(10) **Patent No.:** US 7,765,107 B2
(45) **Date of Patent:** *Jul. 27, 2010

- | | | | |
|------------|------|---------|-----------------------------|
| 6,045,501 | A | 4/2000 | Elsayed et al. |
| 6,055,507 | A | 4/2000 | Cunningham |
| 6,112,182 | A | 8/2000 | Akers et al. |
| 6,315,720 | B1 | 11/2001 | Williams et al. |
| 6,347,329 | B1 | 2/2002 | Evans |
| 6,564,121 | B1 * | 5/2003 | Wallace et al. 700/231 |
| 6,687,676 | B1 | 2/2004 | Denny |
| 6,755,784 | B2 | 6/2004 | Williams et al. |
| 6,952,681 | B2 | 10/2005 | McQuade et al. |
| 7,058,584 | B2 | 6/2006 | Kosinski et al. |
| 01/0001144 | A1 | 5/2001 | Karp |

(*) Notice: Subject to any disclaimer, the term of this patent is extended or adjusted under 35 U.S.C. 154(b) by 1369 days.

(Continued)

- ## OTHER PUBLICATIONS

- NASCSA National Conference.* (Nov. 2000).8 pages.

- (Continued)

Primary Examiner—Gerald J. O'Connor

Assistant Examiner—Lena Najarian

- (74) Attorney, Agent, or Firm—Schwegman, Lundberg & Woessner, P.A.

- (57)
- ABSTRACT**

- A drug distribution system and method utilizes a central pharmacy and database to track all prescriptions for a sensitive drug. Information is kept in the database regarding all physicians allowed to prescribe the sensitive drug, and all patients receiving the drug. Abuses are identified by monitoring data in the database for prescription patterns by physicians and prescriptions obtained by patients. Further verification is made that the physician is eligible to prescribe the drug by consulting a separate database, and optionally whether any actions are taken against the physician. Multiple controls beyond those for normal drugs are imposed on the distribution depending on the sensitivity of the drug.

- ing data in the database for prescrip

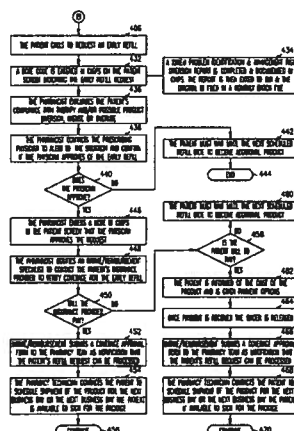
See application file for complete search history.

- (56)
- References Cited**

U.S. PATENT DOCUMENTS

- | | | | |
|---------------|---------|----------------|---------|
| 3,556,342 A | 1/1971 | Joseph | |
| 4,847,764 A | 7/1989 | Halvorson | |
| 4,976,351 A * | 12/1990 | Mangini et al. | 206/232 |
| 5,845,255 A | 12/1998 | Mayaud | |
| 5,924,074 A | 7/1999 | Evans | |
| 6,021,392 A | 2/2000 | Lester et al. | |

6 Claims, 16 Drawing Sheets



US 7,765,107 B2

Page 2

U.S. PATENT DOCUMENTS

2001/0042050 A1 11/2001 Fletcher et al.
 2001/0047281 A1 11/2001 Keresman, III et al.
 2002/0010661 A1 1/2002 Waddington et al.
 2002/0032581 A1 3/2002 Reitberg
 2002/0032582 A1 3/2002 Feeney, Jr. et al.
 2002/0042725 A1 4/2002 Mayaud
 2002/0042762 A1 4/2002 McQuade et al.
 2002/0052762 A1 5/2002 Kobylevsky et al.
 2002/0161607 A1 10/2002 Subich
 2002/0177232 A1 11/2002 Melker et al.
 2003/0033168 A1 2/2003 Califano et al.
 2003/0046110 A1 3/2003 Gogolak
 2003/0050802 A1 3/2003 Jay et al.
 2003/0093295 A1 5/2003 Lilly et al.
 2003/0110060 A1 6/2003 Clementi
 2003/0127508 A1 7/2003 Jones
 2003/0144876 A1 7/2003 Kosinski et al.
 2003/0160698 A1 8/2003 Andreasson et al.
 2003/0197366 A1 10/2003 Kusterbeck
 2003/0229519 A1 12/2003 Eidex et al.
 2003/0233256 A1 12/2003 Cardenas et al.
 2004/0008123 A1 1/2004 Carrender et al.
 2004/0019567 A1 1/2004 Hecceg et al.
 2004/0019794 A1 1/2004 Moradi et al.
 2004/0078237 A1 4/2004 Kaafarani et al.
 2004/0107117 A1 6/2004 Denny
 2004/0117126 A1 6/2004 Fetterman et al.
 2004/0122712 A1 6/2004 Hill, Sr. et al.
 2004/0122713 A1 6/2004 Hill, Sr. et al.
 2004/0162740 A1 8/2004 Ericsson et al.
 2004/0176985 A1 9/2004 Lilly et al.

OTHER PUBLICATIONS

"Diversion Prevention Through Responsible Distribution", *NADDI Regional Training*, (May 2001), 12 pages.
 "Diversion Prevention Through Responsible Distribution", *NADDI Regional Training Tennessee*, (Jun. 2001), 14 Pages.
 "Diversion Prevention Through Responsible Distribution", *NADDI National Conference*, (Nov. 2001), 15 pages.

"Peripheral and Central Nervous System Drugs Advisory Committee", *Department of Health and Human Services Food and Drug Administration Center for Drug Evaluation and Research*, Holiday Inn, Bethesda, Maryland, (Jun. 6, 2001), 7 pages.
 "Preliminary Amendment Pursuant to 37 CFR Sec. 1.115", U.S. Appl. No. 11/104,013, filed Apr. 12, 2005, (Jun. 17, 2005), 3 pgs.
 "System for Thalidomide Education and Prescribing Safety (S.T.E.P.S.) Starter Kit", *Celgene Corporation*, (2001), 103 pgs.
 "An Interview with Orphan Medical about Xyrem", http://www.talkaboutslepp.com/sleepdisorders/archives/Narcolepsy_xyrem_interview.htm, (Feb. 12, 2001), 3 pgs.
 Ukens, C., "Specialty Pharmacy", *Drug Topics*, 144, (Jun. 5, 2000), 40-47.
 "U.S. Appl. No. 10/322,348, Advisory Action mailed Feb. 5, 2007", 3 pgs.
 "U.S. Appl. No. 10/322,348, Amendment and Response to Final Office Action mailed Jan. 17, 2007", 17 pgs.
 "U.S. Appl. No. 10/322,348, Amendment and Response to Final Office Action mailed Mar. 29, 2006", 11 pgs.
 "U.S. Appl. No. 10/322,348, Final Office Action mailed Oct. 18, 2006", 14 pgs.
 "U.S. Appl. No. 10/322,348, Final Office Action mailed Dec. 29, 2005", 11 pgs.
 "U.S. Appl. No. 10/322,348, Non Final Office Action mailed Jun. 17, 2005", 26 pgs.
 "U.S. Appl. No. 10/322,348, Non Final Office Action mailed Jun. 29, 2005", 12 pgs.
 "U.S. Appl. No. 10/322,348, Non Final Office Action Response mailed Aug. 8, 2006", 10 pgs.
 "U.S. Appl. No. 10/322,348, Preliminary Amendment mailed Sep. 30, 2004", 11 pgs.
 "U.S. Appl. No. 10/731,915 Non Final Office Action mailed Oct. 5, 2004", 21 pgs.
 "U.S. Appl. No. 10/731,915, Non Final Office Action mailed Aug. 12, 2005", 22 pgs.
 "U.S. Appl. No. 10/731,915, Non Final Office Action Response mailed Feb. 2, 2005", 17 pgs.
 "U.S. Appl. No. 10/731,915, Non Final Office Action mailed Jun. 19, 2006", 18 pgs.
 "U.S. Appl. No. 11/097,651, Non-Final Office Action mailed Mar. 3, 2010", 19 Pgs.

* cited by examiner

U.S. Patent

Jul. 27, 2010

Sheet 1 of 16

US 7,765,107 B2

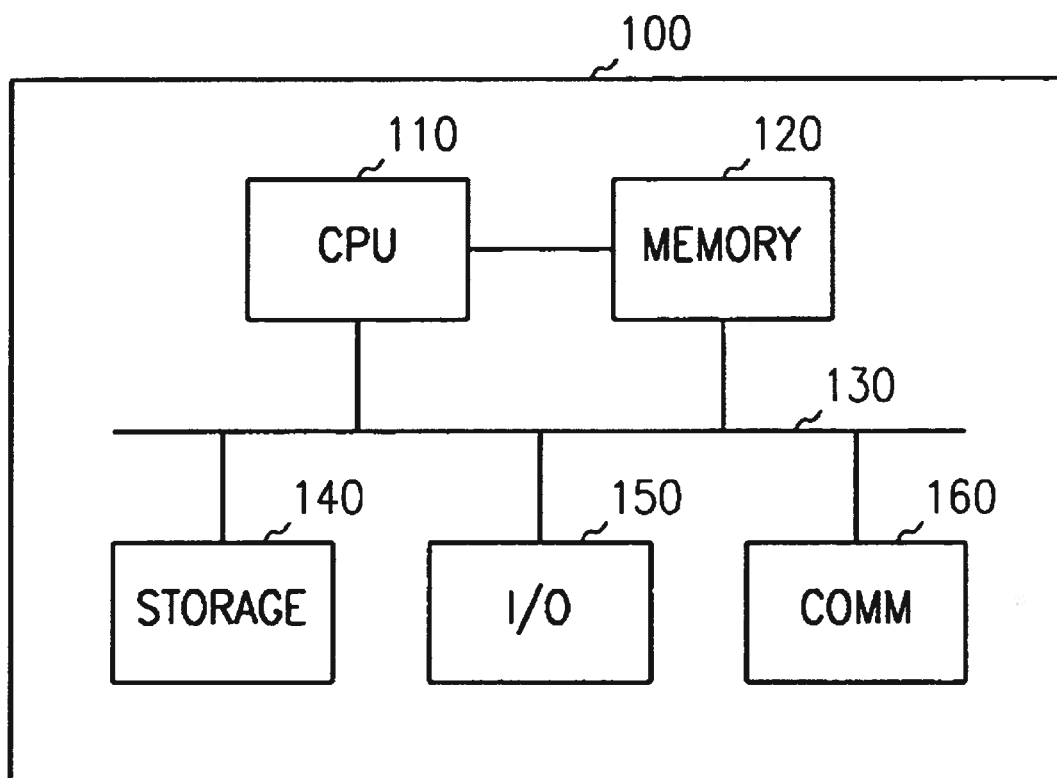


FIG. 1

U.S. Patent

Jul. 27, 2010

Sheet 2 of 16

US 7,765,107 B2

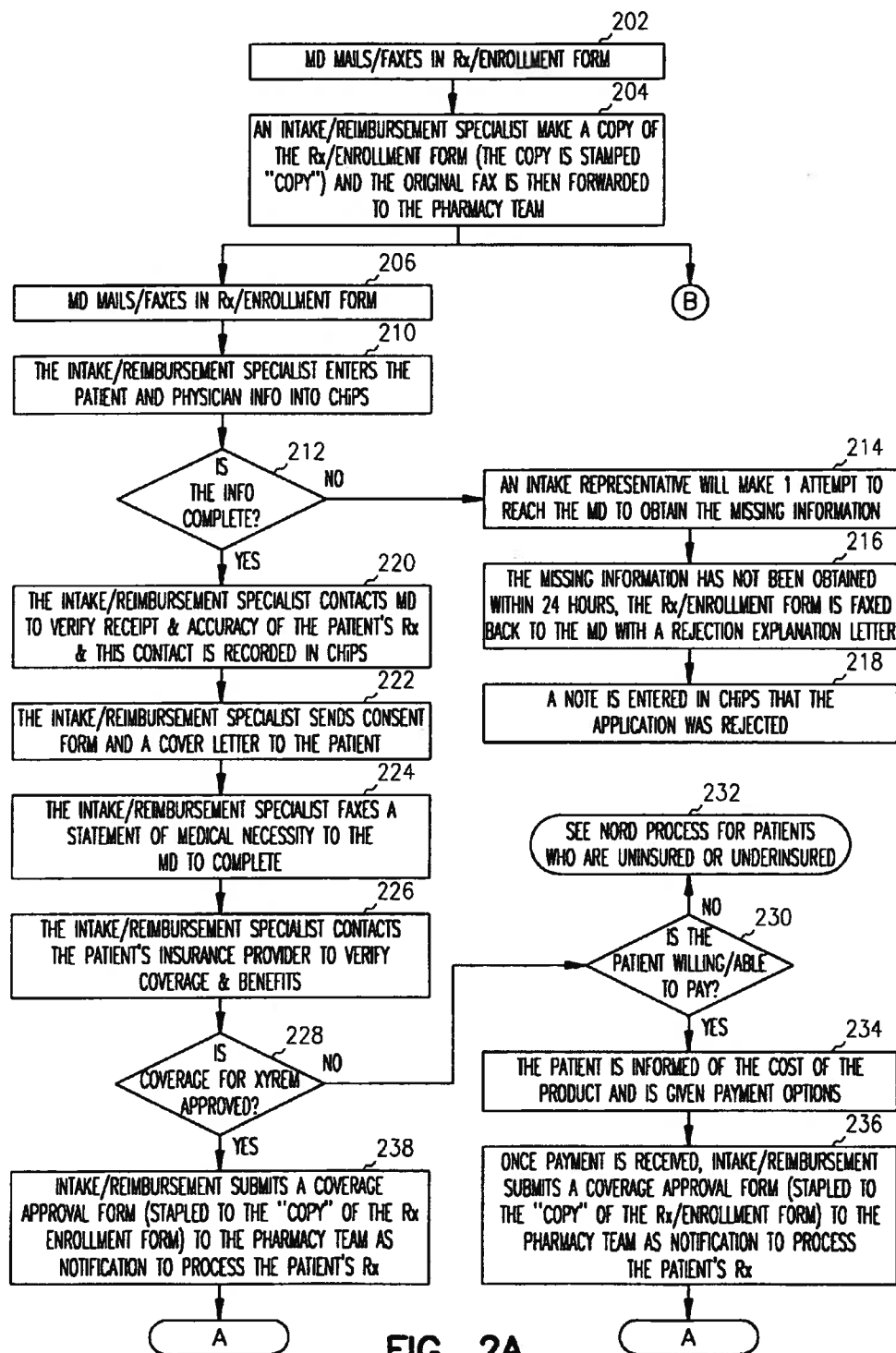


FIG. 2A

U.S. Patent

Jul. 27, 2010

Sheet 3 of 16

US 7,765,107 B2

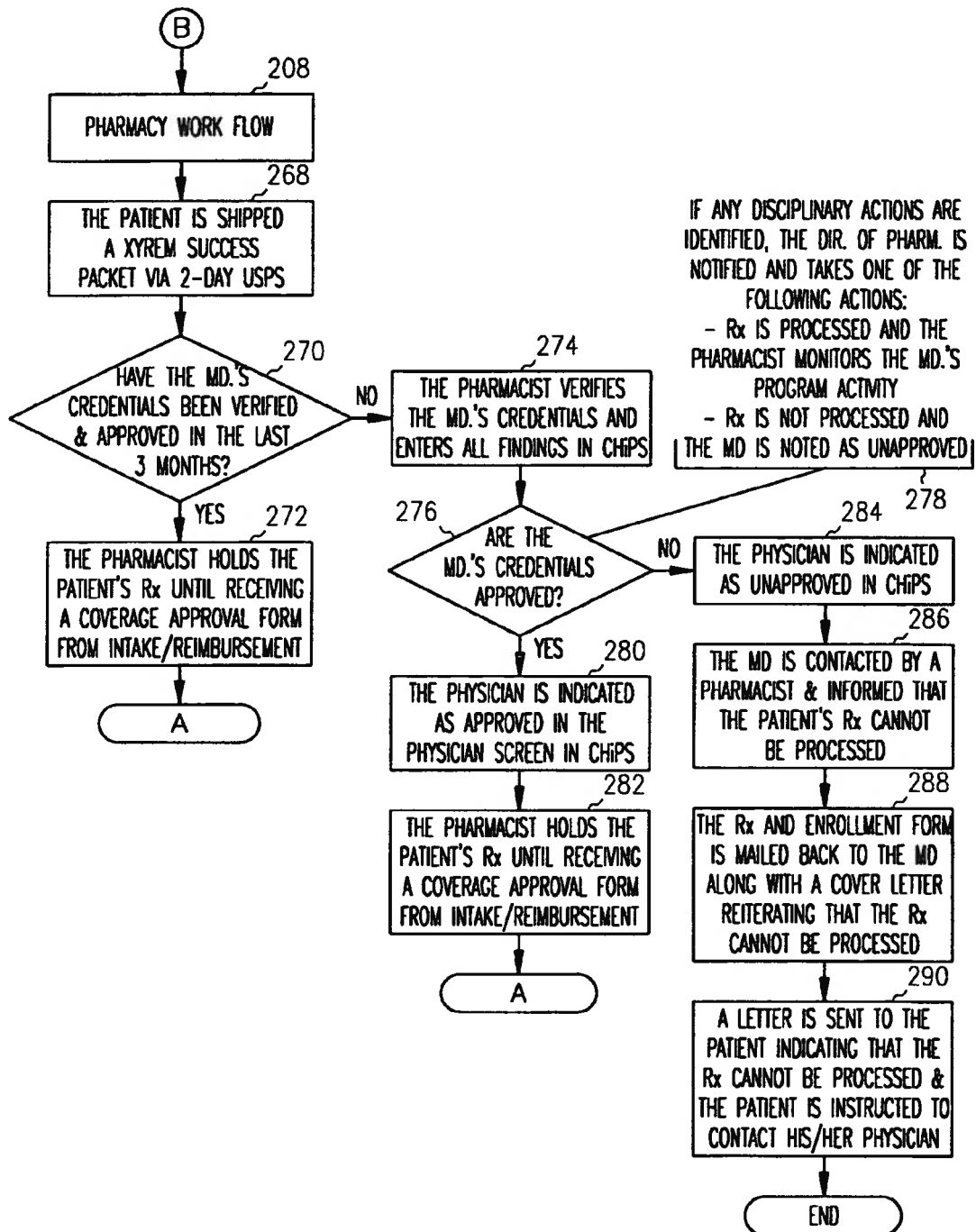


FIG. 2B

U.S. Patent

Jul. 27, 2010

Sheet 4 of 16

US 7,765,107 B2

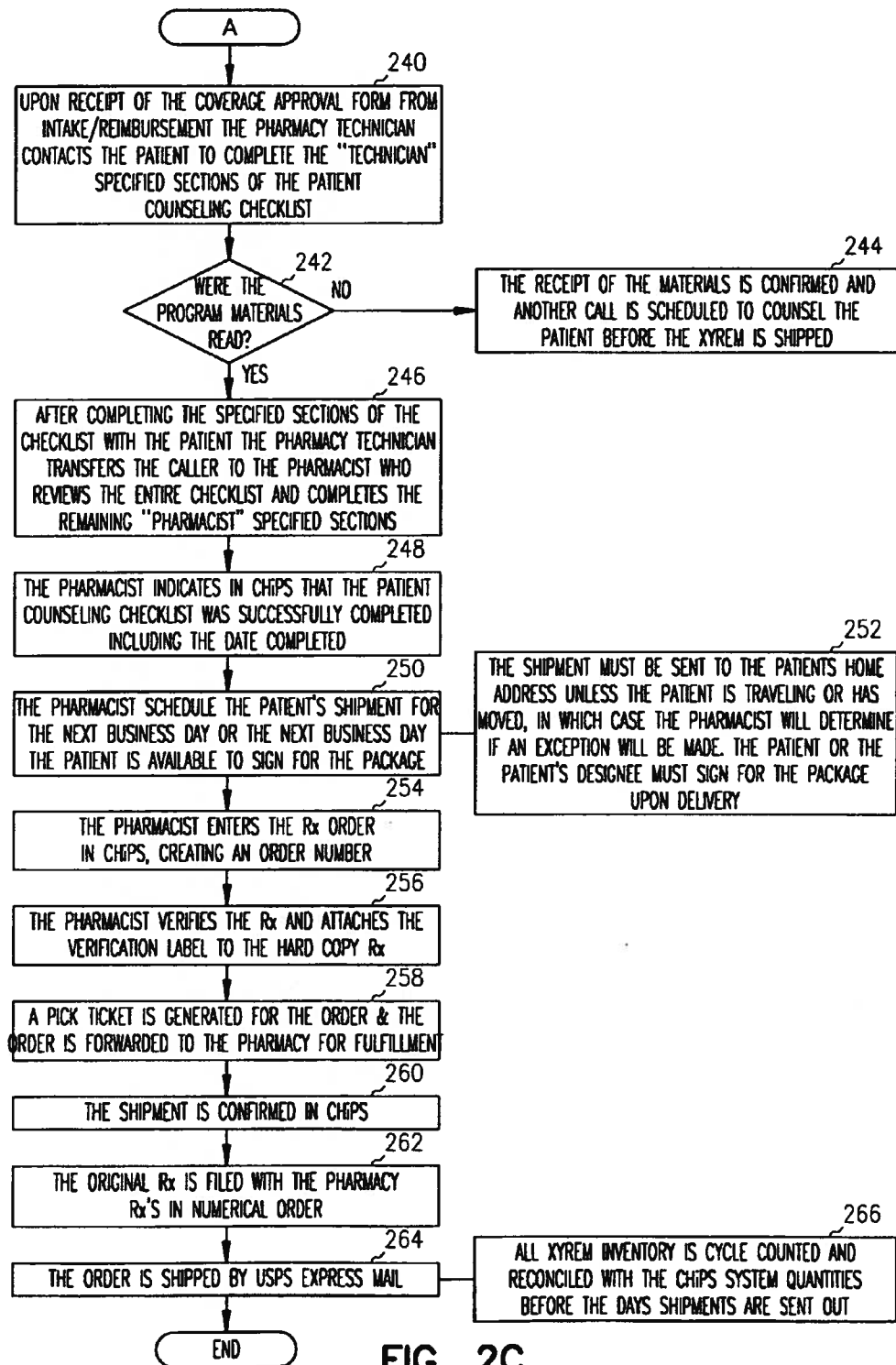


FIG. 2C

U.S. Patent

Jul. 27, 2010

Sheet 5 of 16

US 7,765,107 B2

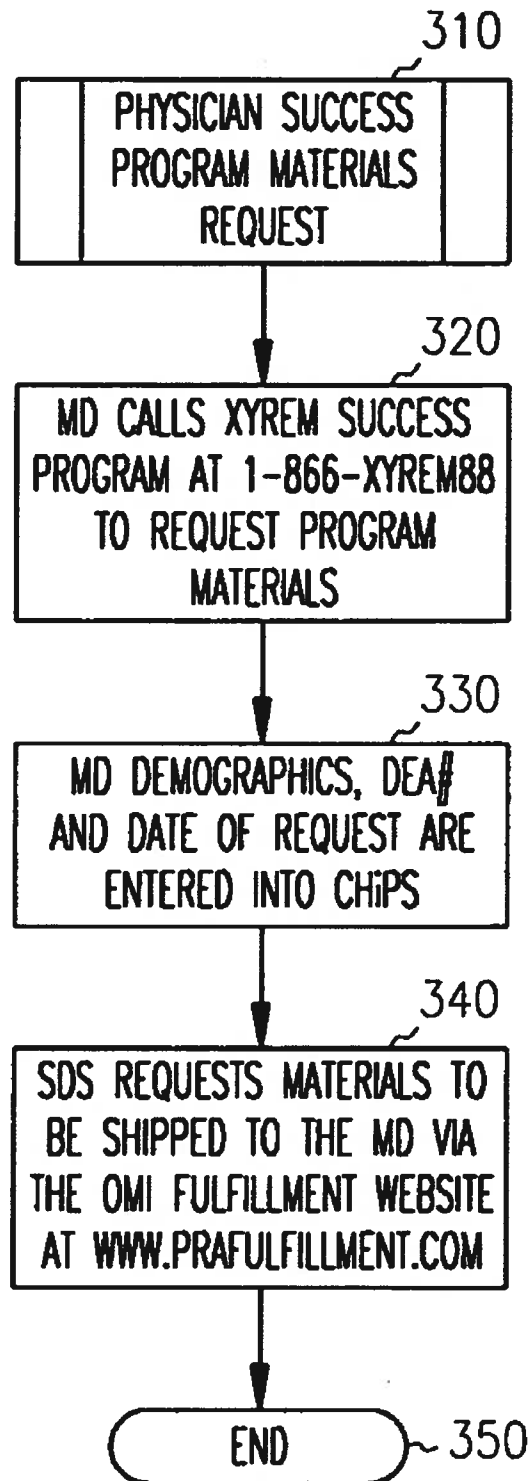


FIG. 3

U.S. Patent

Jul. 27, 2010

Sheet 6 of 16

US 7,765,107 B2

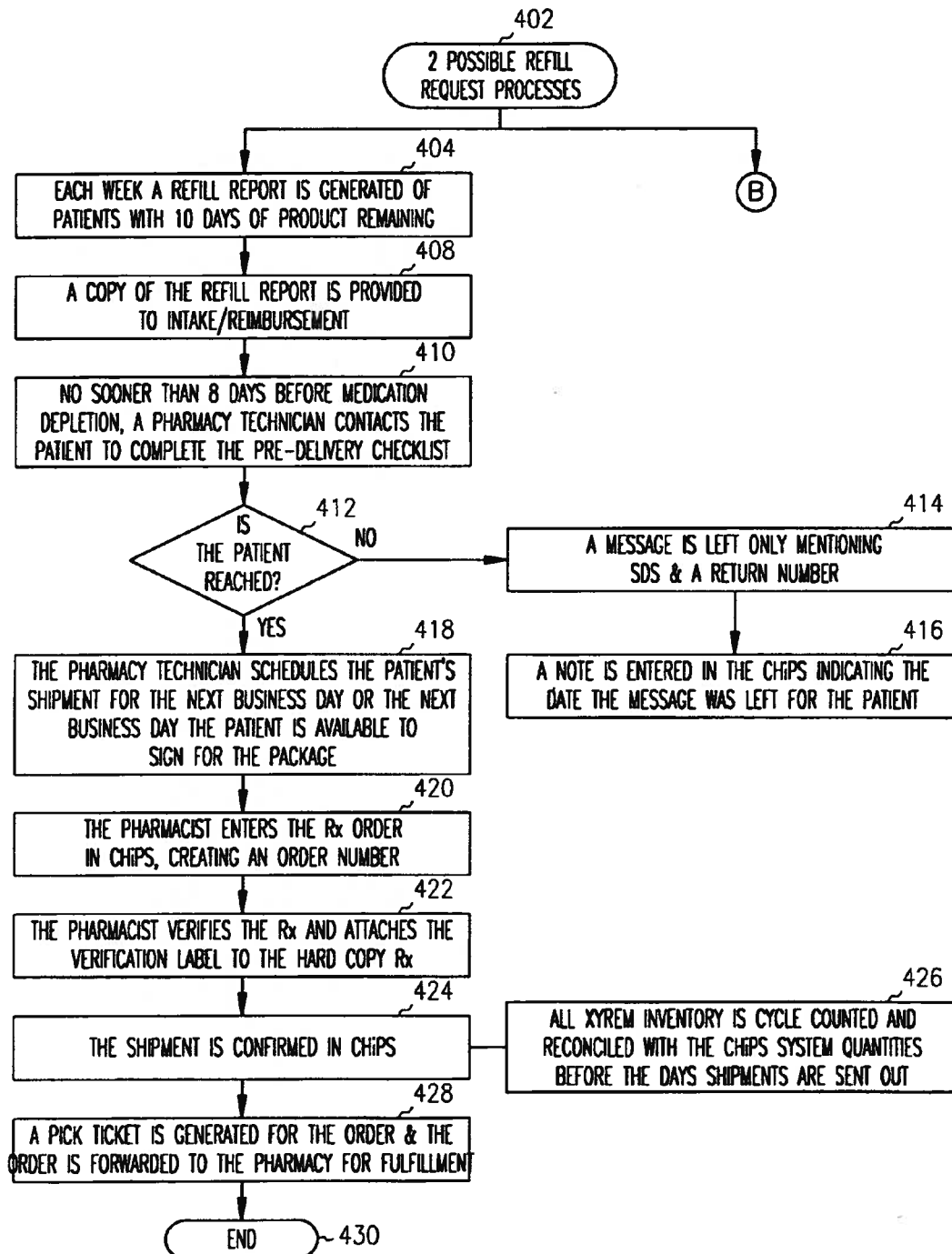


FIG. 4A

U.S. Patent

Jul. 27, 2010

Sheet 7 of 16

US 7,765,107 B2

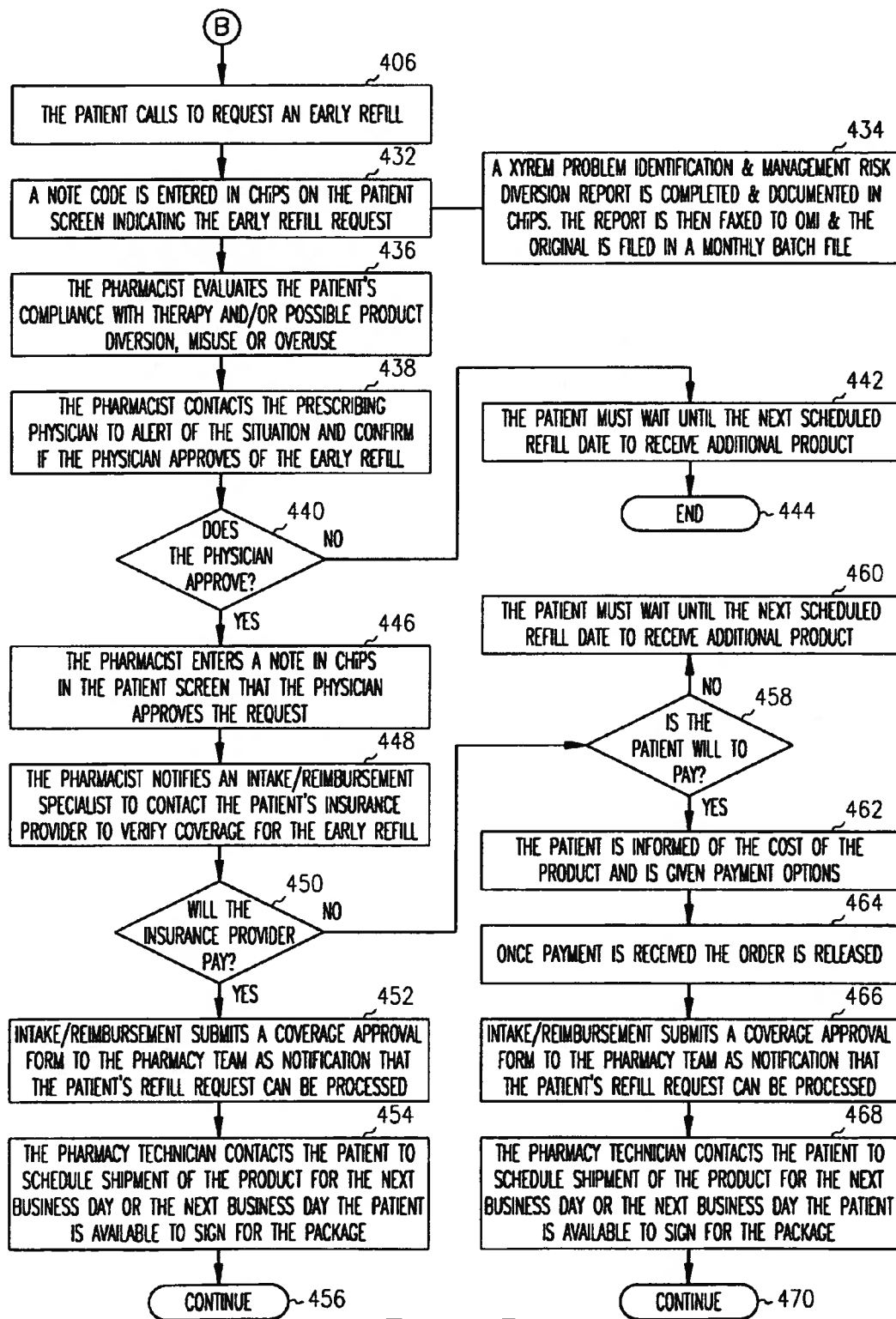


FIG. 4B

ROX 1024

CBM of U.S. Patent No. 7,765,107

158 of 174

U.S. Patent

Jul. 27, 2010

Sheet 8 of 16

US 7,765,107 B2

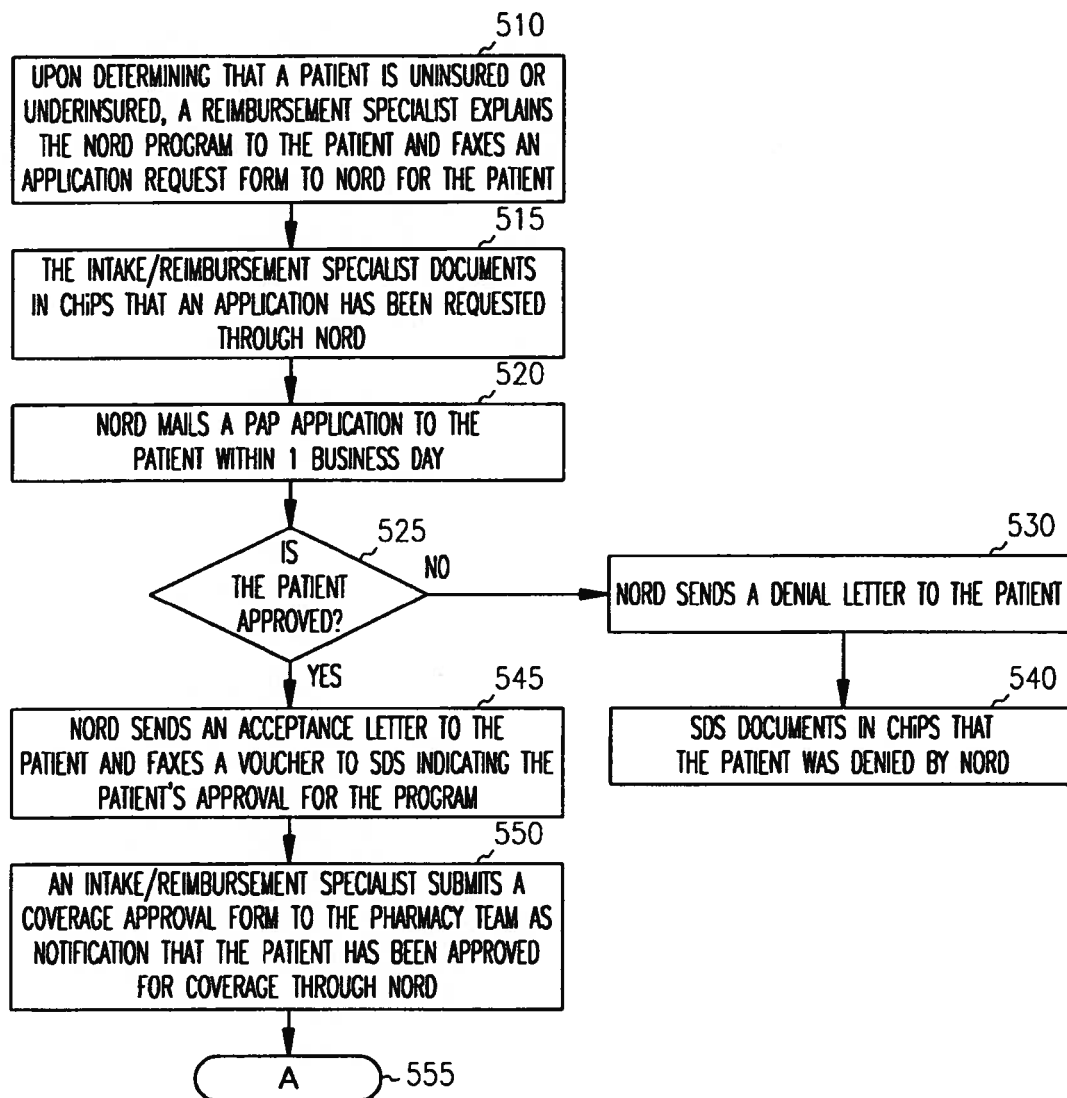


FIG. 5

U.S. Patent

Jul. 27, 2010

Sheet 9 of 16

US 7,765,107 B2

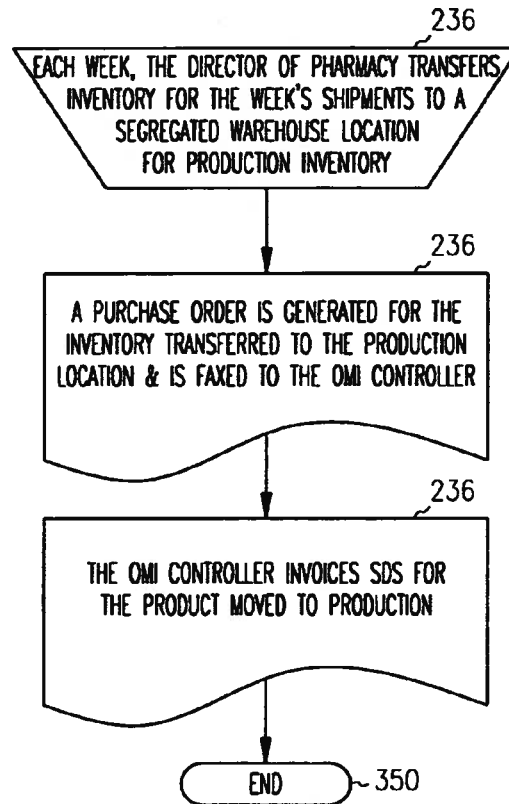


FIG. 6

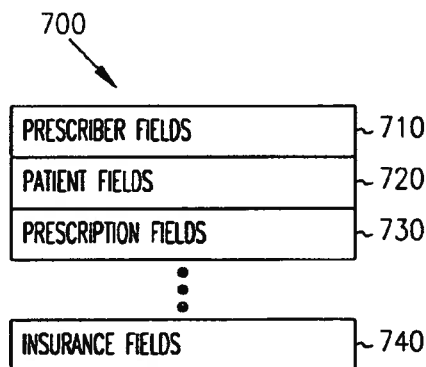


FIG. 7

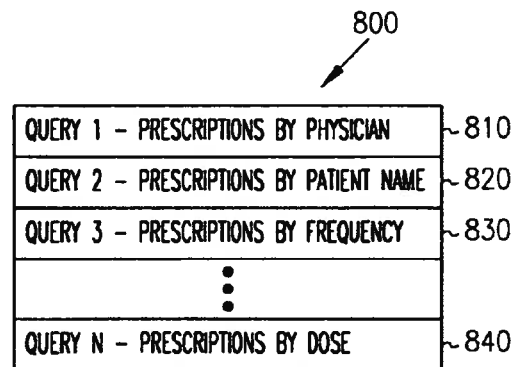


FIG. 8

U.S. Patent

Jul. 27, 2010

Sheet 10 of 16

US 7,765,107 B2

PRESCRIPTION AND ENROLLMENT FORM 900
↙

PRESCRIBER INFORMATION	
PRESCRIBER'S NAME: _____	OFFICE CONTACT: _____
STREET ADDRESS: _____	
CITY: _____	STATE: _____ ZIP: _____
PHONE: _____	FAX: _____
LICENSE NUMBER: _____	DEA NUMBER: _____
MD SPECIALTY: _____	

PRESCRIPTION FORM			
PATIENT NAME: _____	SS#: _____	DOB: _____	SEX M / F
ADDRESS: _____			
CITY: _____	STATE: _____	ZIP: _____	
Rx: XYREM ORAL SOLUTION (500 mg/mL) 180 ML BOTTLE QUANTITY: _____ MONTHS SUPPLY			
SIG: TAKE _____ GMS P.O. DILUTED IN 60 mL WATER AT H.S. AND THEN AGAIN 2 1/2 TO 4 HOURS LATER			
REFILLS (CIRCLE ONE): 0 1 2 (MAXIMUM OF 3 MONTH SUPPLY)			
DATE: ____/____/____			
PRESCRIBER'S SIGNATURE			
PHYSICIAN DECLARATION—PLEASE CHECK EACH BOX		TO BE COMPLETED AT INITIAL PRESCRIPTION ONLY	
<input type="checkbox"/> I HAVE READ THE MATERIALS IN THE XYREM PHYSICIAN SUCCESS PROGRAM			
<input type="checkbox"/> I VERIFY THAT THE PATIENT HAS BEEN EDUCATED WITH RESPECT TO XYREM PREPARATION, DOSING AND SCHEDULING.			
<input type="checkbox"/> I UNDERSTAND THAT XYREM IS APPROVED FOR THE TREATMENT OF CATAPLEXY IN PATIENTS WITH NARCOLEPSY, AND THAT SAFETY OR EFFICACY HAS NOT BEEN ESTABLISHED FOR ANY OTHER INDICATION.			
<input type="checkbox"/> I UNDERSTAND THAT THE SAFETY OF DOSES GREATER THAN 9gm/DAY HAS NOT BEEN ESTABLISHED			

PATIENT INFORMATION	
BEST TIME TO CONTACT PATIENT: <input type="checkbox"/> DAY <input type="checkbox"/> NIGHT	
DAY #: _____	EVENING #: _____
INSURANCE COMPANY NAME: _____	PHONE #: _____
INSURED'S NAME: _____	RELATIONSHIP TO PATIENT: _____
IDENTIFICATION NUMBER: _____	POLICY/GROUP NUMBER: _____
PRESCRIPTION CARD: <input type="checkbox"/> NO <input type="checkbox"/> YES IF YES, CARRIER: _____	POLICY #: _____ GROUP: _____
PLEASE ATTACH COPIES OF PATIENT'S INSURANCE CARDS	

FAX COMPLETED FORM TO XYREM SUCCESS PROGRAM (TOLL-FREE) 1-866-470-1744
 FOR INFORMATION, CALL THE XYREM TEAM (TOLL FREE) AT 1-866-XYREMB8 (1-866-997-3688)

FIG. 9

U.S. Patent

Jul. 27, 2010

Sheet 11 of 16

US 7,765,107 B2

1000
↙

PATIENT ASSISTANCE APPLICATION REQUEST FORM

DATE:

TO: PATIENT ASSISTANCE ORGANIZATION

FROM: SDS

FAX /: 203-798-2291

PLEASE SEND A XYREM PATIENT ASSISTANCE PROGRAM APPLICATION TO:

PATIENT NAME _____

ADDRESS _____

TELEPHONE: () _____

PATIENT DOSAGE: _____ (GRAMS) TWICE NIGHTLY FOR A TOTAL DOSAGE OF _____ (GRAMS)
_____ BOTTLES (THREE MONTHS SUPPLY)

BACKGROUND INFORMATION:

FIG. 10

U.S. Patent

Jul. 27, 2010

Sheet 12 of 16

US 7,765,107 B2

SENSITIVE DRUG PATIENT ASSISTANCE PROGRAM
VOUCHER REQUEST FOR MEDICATION

1100
↙PATIENT INFORMATION

<FIRST NAME><LAST NAME>

<ADDRESS 1>

<ADDRESS 2>

<CITY, STATE ZIP CODE>

PHONE: <123-456-7890DOB: 01/01/1900SSN: 123-45-6789DRUG ALLOTMENT: 100%LRD: 03/01/2001PHYSICIAN INFORMATION

<PHYSICIAN NAME>

<ADDRESS 1>

<ADDRESS 2>

<CITY, STATE ZIP CODE>

PHONE: <123-456-7890CASE CODE: *****

FIRST SHIPMENT THIS YEAR

DRUG	QUANTITY
XYREEM 180ml btl	1

VALIDATION DATE:	03/01/2001
EXPIRATION DATE:	05/31/2001
ISSUE DATE:	03/15/2001
APPROVED _____	

PHARMACY USE

NORD COPY

(DETACH HERE)

PATIENT INFORMATION

<FIRST NAME><LAST NAME>

<ADDRESS 1>

<ADDRESS 2>

<CITY, STATE ZIP CODE>

PHONE: <123-456-7890DOB: 01/01/1900SSN: 123-45-6789DRUG ALLOTMENT: 100%LRD: 03/01/2001PHYSICIAN INFORMATION

<PHYSICIAN NAME>

<ADDRESS 1>

<ADDRESS 2>

<CITY, STATE ZIP CODE>

PHONE: <123-456-7890CASE CODE: *****

FIRST SHIPMENT THIS YEAR

DRUG	QUANTITY
XYREM 180ml btl	1

VALIDATION DATE:	03/01/2001
EXPIRATION DATE:	05/31/2001
ISSUE DATE:	03/15/2001
APPROVED _____	

PHARMACY USE

FIG. 11

ROX 1024

CBM of U.S. Patent No. 7,765,107

163 of 174

U.S. Patent

Jul. 27, 2010

Sheet 13 of 16

US 7,765,107 B2

1200



**SENSITIVE DRUG PHYSICIAN'S CERTIFICATE
OF MEDICAL NEED**

PATIENT INFORMATION

DATE: _____

NAME: _____
LAST FIRST M

DATE OF BIRTH: _____

DRUG BEING PRESCRIBED: XYREM

DIAGNOSIS/CONDITION FOR WHICH DRUG IS BEING PRESCRIBED: _____

ICD-9: _____

PHYSICIAN INFORMATION

PHYSICIAN'S NAME (PLEASE PRINT): _____

PHYSICIAN'S SIGNATURE: _____ DATE: _____

PLEASE FAX BACK TO SENSITIVE DRUG SUCCESS PROGRAM: (1-800-TOLL FREE NUMBER)

FIG. 12

U.S. Patent

Jul. 27, 2010

Sheet 14 of 16

US 7,765,107 B2

ACTIVITY REPORTS

	REPORT FREQUENCY		
	WEEKLY	MONTHLY	QUARTERLY
SALES			
Rx BY ZIP (NEW AND TOTAL)	X	X	X
Rx BY PHYSICIAN BY ZIP	X	X	
\$ BY ZIP	X	X	X
REGULATORY			
# OF PHYSICIAN REGISTRIES		X	
# OF DENIED PHYSICIAN REGISTRIES AND REASON		X	
# OF COMPLETED PATIENT REGISTRIES		X	
# OF PROBLEM IDENTIFICATION & MANAGEMENT RISK DIVERSION REPORTS COMPLETED	X		
# OF CYCLE COUNTS PERFORMED & ACCURACY OF EACH		X	
QUALITY ASSURANCE			
# OF PRODUCT DEFECTS/COMPLAINTS REPORTED, TYPE AND LOT #		X	
CALL CENTER			
# OF CALLS RECEIVED		X	
# OF CALLS INITIATED		X	
# OF CALLS ANSWERED IN 30 SECONDS, ETC.		X	
PERCENTAGE OF CALLS ANSWERED IN 30 SECONDS		X	
# OF ABANDONED CALLS		X	
% OF ABANDONED CALLS		X	
AVERAGE CALL LENGTH		X	
PHARMACY			
# OF FAXED Rx/ENROLLMENT FORMS		X	
# OF MAILED Rx/ENROLLMENT FORMS		X	
# OF RxS SHIPPED W/IN 1, 2, 3, 4 ETC. DAYS (FROM THE TIME INITIAL RECEIPT TO SHIPMENT OF Rx)		X	
# OF PATIENT SUCCESS PACKETS SHIPPED		X	

FIG. 13A

U.S. Patent**Jul. 27, 2010****Sheet 15 of 16****US 7,765,107 B2****ACTIVITY REPORTS**

PHARMACY			
# OF PHYSICIAN SUCCESS PACKETS SHIPPED		X	
# OF COMPLETED SHIPMENTS		X	
# OF INCOMPLETE SHIPMENTS AND REASON		X	
# OF SHIPPING ERRORS		X	
# OF PAP SHIPMENTS		X	
# OF PAP APPLICATIONS		X	
# OF PAP APPROVALS		X	
# OF CANCELED ORDERS		X	
# OF USPS ERRORS		X	
INVENTORY		X	
# OF RETURNED PRODUCTS AND REASON		X	
# OF OUTDATED BOTTLES OF PRODUCT		X	
INVENTORY COUNTS OF CONSIGNMENT & PRODUCTION INVENTORY		X	
# OF UNITS RECEIVED		X	
LOTS RECEIVED		X	
REIMBURSEMENT		X	
# OF PENDING AND WHY		X	
# OF APPROVALS		X	
# OF DENIALS		X	
# OF REJECTIONS		X	
PAYOR TYPES		X	

FIG. 13B

U.S. Patent**Jul. 27, 2010****Sheet 16 of 16****US 7,765,107 B2****ACTIVITY REPORTS**

PATIENT CARE			
# OF ADVERSE EVENTS REPORTED AND TYPE			X
# OF ADVERSE EVENTS SENT TO OMI			X
# OF DOSING PROBLEMS AND TYPE			X
# OF NONCOMPLIANCE EPISODES AND REASON			X
# OF PATIENT COUNSELED AND REASON			X
# OF PATIENTS DISCONTINUED AND REASON			X
PATIENT CARE			X
# OF PATIENTS REFERRED TO PHYSICIAN AND REASON			X
# OF ACTIVE PATIENTS			X
# OF NEW PATIENTS			X
# OF RESTART PATIENTS			X
# OF DISCONTINUED PATIENTS AND REASON			X
DRUG INFORMATION			X
# OF DRUG INFORMATION REQUESTS AND TYPE			X
# OF CALLS TRIAGED TO OMI			X

FIG. 13C

US 7,765,107 B2

1

**SENSITIVE DRUG DISTRIBUTION SYSTEM
AND METHOD****RELATED APPLICATION**

This application is a divisional application of U.S. patent application Ser. No. 10/322,348, filed Dec. 17, 2002, now U.S. Pat. No. 7,668,730 which application is incorporated herein by reference.

FIELD OF THE INVENTION

The present invention relates to distribution of drugs, and in particular to the distribution of sensitive drugs.

BACKGROUND OF THE INVENTION

Sensitive drugs are controlled to minimize risk and ensure that they are not abused, or cause adverse reactions. Such sensitive drugs are approved for specific uses by the Food and Drug Administration, and must be prescribed by a licensed physician in order to be purchased by consumers. Some drugs, such as cocaine and other common street drugs are the object of abuse and illegal schemes to distribute for profit. Some schemes include Dr. shopping, diversion, and pharmacy thefts. A locked cabinet or safe is a requirement for distribution of some drugs.

Certain agents, such as gamma hydroxy buterate (GHB) are also abused, yet also are effective for therapeutic purposes such as treatment of daytime cataplexy in patients with narcolepsy. Some patients however, will obtain prescriptions from multiple doctors, and have them filled at different pharmacies. Still further, an unscrupulous physician may actually write multiple prescriptions for a patient, or multiple patients, who use cash to pay for the drugs. These patients will then sell the drug to dealers or others for profit.

There is a need for a distribution system and method that directly addresses these abuses. There is a further need for such a system and method that provides education and limits the potential for such abuse.

SUMMARY OF THE INVENTION

A drug distribution system and method utilizes a central pharmacy and database to track all prescriptions for a sensitive drug. Information is kept in a central database regarding all physicians allowed to prescribe the sensitive drug, and all patients receiving the drug. Abuses are identified by monitoring data in the database for prescription patterns by physicians and prescriptions obtained by patients. Further verification is made that the physician is eligible to prescribe the drug by consulting a separate database for a valid DEA license, and optionally state medical boards to determine whether any corrective or approved disciplinary actions relating to controlled substances have been brought against the physician. Multiple controls beyond those for traditional drugs are imposed on the distribution depending on the sensitivity of the drug.

Education is provided to both physician and patient. Prior to shipping the drug for the first time, the patient is contacted to ensure that product and abuse related educational materials have been received and/or read. The patient may provide the name of a designee to the central pharmacy who is authorized to accept shipment of the drug. Receipt of the initial drug shipment is confirmed by contacting the patient. Either a phone call or other communication to the patient within a set time after delivery may be made to ensure receipt. Further, a

2

courier service's tracking system is used to confirm delivery in further embodiments. If a shipment is lost, an investigation is launched to find it.

In one embodiment, the drug may be shipped by the central pharmacy to another pharmacy for patient pick-up. The second pharmacy's ability to protect against diversion before shipping the drug must be confirmed. This ability may be checked through NTIS and State Boards of Pharmacy.

Prescription refills are permitted in the number specified in the original prescription. In addition, if a prescription refill is requested by the patient prior to the anticipated due date, such refills will be questioned. A lost, stolen, destroyed or spilled prescription/supply is documented and replaced to the extent necessary to honor the prescription, and will also cause a review or full investigation.

The exclusive central database contains all relevant data related to distribution of the drug and process of distributing it, including patient, physician and prescription information. Several queries and reports are run against the database to provide information which might reveal potential abuse of the sensitive drug, such as early refills.

BRIEF DESCRIPTION OF THE DRAWINGS

FIG. 1 is a block diagram of a computer system for use in implementing the system and method of the present invention.

FIGS. 2A, 2B and 2C are a flowchart describing a method for sensitive drug distribution at least partially utilizing a computer system such as that shown in FIG. 1.

FIG. 3 is a flowchart of a physician success program at least partially implemented on a computer system such as that shown in FIG. 1.

FIGS. 4A and 4B are a flowchart describing a method for handling refill requests at least partially utilizing a computer system such as that shown in FIG. 1.

FIG. 5 is a flowchart of a process for requesting special reimbursement when a patient is uninsured or underinsured at least partially utilizing a computer system as that shown in FIG. 1.

FIG. 6 is a flowchart of a process for inventory control at least partially utilizing a computer system such as that shown in FIG. 1.

FIG. 7 is a block diagram of database fields.

FIG. 8 is a block diagram showing a list of queries against the database fields.

FIG. 9 is a copy of one example prescription and enrollment form.

FIG. 10 is a copy of one example of a NORD application request form for patient financial assistance.

FIG. 11 is a copy of one example voucher request for medication for use with the NORD application request form of FIG. 10.

FIG. 12 is a copy of certificate of medical need.

FIGS. 13A, 13B and 13C are descriptions of sample reports obtained by querying a central database having fields represented in FIG. 7.

DETAILED DESCRIPTION OF THE INVENTION

In the following description, reference is made to the accompanying drawings that form a part hereof, and in which is shown by way of illustration specific embodiments in which the invention may be practiced. These embodiments are described in sufficient detail to enable those skilled in the art to practice the invention, and it is to be understood that other embodiments may be utilized and that structural, logical

US 7,765,107 B2

3

and electrical changes may be made without departing from the scope of the present invention. The following description is, therefore, not to be taken in a limited sense, and the scope of the present invention is defined by the appended claims.

The functions or algorithms described herein are implemented in software or a combination of software and human implemented procedures in one embodiment. The software comprises computer executable instructions stored on computer readable media such as memory or other type of storage devices. The term "computer readable media" is also used to represent carrier waves on which the software is transmitted. Further, such functions correspond to modules, which are software, hardware, firmware of any combination thereof. Multiple functions are performed in one or more modules as desired, and the embodiments described are merely examples. The software is executed on a digital signal processor, ASIC, microprocessor, or other type of processor operating on a computer system, such as a personal computer, server or other computer system.

A sensitive drug is one which can be abused, or has addiction properties or other properties that render the drug sensitive. One example of such a drug is sodium oxybate, also known as gamma hydroxy butyrate (GHB $C_4H_7NaO_3$) which is useful for treatment of cataplexy in patients with narcolepsy. GHB is marketed under the trademark of Xyrem® (sodium oxybate oral solution), which trademark can be used interchangeably with GHB herein. Sensitive drugs also include narcotics or other drugs which require controls on their distribution and use to monitor behaviors to prevent abuse and adverse side effects.

In one embodiment, Xyrem® is subject to a restricted distribution program. One aspect of the program is to educate physicians and patients about the risks and benefits of Xyrem, including support via ongoing contact with patients and a toll free helpline. Initial prescriptions are filled only after a prescriber and patient have received and read the educational materials. Further, patient and prescribing physician registries are maintained and monitored to ensure proper distribution.

In a further embodiment, bulk sodium oxybate is manufactured at a single site, as is the finished drug product. Following manufacture of the drug product, it is stored at a facility compliant with FDA Schedule III regulations, where a consignment inventory is maintained. The inventory is owned by a company, and is managed by a central pharmacy, which maintains the consignment inventory. Xyrem® is distributed and dispensed through a primary and exclusive central pharmacy, and is not stocked in retail pharmacy outlets. It is distributed by overnight carriers, or by US mail in one embodiment to potentially invoke mail fraud laws if attempts of abuse occur.

FIG. 1 is a simplified block diagram of a computer system 100, such as a personal computer for implementing at least a portion of the methods described herein. A central processing unit (CPU) 110 executes computer programs stored on a memory 120. Memory 120 in one embodiment comprises one or more levels of cache as desired to speed execution of the program and access to data on which the programs operate. The CPU is directly coupled to memory 120 in one embodiment. Both CPU 110 and memory 120 are coupled to a bus 130. A storage 140, I/O 150 and communications 160 are also coupled to the bus 130. Storage 140 is usually a long term storage device, such as a disk drive, tape drive, DVD, CD or other type of storage device. In one embodiment, storage 140 is used to house a database for use with the present invention. I/O 150 comprises keyboards, sound devices, displays and other mechanisms by which a user interacts with the com-

4

puter system 100. Communications 160 comprises a network, phone connection, local area network, wide area network or other mechanism for communicating with external devices. Such external devices comprise servers, other peer computers and other devices. In one embodiment, such external device comprises a database server that is used in place of the database on storage 140. Other computer system architectures capable of executing software and interacting with a database and users may also be used. Appropriate security measures such as encryption are used to ensure confidentiality. Further, data integrity and backup measures are also used to prevent data loss.

FIGS. 2A, 2B and 2C represent an initial prescription order entry process for a sensitive drug, such as Xyrem. At 202, a medical doctor (MD) sends a Rx/enrollment form via mail, fax, email or other means to an intake/reimbursement specialist at 204, who makes a copy of the Rx/enrollment form that is stamped "copy". The original fax is forwarded to a pharmacy team. The enrollment form contains prescriber information, prescription information, checkboxes for the prescriber indicating they have read materials, educated the patient, understand the use in treatment, and understand certain safety information, and also contains patient information.

The prescriber information contains standard contact information as well as license number, DEA number and physician specialty. Patient and prescription information includes name, social security number, date of birth, gender, contact information, drug identification, patient's appropriate dosage, and number of refills allowed, along with a line for the prescriber's signature. Patient insurance information is also provided.

There are two workflows involved at the pharmacy team, intake reimbursement 206 and pharmacy workflow 208, which may proceed in parallel or serially. The intake workflow 206 starts with an intake reimbursement specialist entering the patient and physician information into an application/database referred to as CHIPS, which is used to maintain a record of a client home infusion program (CHIP) for Xyrem®. A check is made to ensure the information is complete at 212. If not, at 214, an intake representative attempts to reach the MD or prescriber to obtain the missing information. If the missing information has not been obtained within a predetermined period of time, such as 24 hours at 216, the Rx/Enrollment form is sent back to the MD with a rejection explanation. A note is entered in CHIPS that the application was rejected.

If the information is complete at 212, the MD is contacted at 220 to verify receipt and accuracy of the patient's Rx. This contact is recorded in CHIPS. The intake and reimbursement specialist then sends a consent form and a cover letter to the patient at 224. The insurance provider is contacted at 226 to verify coverage and benefits. At 228, a determination is made regarding coverage for the drug. If it is not available, it is determined at 230 whether the patient is willing and able to pay. If not, a process is performed for handling patients who are uninsured or underinsured. In one embodiment, the process is referred to as a NORD process.

If the patient is willing and able to pay at 230, the patient is informed of the cost of the product and is given payment options at 234. At 236, once payment is received, the intake reimbursement specialist submits a coverage approval form with the enrollment form to the pharmacy team as notification to process the patient's prescription. If coverage is approved at 228, the intake reimbursement specialist also submits the coverage approval form with the enrollment form to the pharmacy team as notification to process the patient's prescription. Processing of the prescription is described below.

ROX 1024

CBM of U.S. Patent No. 7,765,107

169 of 174

US 7,765,107 B2

5

Upon receipt and initial processing of the prescription enrollment form and sending an original to the pharmacy work flow block 208, the patient is shipped a Xyrem® success packet via mail. In one embodiment, the Xyrem® success packet contains educational material for a patient that advises of the proper use, care and handling of the drug and consequences of diversion at 268. The medical doctor's credentials are checked to determine if the physician has a current DEA license to prescribe controlled substances and if he or she has had any actions related to misuse/misprescribing of controlled drugs against him or her, within a predetermined time, such as three months at 270. If they have, a pharmacist holds the prescription until receiving a coverage approval form from the intake reimbursement specialist at 272.

If the credentials have not been recently checked, the pharmacist verifies the credentials and enters all findings in the database at 274. If the credentials are approved at 276, the physician is indicated as approved in a physician screen populated by information from the database at 280. The prescription is then held pending coverage approval at 282.

If any disciplinary actions are identified, as referenced at block 278, management of the pharmacy is notified and either approves processing of the prescription with continued monitoring of the physician, or processing of the prescription is not performed, and the physician is noted in the database as unapproved at 284. The enrollment form is then mailed back to the physician with a cover letter reiterating that the prescription cannot be processed at 288. The patient is also sent a letter at 290 indicating that the prescription cannot be processed and the patient is instructed to contact their physician.

Actual filling of the approved prescription begins with receipt of the coverage approval form as indicated at 240. The patient is contacted by the pharmacy, such as by a technician to complete a technician section of a patient counseling checklist. If a pharmacist verifies that the program materials were not read at 242, the receipt of the material is confirmed at 244 and another call is scheduled to counsel the patient before the drug is shipped.

If the program materials were read at 242, the checklist is completed at 246 and the technician transfers the patient to the pharmacist who reviews the entire checklist and completes remaining pharmacist specified sections. At 248, the pharmacist indicates in the database that the patient counseling and checklist was successfully completed, indicating the date completed.

At 250, the pharmacist schedules the patient's shipment for the next business day or the next business day that the patient or designee is able to sign for the package. Further, as indicated at 252, the shipment must be sent to the patient's home address unless the patient is traveling or has moved. In that event, the pharmacist may determine that an exception may be made. The patient or the patient's designee who is at least 18 years old, must sign for the package upon delivery.

At 254, the pharmacist enters the prescription order in the database, creating an order number. The pharmacist then verifies at 256 the prescription and attaches a verification label to the hard copy prescription. At 258, a pick ticket is generated for the order and the order is forwarded to the pharmacy for fulfillment. The shipment is confirmed in the database at 260, and the order is shipped by USPS Express Mail. Use of the US mail invokes certain criminal penalties for unauthorized diversion. Optionally, other mail services may be used. Potential changes in the law may also bring criminal penalties into play. Following shipment, the patient is called by the central pharmacy to confirm that the prescription was received.

6

As noted at 266, for the sensitive drug, Xyrem, all inventory is cycle counted and reconciled with the database system quantities before shipments for the day are sent. This provides a very precise control of the inventor.

A physician success program materials request process begins at 310 in FIG. 3. At 320, the MD calls to the central pharmacy to request program materials. A special phone number is provided. MD demographics, DEA number, and data or request are entered into the database at 330. At 340, a request is made to ship the materials to the MD via a fulfillment website, or other mechanism. The request process ends at 350.

A refill request process begins at 302 in FIGS. 4A and 4B. There are two different paths for refills. A first path beginning at 404 involves generating a report from the central database of patients with a predetermined number of days or product remaining. A second path beginning at 406 is followed when a patient calls to request an early refill.

In the first path, a copy of the report is provided to an intake reimbursement specialist at 408. No sooner than 8 days before the medication depletion, a pharmacy technician contacts the patient at 410 to complete the pre-delivery checklist. At 412, if the patient is not reached, a message is left mentioning the depletion, and a return number at 414. A note is also entered into the database indicating the date the message was left at 416.

If the patient is reached at 412, the next shipment is scheduled at 418, the prescription is entered into the database creating an order at 420, the pharmacist verifies the prescription and attaches a verification label at 422 and the shipment is confirmed in the database at 424. Note at 426 that the inventory is cycle counted and reconciled with the database quantities before the shipments for a day or other time period are sent. A pick ticket is generated for the order and the order is forwarded for fulfillment at 428, with the first path ending at 430.

The second path, beginning at 406 results in a note code being entered into the database on a patient screen indicating an early refill request at 432. The pharmacist evaluates the patient's compliance with therapy or possible product diversion, misuse or over-use at 436. In one embodiment, cash payers are also identified. The pharmacist then contacts the prescribing physician to alert them of the situation and confirm if the physician approves of the early refill at 438. If the physician does not approve as indicated at 440, the patient must wait until the next scheduled refill date to receive additional product as indicated at 442, and the process ends at 444.

If the physician approves at 440, the pharmacist enters a note in the database on a patient screen that the physician approves the request at 446. The pharmacist notifies an intake reimbursement specialist to contact the patient's insurance provider to verify coverage for the early refill at 448. If the insurance provider will pay as determined at 450, the specialist submits the coverage approval form as notification that the refill may be processed at 452. At 454, the pharmacy technician contacts the patient to schedule shipment of the product for the next business day, and the process of filling the order is continued at 456 by following the process beginning at 240.

If the insurance provider will not pay at 450, it is determined whether the patient is willing and/or able to pay at 458. If not, the patient must wait until the next scheduled refill date to receive additional product at 460. If it was determined at 458 that the patient was willing and able to pay, the patient is informed of the cost of the product and is given payment options at 462. Once payment is received as indicated at 464, the specialist submits a coverage approval form to the pharmacy team as notification that the refill request can be pro-

ROX 1024

CBM of U.S. Patent No. 7,765,107

170 of 174

US 7,765,107 B2

7

cessed at 466. At 468, the pharmacy technician contacts the patient to schedule shipment. The process of filling the order is continued at 470 by following the process beginning at 240.

A process, referred to as a NORD process in one embodiment is used to determine whether donated, third party funds are available for paying for prescriptions where neither insurance will, nor the patient can pay. The process begins at 510 upon determining that a patient is uninsured or underinsured. A reimbursement specialist explains the NORD program to the patient and faxes an application request form to NORD for the patient. At 515, the intake reimbursement specialist documents in the database that an application has been received through NORD. At 520, NORD mails an application to the patient within one business day.

A determination is made at 525 by NORD whether the patient is approved. If not, at 530, NORD sends a denial letter to the patient, and it is documented in the database at 540 that the patient was denied by NORD. If the patient is approved, NORD sends an acceptance letter to the patient and faxes a voucher to the central pharmacy (SDS in one embodiment) to indicate the approval at 545. At 550, an intake reimbursement specialist submits a coverage approval form to the pharmacy team as notification that the patient has been approved for coverage. The process of filling the order is continued at 555 by following the process beginning at 240.

An inventory control process is illustrated in FIG. 6 beginning at 610. Each week, a responsible person at the central pharmacy, such as the director of the pharmacy transfers inventory for the week's shipments to a segregated warehouse location for production inventory. At 620, a purchase order is generated for the inventory transferred to the production location and is sent, such as by fax, to a controller, such as the controller of the company that obtained approval for distribution and use of the sensitive drug. At 630, the controller invoices the central pharmacy for the product moved to production. The process ends at 640.

The central database described above is a relational database running on the system of FIG. 1, or a server based system having a similar architecture coupled to workstations via a network, as represented by communications 160. The database is likely stored in storage 140, and contains multiple fields of information as indicated at 700 in FIG. 7. The organization and groupings of the fields are shown in one format for convenience. It is recognized that many different organizations or schemas may be utilized. In one embodiment, the groups of fields comprise prescriber fields 710, patient fields 720, prescription fields 730 and insurance fields 740. For purposes of illustration, all the entries described with respect to the above processes are included in the fields. In further embodiments, no such groupings are made, and the data is organized in a different manner.

Several queries are illustrated at 800 in FIG. 8. There may be many other queries as required by individual state reporting requirements. A first query at 810 is used to identify prescriptions written by physician. The queries may be written in structured query language, natural query languages or in any other manner compatible with the database. A second query 820 is used to pull information from the database related to prescriptions by patient name. A third query 830 is used to determine prescriptions by frequency, and a n^{th} query finds prescriptions by dose at 840. Using query languages combined with the depth of data in the central database allows many other methods of investigating for potential abuse of the drugs. The central database ensures that all prescriptions, prescribers and patients are tracked and subject to such investigations. In further embodiments, the central database may

8

be distributed among multiple computers provided a query operates over all data relating to such prescriptions, prescribers and patients for the drug.

An example of one prescription and enrollment form is shown at 900 in FIG. 9. As previously indicated, several fields are included for prescriber information, prescription information and patient information.

FIG. 10 is a copy of one example NORD application request form 1000 used to request that an application be sent to a patient for financial assistance.

FIG. 11 is a copy of one example application 1100 for financial assistance as requested by form 1000. The form requires both patient and physician information. Social security number information is also requested. The form provides information for approving the financial assistance and for tracking assistance provided.

FIG. 12 is a copy of one example voucher request for medication for use with the NORD application request form of FIG. 10. In addition to patient and physician information, prescription information and diagnosis information is also provided.

FIGS. 13A, 13B and 13C are descriptions of sample reports obtained by querying a central database having fields represented in FIG. 7. The activities grouped by sales, regulatory, quality assurance, call center, pharmacy, inventory, reimbursement, patient care and drug information. Each report has an associated frequency or frequencies. The reports are obtained by running queries against the database, with the queries written in one of many query languages.

While the invention has been described with respect to a Schedule III drug, it is useful for other sensitive drugs that are DEA or Federally scheduled drugs in Schedule II-V, as well as still other sensitive drugs where multiple controls are desired for distribution and use.

The invention claimed is:

1. A computerized method to control abuse of a prescription drug comprising:

controlling with a computer processor the distribution of said prescription drug via an exclusive central pharmacy that maintains a central database that tracks all prescriptions of said prescription drug and analyzes for potential abuse situations;

receiving in the computer processor all prescription requests, for any and all patients being prescribed the prescription drug, only at the exclusive central pharmacy, from any and all medical doctors allowed to prescribe the prescription drug;

processing with the computer processor all prescriptions for the prescription drug only by the exclusive central pharmacy using only the central database;

determining with the computer processor current and anticipated patterns of potential prescription abuse of said prescription drug from periodic reports generated only by the central database based on prescription request data from a particular medical doctor and further based on filling of prescriptions by a particular patient, wherein said request data contain information identifying the patient, the drug prescribed, and credentials of the medical doctor; and

selecting with the computer processor multiple controls for distribution by said exclusive central pharmacy, the controls comprising communicating prescriptions from a physician to the central pharmacy; identifying the physician's name, license, and DEA (Drug Enforcement Agency) registration information; verifying the prescription; obtaining patient information; verifying the physician is eligible to prescribe the prescription drug by

ROX 1024

CBM of U.S. Patent No. 7,765,107

171 of 174

US 7,765,107 B2

9

consulting the National Technical Information Services to determine whether the physician has an active DEA number and to check on whether any actions are pending against the physician; providing comprehensive printed materials to the physician; contacting the patient's insurance company if any; verifying patient registry information; providing comprehensive education information to the patient; verifying the patient has reviewed the educational materials; verifying the home address of the patient; shipping via US postal service or a commercial shipping service; receiving the name of an at least 18 year old designee to receive the drug; confirming receipt of an initial shipment of the drug to the patient returning the drug to the pharmacy after two attempts to deliver; launching an investigation when a shipment is lost; shipping to another pharmacy for delivery; requiring manufacture at a single location; releasing inventory in a controlled manner to the central pharmacy; questioning early refills; flagging repeat instances of lost, stolen, destroyed, or spilled prescriptions; limiting the prescription to a one month supply; requiring rewriting of the prescription periodically; and making the database available to the DEA for checking for abuse patterns in the data, for cash payments, and for inappropriate questions.

2. The method of claim 1 wherein initially selected controls comprise communicating prescriptions from a physician to the central pharmacy; identifying the physician's name, license, and DEA registration information; verifying the prescription; obtaining patient information; verifying the physician is eligible to prescribe the prescription drug by consulting the National Technical Information Services to determine whether the physician has an active DEA number and to check on whether any actions are pending against the physician; verifying patient registry information; providing comprehensive education information to the patient; verifying the patient has reviewed the educational materials; verifying the home address of the patient; shipping via US postal service; confirming receipt of an initial shipment of the drug to the patient; releasing inventory in a controlled manner to the central pharmacy; flagging repeat instances of lost, stolen, destroyed, or spilled prescriptions; and making the database available to the DEA for checking for abuse patterns in the data.

3. The method of claim 1 which further comprises consulting a separate database to verify that the medical doctor is eligible to prescribe the drug.

4. A computerized method to control abuse of gamma hydroxy butyrate (GHB) comprising:

controlling with a computer processor the distribution of GHB via an exclusive central pharmacy that maintains a central database that tracks all prescriptions of GHB and analyzes for potential abuse situations;

receiving in the computer processor all prescription requests, for any and all patients being prescribed GHB, only at the exclusive central pharmacy, from any and all medical doctors allowed to prescribe GHB;

processing in the computer processor all prescriptions for GHB only by the exclusive central pharmacy using only the central database;

determining with the computer processor current and anticipated patterns of potential prescription abuse of GHB from periodic reports generated only by the central database based on prescription request data from a par-

10

ticular medical doctor and based on filling of prescriptions by a particular patient, wherein said request data contain information identifying the patient, GHB as the drug prescribed, and credentials of the medical doctor; and

selecting with the computer processor multiple controls for distribution by said exclusive central pharmacy, the controls comprising communicating prescriptions from a physician to the central pharmacy; identifying the physician's name, license, and DEA (Drug Enforcement Agency) registration information; verifying the prescription; obtaining patient information; verifying the physician is eligible to prescribe the GHB by consulting the National Technical Information Services to determine whether the physician has an active DEA number and to check on whether any actions are pending against the physician; providing comprehensive printed materials to the physician; contacting the patient's insurance company if any; verifying patient registry information; providing comprehensive education information to the patient; verifying the patient has reviewed the educational materials; verifying the home address of the patient; shipping via US postal service or a commercial shipping service; receiving the name of an at least 18 year old designee to receive the drug; confirming receipt of an initial shipment of the drug to the patient returning the drug to the pharmacy after two attempts to deliver; launching an investigation when a shipment is lost; shipping to another pharmacy for delivery; requiring manufacture at a single location; releasing inventory in a controlled manner to the central pharmacy; questioning early refills; flagging repeat instances of lost, stolen, destroyed, or spilled prescriptions; limiting the prescription to a one month supply; requiring rewriting of the prescription periodically; and making the database available to the DEA for checking for abuse patterns in the data, for cash payments, and for inappropriate questions.

5. The method of claim 4 wherein initially selected controls comprise

communicating prescriptions from a physician to the central pharmacy; identifying the physician's name, license, and DEA registration information; verifying the prescription; obtaining patient information; verifying the physician is eligible to prescribe the GHB by consulting the National Technical Information Services to determine whether the physician has an active DEA number and to check on whether any actions are pending against the physician; verifying patient registry information; providing comprehensive education information to the patient; verifying the patient has reviewed the educational materials; verifying the home address of the patient; shipping via US postal service; confirming receipt of an initial shipment of the drug to the patient; releasing inventory in a controlled manner to the central pharmacy; flagging repeat instances of lost, stolen, destroyed, or spilled prescriptions; and making the database available to the DEA for checking for abuse patterns in the data.

6. The method of claim 4 which further comprises consulting a separate database to verify that the medical doctor is eligible to prescribe the drug.

* * * * *

AO 440 (Rev. 12/09) Summons in a Civil Action

UNITED STATES DISTRICT COURT

for the

District of New Jersey

Jazz Pharmaceuticals, Inc.

Plaintiff

v.

Roxane Laboratories, Inc.

Defendant

Civil Action No.

SUMMONS IN A CIVIL ACTION

To: *(Defendant's name and address)*

Roxane Laboratories, Inc.
c/o Randall S. Wilson
Vice President, Scientific, Medical and Regulatory Affairs
1809 Wilson Road
Columbus, Ohio 43228

A lawsuit has been filed against you.

Within 21 days after service of this summons on you (not counting the day you received it) — or 60 days if you are the United States or a United States agency, or an officer or employee of the United States described in Fed. R. Civ. P. 12 (a)(2) or (3) — you must serve on the plaintiff an answer to the attached complaint or a motion under Rule 12 of the Federal Rules of Civil Procedure. The answer or motion must be served on the plaintiff or plaintiff's attorney, whose name and address are:

Charles M. Lizza, Esq.
Saul Ewing LLP
One Riverfront Plaza, Suite 1520
Newark, New Jersey 07102-5426

If you fail to respond, judgment by default will be entered against you for the relief demanded in the complaint. You also must file your answer or motion with the court.

CLERK OF COURT

Date: _____

Signature of Clerk or Deputy Clerk

Civil Action No. _____

PROOF OF SERVICE

(This section should not be filed with the court unless required by Fed. R. Civ. P. 4 (l))

This summons for *(name of individual and title, if any)* _____
was received by me on *(date)* _____.

☐ I personally served the summons on the individual at *(place)* _____
_____ on *(date)* _____; or

☐ I left the summons at the individual's residence or usual place of abode with *(name)* _____
_____, a person of suitable age and discretion who resides there,
on *(date)* _____, and mailed a copy to the individual's last known address; or

☐ I served the summons on *(name of individual)* _____, who is
designated by law to accept service of process on behalf of *(name of organization)* _____
_____ on *(date)* _____; or

☐ I returned the summons unexecuted because _____; or

☐ Other *(specify)*: _____

My fees are \$ _____ for travel and \$ _____ for services, for a total of \$ 0.00.

I declare under penalty of perjury that this information is true.

Date: _____

Server's signature

Printed name and title

Server's address

Additional information regarding attempted service, etc: